

**2 CD
ISSUE!**

THE WORLD'S BIGGEST-SELLING AMIGA MAGAZINE

AMIGA FORMAT



STILL ONLY £5.50

■ JULY 1997 ■ ISSUE 99

Hfl 25.50 ■ US \$14.95

Tower Power!

**The cheap, safe and easy
way to re-house your Amiga**

SHOW REPORT

**Hot exciting news from
the World of Amiga**

SECOND FREE CD!
**PHASE 1 - 650Mb of
essential DTP materials**

BACK TO BASICS

**We show you how to get
to grips with your Amiga**

COVERDISC AFCD15

**Megabytes of new game demos and
game related web sites, a demo of Epic's
Encyclopedia of the Paranormal and
masses of your contributions**

future
PUBLISHING
Your
guarantee
of value



Weird Science

NEW ADDRESS Q HOUSE, TROON WAY BUSINESS PARK,
HUMBERSTONE LANE, LEICESTER. LE4 9HA

Phone 0116 234 0682
Fax 0116 235 0045
Email sales@weirdscience.co.uk
WWW www.weirdscience.co.uk


£34.99



AMINET SET 3 or 4

Aminet Set 4, dated January 1997, consists of 4 gigabytes of software in 9,000 archives. Including the full versions of Directory Opus 5.11, With 95 megs Utilities, 79 megs Documents, 408 megs Text Software, 12 megs Disk/HD Tools, 7 megs Hardware related, 756 megs Pictures & Animations, 208 megs Graphics software, 394 megs Graphics & Sound Demos, 563 megs Games, 685 megs Music modules, 28 megs Music software, 131 megs Communications and more. Aminet Set 3, dated July 1996, consists of 4 gigabytes of software in 9,000 archives. Including the full versions of Imagine 4.0, XiPaint 3.2, Octamed 5.0.

£19.95



System Booster

The Amiga System Booster CD enables users to really make the most of their computers with a superb collection of tools to push the capabilities of the Amiga to the limits. Nearly all the fantastic utilities can be started by simply direct from the compact disc. No de-archiving required. The contents include a vast collection of screen blankers, mouse tools & commodities, backup, file management, cache programs to optimise system performance, data recovery, CD-ROM utilities, virus killers and a whole host more. This CD-ROM provides for beginners and professionals.

£19.95



AMINET SET 1 OR AMINET SET 2

Aminet Set 1 or 2, consist of 4 gigabytes of software in 12,000 archives. The software is on four compact discs. With Utilities, Documents, Text Software, Disk/HD Tools, Hardware related, Pictures & Animations, Graphics software, Graphics & Sound Demos, Games, Music modules, Music software, Communications, Amiga Development software, Business software and more. All of the archives are easily accessible with a simple Index menu system with search.

NEW LOWER PRICE

£14.99



AMIGA DEVELOPERS CD

The Amiga Developers CD from Amiga Technologies comes complete with all the developers tools and docs, provided to the official developers. Included are the complete CD32 developers tools with Build CD and ISO CD, Envoy 2.0 package, Enforcer, Workbench 2.0, 3.0, 3.1 tools and documents with the updated native developers kit, SANA II package and the installer package. Also included is a vast amount of info. A must for Amiga enthusiasts.

£19.95



GEEK GADGETS 2

Geek Gadgets contains virtually all of the tools you need to get started programming on the Amiga, including advanced C, C++, Fortran and ADA compilers, assembler, linker, EMACS editor, "make", source code control systems (rcs & cvs), text and file utilities, GNU debugger, text formatters (groff & Tex), and much more. Everything comes with complete source code and all binaries have been compiled from the supplied sources. All tools on the Geek Gadgets CD can be run directly from the CD-ROM, without the need to install any files on to your Hard Drive.

£49.95



AMIGA REPAIR KIT

The Amiga Repair Kit CD comes complete with the all with all the tools required to backup and rescue your precious data on hard drives. Disk Salva 4 will rescue and restore most damaged, corrupt and even deleted files from floppies, hard disks etc. During the process it will attempt to fix all problems caused by software failures or physical damage. RDB-Salva 1.1 is a superb program that will allow you to restore your valuable data even if the Rigid Disk Block has been destroyed or over written. Recovery can recover files from normal or corrupted disks. Essential Amiga Tools.

AMINET 18 AMINET CDs £14.99

The newest and all the best from the world's largest Amiga software archive.


April 9th, the worlds largest Amiga archive, provides compact discs of the sites latest software uploads. Each volume contains about 1.1 gigs of archives with a superb menu system for un-archiving the files and a simple search facility to help you find exactly the file required. The search facility will even list the compact disc that the file is on. Aminet 18 is available in April and Aminet CDs 13, 14, 15, 16 are still available at £14.99.

AMINET CD SUBSCRIPTIONS

EACH AMINET CD FOR ONLY £ 9.99 UPON RELEASE BY JUST REGISTERING FOR A SUBSCRIPTION. AS EACH NEW CD IS RELEASED WE WILL CHARGE YOU AND DISPATCH YOUR NEW AMINET CD ON THE DAY OF UK RELEASE.

SCHATZTRUHE

International Distributor:



GTI

Grenville Trading International GmbH
Carl-Zeiss-Str. 9
79761 Waldshut-Tiengen. Germany
Tel. +49 7741 83040
Fax +49 7741 830438
Email: amiga@gtigermany.com

£11.99




EURO CD VOL 2

The Euro CD contains a vast variety of programs and data for the Amiga in the Aminet mould. However this CD differentiates itself by have the contents ready to run without de-archiving. The contents include Animations 36 megs, Commercial 21 megs, Demo's 65 megs, Disk tools 12 megs, Fonts 12 megs, Games 57 megs, Misc. 6 megs, Modules 110 megs, Music 21 megs, Objects 12 megs, Pictures 118 megs, Presentations 23 megs, Printer 1 meg, Programs 23 megs, Samples 4 megs, System 10 megs, Text files 26 megs, Utilities 16 megs and Vidules 3 megs. Full English docs. and menus. Version 2 now out.

Magic Publisher

including Final Writer 4 SE



£49.95

MAGIC PUBLISHER

Magic Publisher comprises of four compact discs and on this unique CD-ROM set you will find all you need to create professional looking documents. There are more than 10,000 Fonts (Colour Fonts, Bitmap, IFF, Adobe, Intelifonts, TrueType & DMF), more than 5,000 clipart. Many of these are exclusive to this compact disc. Full commercial versions of Final Writer 4 SE and Wordworth 4 TD are included. Both rated as great word processors on the Amiga. Tools for creating WWW pages along with backgrounds and special clip art for this purpose is also included. A 100 page booklet contains guidelines of all the fonts and clipart.

MODS ANTHOLOGY

£29.95


MODS ANTHOLOGY

A collection 18,000 music modules arranged of four compact discs all sorted by composer, groups and type. All stored ready to use from the compact discs. Provided with 11 megs of Module lists and 25 megs of module players for many different computer platforms. This 7 years titanic work provides over a 1,000 hours of music enjoyment along with information on many of the composers whose work is featured.

Meeting Pearls 4 (Software Collection) £ 8.95


Giga Graphics Four CD-ROMs Image Collection £ 19.95

Eric Schwartz Productions CD Archive



£19.95


PC NETWORK PC



Provides a filesystem for accessing your PC drives from the Amiga. Our system will provide any WB program with access to any of your PC drives, including CD, Zip, Jazz and fixed hard drives. The PC acts as slave machine and can therefore not access the Amiga, however our kit contains all you need to access a PC from an Amiga. Simple Installation on both machines. The system is WB 2.04+ and Win95 compatible and the PC can perform other tasks simultaneously.

Access all of the PC drives. Read & Write to & from the PC. Load files directly from the PC. Up to 45k/sec for Amiga > PC. Up to 29k/sec for PC > Amiga.

Join a PC to your Amiga via the parallel port **£19.95**



INTERNET ACCESS THE EASY WAY

Weird Science is the Official UK Registration Site for Miami

In-To-the-Net CD provides a pleasant introduction and connection to the internet. Most of the difficult setting up is done automatically for you with the connection program provided. All that is required is the answers to a few simple questions. In addition the CD contains all the tools required for both the beginner and expert, full instructions on getting connected and many very helpful documents on the Internet and WWW. The tools include AMITCP, Mail, FTP, WWW and many more. In addition there is a section on WWW page creation with clip art and creation tools. Easy Hard Drive installation possible but not required.

MIAMI REGISTRATION £29.95

FULL VERSION

IBROWSE

IBrowse 1.1 now including support for FRAMES and many more HTML 3 tags. IBrowse is unbeatable and with a fantastic price from Weird Science. View the Web the way it was meant to be.

£24.95

IN-TO-THE-NET £14.99

INCLUDES OUT-OF-THE-NET

A MAGICAL JOURNEY THROUGH EXCITING DIVERSE SUBJECTS

The Learning Curve CD presents a fantastic and magical journey through exciting subjects brought together for the first time on an Amiga CD. Containing over 32,000 files this title will delight and interest both young and old with the vast diversity and quantity of Amiga Educational and Informational programs featured. All of the programs can be run directly from the compact disc with no unarchiving on any Amiga. (Workbench 2.04+.) Encyclopedias have been scarce for the Amiga and educational compact discs have been virtually non-existent, well now you have a unique CD providing productive entertainment for all ages. *Just a few of the categories:*

- | | | |
|---------------|-------------|-----------|
| Aircraft | Educational | Religion |
| Art | Fairy Tales | Science |
| Computer | Mathematics | Astronomy |
| Desktop Utils | Spelling | Biology |
| Electronics | Languages | Books |
| Engineering | Literature | Chemistry |
| Geography | Drama | Ecology |
| Health | Music | Geology |
| History | Mythology | |
| Hobbies | Philosophy | |

THE LEARNING CURVE

£49.95

PCX (PC EMULATOR)

Supports extensive hardware level emulation of the Intel Pentium Processor. FPU supported if the Amiga has an FPU. Compatible with MS-DOS through to version 7.0. Windows 3.11/3.11 protected mode as used by Doom and Dark Forces etc. Memory Manager compatible (EMM386) and compatible with PC Task hard files. The quick start function feature no BIOS required, auto configuring, on disk Amiga Guide documentation. Just requires MSDOS and Windows software to run.

£19.95

SOUNDS TERRIFIC 2

The music and sounds files can be auditioned from an easy to use interface for both a PC & Amiga. Included are 4,404+ modules, 400 extra large modules (over 300k each), 795 Screamtracker modules, 1,000+ categorised midi files, 4240 IFF samples, 620 categorised WAV samples, 1,000+ Walkabout Instrument samples in WAV & IFF formats, 100's of utilities for Amiga and as a bonus the complete MidiCraft collection of Midi files. Now Includes Octamed 6 CD REBB.

£14.99

NETWORK CD 2

The very best in CD32 and Amiga Networking has just got so much better. This CD is an absolute must have for all Network CD owners. The concept and operation has been improved in every possible way. The CD32 boots in about 45 seconds, with more memory available and fake fast ram to improve speed. One button press on the Amiga can set-up any program to run on both machines, including the entire Sernet set-up at the speed of your choice on both machines. No more difficult set-up routines. Sernet now runs at various speeds and is now the fastest ever. A keyboard and mouse can be emulated on the CD32. Twin Express can now be controlled from DNet. Sernet allows easy downloading of data. Plus so much more. The best way to join a CD32 to an Amiga.

£19.95

WOMEN OF THE WEB

Women of the Web is an exciting new multimedia experience bringing all the latest Internet technology to the home. This title is compiled in HTML format, using pictures, text files, animations and sound samples. With over 450 megs of information on over 250 of the world's most beautiful and famous women. The easy point and click interface makes the whole CD-ROM accessible to both beginners and experts alike. With full colour images and video this compact disc is sure to please.

£29.95

KARA COLLECTION

Includes all the packages previously published by Kara Computer Graphics for the Amiga, plus many more, in an exclusive and professional edition reorganised and enhanced by Cloanto. This CD-ROM contains 40 ColorFonts, 5 AntiFont, hundreds of alternate colour palettes, Sunfields, Plaques, and software for special effects in pictures, animations, tiling and presentations. All items for solo or combined use. The Kara Collection also includes two software packages developed by Cloanto to manage bitmapped fonts: ColorType for colour fonts and the Personal Fonts Maker for black and white fonts. Both have been recognised as the best in their respective fields. To make AntiFont really easy and enjoyable to use. A fabulous collection of AntiFont Fonts.

£29.95

PERSONAL PAINT 7

After more than a year of hard work, we are proud to announce the release of Personal Paint 7. This version has more than 100 new features, including:

- New and improved file formats, including Photo CD, GIF, BMP, JPEG, 24-bit TrueType and PBM.
- Professional Internet features like GIF animations.
- Enhanced user interface.
- 180 AREXX commands, with scripts directly accessible from the toolbar.
- New "plug-in" library system.
- Automatically create directory thumbnails.
- And much, much more.

UPGRADE FROM 6.4 £19.95

£14.99

LIGHT ROM GOLD

The very best from Light Rom 1, 2 and 3 with over 6,000 Lightweight objects and scene files. Light Rom Gold was created for those who did not purchase Light Rom 3. The material on Light Rom Gold is compatible with all versions of Lightweight on all platforms. This material is presented using the content directory method for all users of Lightweight 4.0 and higher. All of the Lightweight objects and scene files are represented with thumbnail renderings for easy previewing.

£14.99

PERSONAL SUITE CD

This CD-ROM includes Personal Paint 6.4 and Personal Write 4.1 from Cloanto, Share 4 Personal (from Duxis), Personal Fonts Maker 1 & 2 (from Cloanto), 27 professional colour fonts, Cloanto's DotDiff file synchronisation and replication software and PNG Toolkit, plus 3 Gbyte of pictures, animations, stereograms, stereogram animations, Amiga fonts, printer downloadable fonts and text. The CD-ROM contains no public domain or shareware software. The commercial titles include full manuals in AmigaGuide format (English and German, with some titles also in French and Italian).

£19.95

LIGHT ROM 4

LIGHT-ROM 4, a 2 CD-ROM set for the Amiga, Mac, Windows / NT features all new Lightweight objects and scene files. In addition there is a bonus CD-ROM of 3,000 Jpeg Textures, see below. LIGHT-ROM 4 also includes a collection scene files by Alan Chan. This set contains wholly new material and is an absolutely superb resource for Lightweight.

£29.95

EPIC ENCYCLOPEDIA

The Epic Interactive Encyclopedia 1997 Edition now includes over 16,000 articles, 4,000 images, 200 sound clips, 200 film clips, 3 search engines, over 1,000,000 words, national anthems, the ability to create your own articles, guided tour and much more. The latest version contains at least four times as much information as it's predecessor.

UPGRADE FOR £14.99



FREE WITH ALL ORDERS OVER £25.00

Octamed SoundStudio CD

PLEASE ASK FOR THE FREE CD OR IT WILL NOT BE SHIPPED

AMIGA 33.6 MODEM PACKAGE

INCLUDES 33.6 MODEM and CABLES

FULL VERSION OF IBROWSE

FULL VERSION OF MIAMI

AND IN-TO-THE-NET CD

£149.95 Carriage £10.00

£19.95

ASSASSINS CD VOL 3

The tradition continues with the release of the latest Assassins Ultimate Games CD Vol. 3. Over 300 new games and an all new and enhanced menu system for the selection of the great games contained on the compact disc. All of the games are ready to run directly from the menu system. This menu system has received accolades from amongst the Amiga Press on the previous two compact discs, both of which have received Amiga Format Gold awards. The menu provides access to all of the games, brief instructions, requirements, access to instructions & also the game itself. All of the games are new and original and have not appeared on either of the previous two compact discs. All games playable direct from the CD.

£9.99

AGA TOOLKIT '97

From Weird Science comes a superb Workbench 3.0+ Utilities CD with the very best utilities presented ready to run directly from the CD. No installation necessary. The compact disc is presented with both 'New Icons' and 'Magic Workbench' icons and an assign sequence that enables either at the choice of the user also sets it up ready for the utilities to run directly. The contents have been indexed with a description of all the fully categorised utilities available. Any of the utilities can be launched from the guide directly. The categories include Graphics, Disk Utils, Operating System, Emulation, Workbench, Music, Business, Communication, Performance, Text, Programming and more.

£9.99

ALL ONLY

1700 Jpeg Textures
1000 Jpeg Textures
Doom 1.9
Waveform Editor
Enhanced Experience
New Icons Experience 2
Scene Storm
Zoom 2
Oh Yes! More Worms
Unleashed 6
CD
CD
300 Images
Ready Sold

£14.99

ALL ONLY

Card Game CD
77Bit ISO CD3
7 Bit 5th Dimension
PO CD
Old
Imagine PQ CD
Media Backdrops
Sci Fi Sensations 2
Assassins CD Volume 2

TELEPHONE ORDER HOTLINE

+44 (0)116 234 0682

UK POSTAGE IS £1.00 FOR THE FIRST ITEM AND 50p EACH EXTRA ITEM, OVERSEAS IS DOUBLE. WE WILL PRICE MATCH ANY ADVERT IN THIS MAGAZINE



No.1
FOR MAIL ORDER

No.1
FOR AMIGA
IN MANCHESTER

Order NOW for
immediate despatch

FREEPHONE
0500 340548
(credit/switch card sales only)

for enquiries

tel: 0161 796 5279

fax: 0161 796 3208

Send cheques or
postal orders
(made payable to
Siren Software)
or credit card details to:-

SIREN
SOFTWARE,
178 BURY NEW RD,
WHITEFIELD,
MANCHESTER
M45 6QF,
ENGLAND

Access, Visa, Switch, Delta,
Connect etc accepted

OPEN:

Monday to Friday 9am to 6pm

Saturday 9am to 12pm

Personal callers
welcome.

Please phone first to
check availability
of any item.

DIRECTIONS:

From the M62 Junction 17
head towards Bury.
We are 50 yards on
the right hand side after
the third set of lights.
The door to our premises
is next to
Polar opposite
the Masons Pub.

All prices include VAT. Postage and packing
will be charged at £3.50 per order (U.K.),
£7.50 Europe and £12.50 rest of the world.

**"World of A1200" & "Top
100 Games" or "Epic
Encyclopedia" (1996 Version.
Can be upgraded to 1997
version for £12.99) CDs FREE
with every CD ROM drive!!!**

CD-ROM DRIVES

TOTAL SCSI CD-ROM DRIVE

Fully featured SCSI CD-ROM drive for use with the A1200 or A600. Features include superb metal enclosure with in-built mains power supply. Includes all software, cables and instructions for immediate use. Full CD32 emulation and Audio CD player software included. No extras needed! Just plug in and go. Choose either PCMCIA fitting Squirrel interface or internally fitting Dataflyer SCSI interface.



TOTAL CD-ROM DRIVES

2 speed £129.99

4 speed £149.99

6 speed £159.99

8 speed £209.99

Prices include Squirrel.
Add £30.00 for Dataflyer or Surf Squirrel



ULTRA CD-ROM DRIVE

Superb IDE CD-ROM drive system for the A1200. Fully featured, top quality drives in a top quality enclosure with built in power supply. All cables, instructions, software including CD32 emulator and audio CD player etc., included for immediate use. The CD-ROM interface supply plugs inside the A1200 (exceptionally easy to fit by anybody) and provides a connector in the blanking plate at the rear of the A1200, next to the mouse socket.

**PLEASE PHONE FOR FURTHER
DETAILS AND INFORMATION SHEET**

ULTRA 4 SPEED £169.99

ULTRA 8 SPEED £199.99

HARD DRIVES

2.5" HARD DRIVES

Our high speed 2.5" IDE hard drives for the Amiga A1200 & A600 computers come complete with fitting cable, screws, partitioning software, full instructions and 12 months guarantee. All drives supplied by us are formatted, partitioned and have Workbench (WB2 for the A600 and WB3 for the A1200) installed for immediate use. Fitting is incredibly simple; if you can plug the mouse into the mouse socket, you can plug the hard drive into the hard drive socket.



**FREE WHILE-YOU-WAIT FITTING
SERVICE FOR PERSONAL
CALLERS. PLEASE PHONE
FOR APPOINTMENT.**

**FREE 'HOW TO FIT YOUR
HARDDRIVE'**

video and Stacker disk to increase
the drive's capacity with every hard
drive ordered.

A500/4420mb Hard Drive £209.99

340mb £109.99


540mb £139.99

1000mb £174.99

1800mb £209.99



APOLLO A1200 ACCELERATORS




**APOLLO 1230
LITE £99.99**

High quality low cost 68030
accelerator with MMU and
FPU all running at 25mhz. Built in battery
backed clock. Easy trapdoor fitting. Amazing perfor-
mance for such a low price. Will take a 4mb or 8mb
SIMM. Not PCMCIA compatible with 8mb fitted.

APOLLO 1230 PRO £149.99

TWIN SIMM TECHNOLOGY

All the features you asked for at an
affordable price! High performance
68030 with FPU and MMU run-
ning at 40mhz. Two 72pin SIMM
sockets can take upto 32mb
each. Simms can be mixed
(i.e. a 4mb and 8mb will
give 12mb) and can be sin-
gle or double sided. Fully PCM-
CIA compatible regardless of how much
memory is fitted. Easy trapdoor fitting with battery backed
clock



APOLLO 1240/1260

68040/68060+MMU based A1200 accelerator. Features battery
backed clock and a 72 pin socket for a standard 72 pin SIMM (up to
128mb). Fully featured, fan cooled trapdoor fitting accelerator.

APOLLO 1240/25 £199.99



NEW LOWER PRICES

APOLLO 1240/40 £289.99

APOLLO 1260/50 £449.99

4MB SIMM £24.99

8MB SIMM £49.99 OR


16MB SIMM £99.99 WHEN

32MB SIMM £199.99 WHEN

PURCHASED WITH AN APOLLO ACCELERATOR



TOTAL MEMORY EXPANSIONS



A1200 trapdoor fitting memory
expansions feature a battery
backed clock and a socket for
an accelerator FPU. Unlike
other memory expansions that
conflict with the PCMCIA port, our TOTAL
memory expansions include unique software that
will enable the maximum amount of memory to be
used even with a PCMCIA fitting device.

**NEARLY DOUBLES THE SPEED
OF THE A1200**

**4MB MEMORY
EXPANSION £69.99**

**8MB MEMORY
EXPANSION £89.99**



33MHZ 68882 FPU (PLCC) £29.99
or only £24.99 when purchased
with above

Month In View

Another trying month of ups and downs as Nick Veitch struggles to grant your every wish...

Make no mistake, it has been a very busy month. It began with me coming back from holiday and checking up on Mr Kennedy, who had been charged with the task of completing the very finest and most authoritative DIY tower feature ever, as we have been promising you for some time. A few swift beatings later, and the project was complete, as you can see for yourself on page 18.

I was pleased to discover that all sorts of other things had come in and been reviewed – the Apollo 4060, the cunning ProTel Teletext digitiser, Power Computing's budget CD-ROM drives and a new version of *Final Writer*.

But before I could get comfortable and settled back into my chair, I was off to the Gateway press conference in London. You can read for yourself exactly what happened on page 8, but I must say that the AF team are all pretty optimistic about the situation now.

And then on to the show itself. Well, it seemed to be great but I didn't see all of it because I was besieged by you lot! Ben and myself answered literally hundreds of questions at our stand.

However, I must say a particular thankyou to Nathan Barry, and all the other lifesavers that provided me with some lubrication when I thought my throat was drying up. Well done.



Nick Veitch
Editor



Tower Power!

Everything you need to know about building a Tower! Design from an AT386. Tech, figures, prices and advice from Andy Forrest.

TOWER POWER P18
The ever-ready John Kennedy warms up his soldering iron and dusts off his mecano to bring you the definitive DIY Tower system.



Power CD-ROM

Store up with no-skippping! Tap into the power of the APCD-ROM drive. You'll find books, data and more.

POWER CD ROM P69
They're CD-ROM drives at an incredible price, from that nice Italian chap at Power Computing.



Artec A6000C ViewStation

Need a scanner? Don't look any further. The Artec A6000C is a new budget scanner.

ARTEC A6000C VIEWSTATION P66
An A4 600 dpi scanner for less than £300? You'd better believe it...



Testament

"The purple testament of bleeding war". Said Andy Smith, quoting from Rick and I. No, we don't know why either.

TESTAMENT P38
It's the first gold-rated game of the year and it's so addictive we've had to physically restrain Andy Smith from playing it all the time.



Beginners Guide

Instant! Building your back to basics, kicking off with an introduction to Workbench.

BEGINNERS GUIDE TUTORIAL P86
In response to all the snivelling, whimpering pleas we've received, I'm glad to announce the first installment in our beginners series.



Workbench

FIGURE 1. CLICKING ON AN ICON

AF NEWS



8 THE WAY AHEAD

Gateway reveal plans at London press conference.

9 WOA REPORT

The whos, the whats and the wherefores of WOA.

12 FULL POWER!

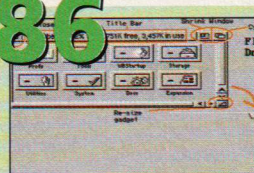
New accelerators and a new graphics card from PowerUp developers Phase5.

13 MYST HERE SOON...

clickBOOM pledge their support for the Power Amiga.

AF CREATIVE

86



BEGINNERS GUIDE

A new tutorial for virgin Amiga users – first off Workbench.

AF SERIOUSLY AMIGA

62 DOPUS MAGELLAN

A new version but is it any better? Ben Vost investigates.



64 FINAL WRITER '97


Softwood claim this is the only package worthy of the title 'document publisher'. David Taylor finds out if they're right.

66 A6000C VIEWSTATION

A new flatbed scanner at a great price.

67 APOLLO 4060

Jeff Ranasinghe speeds up his A4000.



69 POWER CD-ROM

Two new CD-ROM drives that don't cost the earth.



70 PROTEL


Decode and display teletext pages with this little white box from Harwoods.

73 LONG TERM REVIEW

Oliver Hodgson gives us his views on the other mighty word pro – Wordworth 6.

74 CD-ROM ROUND-UP

The latest CD-ROMs put to the test.



88 DOPUS 5.5

Discover a whole new way of working with your Amiga. Ben Vost kicks off with installation.

90 PPAINT

Nick Veitch reveals the awesome power of Personal Paint's brushes.



92 CINEMA4D 2

John Kennedy jazzes up his scenery using Cinema4D's Special Objects.

94 ADVANCED AREXX

Paul 'Daniels' Overaa works some more ARexx magic in his cryptology tutorial.

AF REGULARS

55 PD SELECT

Games galore plus two new art packages reviewed in this month's PD Select.



Wipeout, but for the Amiga. Find out what we thought on page 55.

76 WORKBENCH

Genlocks and video work – it's all covered here.

80 AMIGA.NET


The postman is dead! Everybody's doing email! Find out what the very latest programs have to offer.

82 SUBSCRIPTIONS

Don't miss our great new offer.

97 MAILBAG & GALLERY

Q Drives – your findings. Plus all the great Gallery submissions.



Find out who won this month's Gallery prize on page 100.

CONTENTS

ISSUE 99 JULY 1997

COVER STORY

18

John Kennedy discovers how to turn your Amiga into a skyscraping power house.



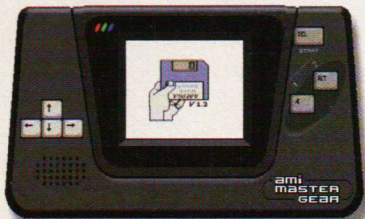
GAME ON!

30

Ben Vost concludes with a glance forward at what else looms on the Amiga gaming horizon.



EMULATION



26 GAME CONSOLES

Simon Goodwin emulates a whole range of hand-held consoles and the Atari 2600.

SCREENPLAY




36 PREVIEWS

Andy Smith takes a long look at *Cygnus-8* and decides that it looks very promising indeed.

38 TESTAMENT

Find out why this *Doom* clone was worthy of a *Format Gold*.



40 SQUIBBLY SHIBBLY

A new game from Miracle FX Productions. Discover whether it's worth looking out for.

44 READER GAMES

Eight new games written by you! **Andy Smith** gives them all a thorough going over and picks out a £50 winner.

49 GAMEBUSTERS

The complete solution to *Valhalla* and *the Fortress of Eve* (well, the first part anyway) plus hints and tips for all the latest blockbusters.



Coverdisks

Pretium



Get your finances in order with a useable demo of this new accounts package.

Rush Hour



Road rage reaches the Amiga in *Rush Hour*. Plus *Tetris* with a difference in *Wormtris*.



Coverdisk Instructions

AMIGA
FORMAT

p108

CD-ROMs

Over 640Mb of the latest Shareware and demos on *AFCD15*. Plus a whole host of fonts, clipart and images on your second CD.

Phase 1 is a full commercial package, free with Amiga Format!



Coverdisc Instructions

AMIGA
FORMAT

p16 & 104

What's up?

The World of Amiga
Comprehensive show report.

Phase5 PowerUp
Expanded project and new accelerators.

Weirdness on the web
Strange goings-on in Net Corner.

Competition!
Design your own animation.

AMIGA FORMAT news

Gateway break their silence

16th May 1997, London:

Gateway 2000 have committed themselves to supporting development of the Amiga as a computer platform. The announcement came at a press conference on the eve of London's World of Amiga show in Hammersmith.

Among the changes, Amiga Technologies is now to be named Amiga International – a wholly-owned subsidiary of Gateway 2000, Inc. Unsurprisingly, Amiga International didn't have details of new machines, or future directions for the operating system, because the company was only about two weeks old at the time. The only concrete development plan is for a new version of Workbench before the end of the year.

However, Gateway reiterated the fact that they were committed to bringing the Amiga back to the forefront of computing and proposed a three step plan to achieve this:

1. Support the existing Amiga community.
2. License the Amiga technology.
3. Develop new standards for home computing and video.

The second step is seen as one of the most important for the continued success of the Amiga as a platform and also as a set of open standards.

Jim Taylor, Gateway's Senior Vice President for Global Marketing stated: "We believe that Amiga can be one of the most important computer companies in the world." A visibly

cheerful Petro Tyschtschenko then welcomed all the attendees to the press conference and explained that Amiga International would continue to be based in Germany, but a sales office would be opened in London. He also stated that Amiga International was looking for a Research and Development manager but said that R&D would not be conducted in-house, or at least not to start with. This means that a wider range of developers can be 'employed' to set new standards, and develop Workbench further.

In a conversation with Gateway's Stephen Johns (their director of corporate development), we asked why Gateway hadn't got involved in the first auction that took place in April 1995. He replied that he had only just started working at Gateway when Ted Waitt had burst into his office holding a clipping and shouting "Why aren't we onto this?! We should never be caught out like this again!". And they weren't.

Speaking to developers, dealers and former Amiga employees, it swiftly becomes apparent that everyone has confidence in Gateway, and this new found confidence was reflected at the World of Amiga show that followed. ☺



Petro Tyschtschenko and Jim Taylor answer questions at the Hammersmith Press conference, 16th May.




Sabrina Online by Eric W. Schwartz ©1996

"Nooooooooo problem"



WOA – what a show!



What a great show! That's the verdict from all the people, both developers and public, *Amiga Format* spoke to during the World of Amiga show and after it. The UK Amiga industry is now clamouring for a new show at the end of November this year to build on the success of this one.

“A great success, as usual. It was most encouraging to see crowds of Amiga enthusiasts (that was just round the bar!) and to hear the refreshingly realistic attitude of Gateway towards new developments. We'll be back.”

David Link, HiSoft Systems

Products emerging for the first time at the show included Phase5's PowerPC-based accelerator cards. They were demonstrated showing fractal images generated in almost real time by the monster PowerPC chips, with full-screen MPEG animations playing as a backdrop. Hardware seemed to be the watchword for the weekend with Power

Computing, Gasteiner and HiSoft selling out of their stocks of external CD-ROM drives. Blittersoft also completely sold out of Phase5 accelerator products and PicassoIV graphics cards on the first day.

Tower expansions were very much in evidence reflecting the mood of the moment, with more and more Amiga owners moving to Zorro. The Amiga International stand was fully kitted out with Micronik tower cased Amigas.

There was a new optimism in the air that stemmed from the Amiga finally finding a home again. This was reflected in people being willing to invest money in their machines once more. There was nowhere you could look that wasn't

“The best show in the last five years. Long live the Amiga!”



Tony Ianiri, Power Computing



Epic (above) had lots of competition entries and LH publishing (right) were showing off *DrawStudio*.



It was spot the celebrity time in the hotel bar – who's that bloke with the beard?



Greg Perry on hearing that we'd used our DOPus T-Shirts as dusters. Only kidding!



Visibly cheerful and gesticulating madly – Petro and Jim Taylor, Gateway's vice president for marketing, at the Press Conference.

“We were very pleased with the attendance at the show and would like to thank the entire Amiga community for their continuing support. We were able to meet with a number of people developing new hardware and software for the Amiga and we look forward to working with them to bring new products to market. We would also like to thank the organisers of the WOA and look forward to next year's show.”

Stephen Johns, Gateway 2000

Continued overleaf →

filled with people with their arms full of new kit.

On the Saturday evening, a tentative developers' conference was organised by AmigaSoc and hosted by Kermit Woodall, who performed a similar function at the Gateway show in St. Louis earlier this year. Several suggestions were heard and conflict arose over whether to implement HTML as a replacement for AmigaGuide or not, but on the whole it was quite an amicable affair, apart from a few people who wanted Gateway to provide the solution to everything, immediately. The stand was then taken by Ben Hutchings of




Jim Taylor, Gateway 2000's senior Vice President in charge of Global Marketing was effusive in his belief in the Amiga as a viable computer platform.



Petro Tyschtschenko outlined the three pronged plan for revitalising the Amiga market: support, license and develop new standards.

“It was the best show we've ever done – roll on the November show!”

Paul LeSurf, Blittersoft



“Bloody brilliant! We're already booked in for the next one.”

Vince Pike, Epic Marketing

the Jay Miner Society who presented the details for an independent industry body called the Industry Council/Open Amiga initiative, otherwise known as IC/OA. He called for developers to join IC/OA

in order to save duplication of effort and bring new standards to our platform. For further details, visit AmigaSoc's website at: <http://uk.amigasoc.org> the Amiga Developer Network at: <http://www.amiga.org/developer> and the IC/OA site at: <http://www.znet.com/~colin/icoa>.



Dan Petitt of Digita (above left) gets his picture in *Amiga Format* at last! The AF stand (centre) was busy giving advice and selling magazines, and the show was well attended (right).



Late Night Opening
Wednesday & Thursday
till 7.30pm

Open Sunday
11am to 4pm

FIRST

COMPUTER CENTRE

LOW COST DELIVERY

- 2-4 Week Days £3.99
- Next Week Day £5.99
- Saturday Delivery £14.99

Delivery subject to stock availability

SHOWROOM ADDRESS:
FIRST COMPUTER CENTRE,
DEPT. AF, UNIT 3, ARMLEY PARK CT,
STANNINGLEY RD, LEEDS, LS12 2AE.

Please allow 5 working days for cheap clearance. Prices are correct at the time of going to press. Please check our latest prices before ordering. All sales are subject to our standard terms & conditions (copy available upon request). E&OE



Tel: 0113 231-9444



E-Mail: sales@firstcom.demon.co.uk WEB: www.firstcom.demon.co.uk FAX: 0113 231-9191 BBS: 0113 231-1422

LARGE SHOWROOM WITH FREE PARKING



OPEN 7 DAYS A WEEK

AUTHORISED REPAIR CENTRE

We offer a FREE quotation on your Amiga or any peripheral (monitors, printers etc). A delivery tariff of just £5.00 is charged or alternatively you can visit our showroom. We can also arrange a courier pickup at an additional cost of £11.00.

Hardware

Amiga Magic Packs

Includes, Wordworth V4SE, Datastore, Organiser, Turbocalc 3.5, Personal Paint V6.4, Photogenics 1.2SE, Pinball Mania, Whizz & now also Directory Opus 4.12.

- A1200 - 2Mb Ram - No HD £299.99
- A1200 - 6Mb Ram - 260Mb HD £429.99
- A1200 - 68030EC/40Mhz - 10Mb Ram - 260Mb HD - £549.99
- A1200 - 68040/25Mhz - 18Mb Ram - 1.3Gb HD - £699.99
- A1200 - 68040/40Mhz - 18Mb Ram - 1.3Gb HD - £799.99



Part-Exchange

First Computer Centre will offer Part Exchange on your Computer Hardware & Peripherals, eg Monitors, Printers & Memory etc.....Call for pricing.

2nd User Bargains Available
Totally re-furnished Units with a minimum 3 month warranty for sale, also all your Spares/Repairs catered for

First Starter Pack

- Computer dust cover
 - 10 x D5DD disks + labels
 - Top quality joystick
 - Deluxe mouse mat
 - 3 x A1200 games
- Only **£19.99**

RAM Expansion

LOWEST PRICES EVER!!

- A1200 4 MB RAM £75.99
- A1200 8 MB RAM £89.99
- For 68882 33Mhz Co Processor Add Only.....£19.99

PRIMA A500 512k RAM no clock £19.99
PRIMA A500+ 1 Mb RAM £29.99
PRIMA A600 1 Mb RAM no clock £29.99

MASSIVE REDUCTIONS

- 4 Mb 72 Pin SIMM £20.99
- 8 Mb 72 Pin SIMM £41.99
- 16 Mb 72 pin SIMM £79.99
- 32 Mb 72 pin SIMM £137.99
- 1Mb 30 pin SIMM £10.99
- 4 Mb 30 pin SIMM £29.99
- 256kb 4DRAM (DILs) (each) £4.99

Part exchange available on your old memory, Call for pricing.

Accelerator Cards

- Blizzard 1230-50 £139.99
- Blizzard 1260-50 £399.99
- SCSI Module £89.99
- New!! 200Mhz Card...Call

CD ROM Drives/Squirrel I/face

Ultra CD ROM Drives



Ultra 4 Speed IDE £159.99
Ultra Drive Kit £99.99

Squirrel SCSI-II Interface*£45.00

*When bought with any SCSI device, £54.95 if bought separate



Surf Squirrel SCSI-II Interface *£79.99

*When bought with any modern or SCSI device £99.95 if bought separate

Amiga Technologies SCSI CD/ROM



2X Speed Only...£69.99
*SCSI Controller Required

Octagon/GVP SCSI Card £99.99

SCSI-II Interface card for big box Amiga's A4000/2000 etc.

Internal SCSI CD ROM drives

- Panasonic X2 x2 Speed £24.99
- Sanyo CRD254V x4 Speed £89.99
- Toshiba 5701 x12 Speed £115.99
- Teac X16 x16 Speed £152.99

PRIMA SCSI Enclosures

- Single Case £49.99 Dual Case £119.99
- Mini Tower Case £37.99
- Desktop Case £45.99
- Fulltower Case £77.99

Hard Drives

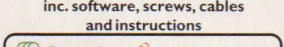
3.5" Hard Disk Drives IDE SCSI

- 1.2Gig...£146.99 840Mb...£199.99
- 1.7Gig...£161.99 1.2Gig...£231.99
- 2.1Gig...£190.99 3.2Gig...£309.99
- 2.5Gig...£205.99 4.5Gig...£731.99
- 3.1Gig...£272.99 1Gig...£989.99

Build Your Own SCSI Hard Drive

- SCSI case with built in PSU £69.99
- SCSI Hard Drive, Select from above
- SCSI Squirrel Interface £45.00
- 12 Month Warranty.

2.5" Hard Drives for A600/A1200 with installation kit inc. software, screws, cables and instructions




- 80Mb...£64.99 120Mb...£80.99
- 170Mb...£85.99 250Mb...£119.99
- 340Mb...£129.99 540Mb...£139.99
- 810...£149.99 1.0Gig...£179.99

3.5" Hard Drive Install Kit £19.99

Includes set up software, cables and full instructions, no Hard Drive.

Monitors



Multi-Sync Monitors

- 14" 1438s...£259.99
- 14" Monitor Includes Built In Speakers
- 17" Monitor
- GPM-1701...£396.99

Disk Drives



Amiga External drive £44.99

- A1200/600 internal drive £39.99
- A500/500+ internal drive £39.99

Peripherals

- Mega Mouse+ 400 dpi (3 button) £12.99
- Mega Mouse 400 dpi (2 button) £11.49
- Amiga Mouse 560dpi (3 button) £12.99
- Quality Mousemat (4mm) £3.99
- Golden Image AM/ST Trackball £17.99
- ZyFi-2 Speakers (8 watts/channel) £26.99
- ZyFi Pro Speakers (16 watts/channel) £57.99
- Kickstart 2.04/2.05 (for use in A600) £24.99
- CIA 8520A I/O Controller £18.99
- 68882 Co-Processor 33Mhz PLCC £20.99
- 68882 Co-Processor 33Mhz PLCC £22.99
- Zipstick Joystick £11.99
- Satek Megagrip II £12.99

Roboshift Auto Switch (Mouse/Joystick Auto Changer) £9.99

- Amiga Modulator £34.99
- Amiga PSU £29.99

Software

Amiga SurfWare Software Pack

The complete software suit for all your Modem needs.

- Net Software ● Web Browser ● E-mail ● IRC...Only £19.99
- 30 Days free Internet trial.

GP Fax Software...only £44.99

Full Send and Receive Fax Software for Amiga Computers with a Fax/Data Modem.

- IBrowse Web Browser £24.99
- Net & Web £29.99
- Net & Web 2 £59.99
- Pro MIDI Interface £19.99
- Technosound Turbo 2 £29.99
- Megalosound (Sampler) £27.99
- Aura 8/16 £29.99/£74.99
- Final Writer 97 £49.99
- Final Writer Lite £19.99
- Wordworth 6.0 Office £49.99
- Mini Office (All Amigas) £39.99
- Blitz Basic V2.1 £29.99

Modems

PRIMA V34+ Fax Modem

Amazing Price/Performance

- 33.6 Baud Rate ● Class 1 Fax ● BABT & CE approved.

Only...£89.99

Complete with cables & Amiga N-comm Software

Bargains

- V32Bis 14,400 Fax Modem £49.99
- V22Bis 2400/9600 Modem £24.99

Amiga SurfWare bundle when purchased with any Modem only...£9.99

Modem Accessories

- Phone Line Extension Cables... 5M. £6.99 10M. £8.99 15M. £10.99
- Dual Socket Adaptor...£6.99

Miscellaneous

PRIMA The Prima ATOM

Heavy Duty PSU £59.99

- High Quality 200 Watt PSU.
- Colour Co-Ordinated Casing.
- 4 x The Power of Std. Amiga PSU
- 12 Month Warranty.

PRO-GRAB PLUS

24 R/T PCMCIA adaptor £39.99

Power Scan v4. £89.99

256 g/scale on AGA Amigas, 64 g/scale non AGA

Power Scan Co. £169.99

24 bit colour scanner, 16.7 million colours

Fusion / Lola L-1000 Genlock

Includes Scala HT-1000 £89.99

CD ROM Software

- | | | |
|----------------------------------|-------------------------------|-----------------------------------|
| 1078 Weird Textures £12.99 | Geek Gadgets £17.99 | Octamed 6 & Sounds Terr. £17.99 |
| 17Bit & LSD Vol. 1/2/3 £17.99 | GI Sensations 2 £17.99 | Octamed Sound Studio £22.99 |
| 17Bit 5th Dimension £17.99 | Giga Graphics 4 £17.99 | Oh Yes More Worms £8.99 |
| 3000 JPEG Textures £12.99 | Golden Demos £17.99 | Paranormal Encyclopedia £19.99 |
| 3D Images/Objects £8.99 | Graphics Sensations I £17.99 | PCX x86 PC Emulator £49.99 |
| AGA Experience 1 NFA £12.99 | Guinness Disc of Rec. £17.99 | Photogenics 2 £39.99 |
| AGA Experience 2 NFA £12.99 | Horror Sensations (18) £17.99 | Prima Shareware I CD £4.99 |
| AGA Toolkit 97 £8.99 | Hottest 6 £17.99 | Pov-Ray £17.99 |
| Amiga Desktop Video 2 £12.99 | Into-the-Net £17.99 | Retro Gold CD £17.99 |
| Amiga Developers CD £12.99 | Illusions In 3D £17.99 | Scene Storm £17.99 |
| Amiga Repair Kit £39.99 | Insight Dinosaurs £6.99 | Sci-Fi Sensation 2 £17.99 |
| AmiNet 1/3/4/5/16/17/18 £12.99 | Kara Collection £29.99 | Sound FX Sensation £12.99 |
| AmiNet Set 1/2 £23.99 | Learning Curve £17.99 | Space & Astronomy £18.99 |
| AmiNet Set 3/4 £26.99 | Light ROM 4 £17.99 | Space Shuttle Encyclopedia £24.99 |
| Arcade Classics Plus £12.99 | Light ROM Gold £17.99 | System Booster £17.99 |
| Artwork £8.99 | LSD Compendium 3 £17.99 | The Spectrum CD 96 £16.99 |
| Assassins CD Vol. 3 £17.99 | Magical Publisher £17.99 | The Personal Suite £17.99 |
| C64 Sensations v2 £16.99 | Magic WB Enhancer £17.99 | Utilities 2 (PDSoft) £17.99 |
| Card Games CD £12.99 | Meeting Pearls v4 £8.99 | Utilities Experience £13.99 |
| Dem Rom £12.99 | Mods Anthology £23.99 | Weird Sc. AMOS PD £16.99 |
| Demo Collection v1 £5.99 | Movie Maker Special FX £17.99 | Weird Sc. Clip Art £8.99 |
| Emulators Unlimited £17.99 | Multimedia Toolkit 1+2 £17.99 | Weird Sc. UPGD Gold £17.99 |
| Encounters £12.99 | Network 2 CD £12.99 | Workbench Add-Ons £20.99 |
| Epic Collection 3 £17.99 | Network 2 + CD32 Cable £17.99 | World Info 95 £17.99 |
| Epic Inc. Encyclopedia 97 £25.99 | Nothing but GIFs AGA £17.99 | Women Of The WEB £20.99 |
| Euro CD v1 £12.99 | Nothing but Tetriz £9.99 | X-CD £24.99 |
| Gamers Delight 2 £28.99 | | Zoom 2 £18.99 |

FREE!! Prima Shareware CD-ROM with every order of CD-ROM software over £20

Printers/Flatbed Scanners

Canon

- Canon BJ30 £159.99
- Portable mono printer, 30 page ASF built in.
- Canon BJC70 Colour £185.99
- Portable colour printer, 30 page ASF.
- Canon BJ240 Colour £150.99
- Colour Printer 720 dpi
- Canon BJC4200 Colour £199.99
- New version, with Photo Realism Cart. Option
- Canon BJC4550 Colour £369.99
- A3 version, with Photo Realism Cart. Option
- Canon BJC620 Colour £294.99
- Enhanced colour printer, virtual 720 dpi.

EPSON

- Stylus 400 Colour £214.99
- 720x720 dpi, 4ppm Black, 3ppm Colour.
- Stylus 600 Colour £284.99
- 1440dpi, 6ppm Black, 4ppm Colour.
- Stylus 800 Colour £399.99
- 1440dpi, 8ppm Black, 7ppm Colour.
- Epson GT-5000 Scanner £269.99
- Entry level A4 Colour Flatbed Scanner.
- Epson GT-8500 Scanner £450.99
- 400dpi Fully featured A4 Colour Flatbed Scanner
- Amiga Scanning S.ware £59.99

CITIZEN

- ABC Colour printer £119.99
- Simple (as easy as ABC) to use 24 pin printer.
- Comes as standard with 50 sheet Auto sheet feeder. Tractor feed optional at £34.99
- Citizen Project-Ilc £129.99
- Colour Inkjet, 300x300 dpi, 70 sheet ASF
- Citizen Printiva 600c £369.99
- 600 dpi colour, 1200 dpi mono printer, Use's New Advanced Micro Dry print Technology.

HEWLETT PACKARD

- HP340 Colour Portable £179.99
- Full colour, 600x300 dpi Mono, 300x300dpi Col.
- HP400 Colour £149.99
- Full colour, 600x300 dpi Mono, 300x300 dpi Col.
- HP 690/693 Col. £249.99/£269.99
- 300x300 dpi Colour Printing, now even faster.
- HP870 Colour £389.99
- 600x600 dpi up to 6 p/pm mono, 3p/pm colour
- HP 5L Laser printer £279.99
- 4 p/pm, 600 dpi, 1Mb of Ram
- HP 6P Laser printer £569.99
- 8 p/pm 600 dpi, 2Mb of Ram.

ACCESSORIES

- Printer Switch Box 2 way £12.99
- Printer Switch Box 3 way £17.99
- 1.8 Metre printer cable £4.99
- 3 Metre printer cable £6.99
- 5 Metre printer cable £8.99
- 10 Metre printer cable £12.99
- Epson Iron-On Transfer Paper £12.99
- Epson 720 dpi Paper Pack £12.99
- Canon T-Shirt Transfer Pack £12.99
- Canon BC-06 Photo Cart. £24.99
- Canon BC-09 Fluorescent £24.99
- Canon BC-22 Photo Kit £37.99
- Canon BC-29 Fluorescent £32.99
- Canon Bubble Jet Paper £14.99
- HP DJ690 Photo Cartridge £29.99
- HP Photography Paper £9.99
- HP Banner Paper £9.99
- HP Deskjet Paper Pack (500) £10.99
- HP Premium Glossy Paper (10) £9.99

Studio 2 New version 2.14b

If you want to get the best possible results from your printer, get a copy of Studio 2. £49.99 or £44.99 when purchased with a Printer.

TurboPrint 5 £49.99

Consumables

Ribbons

- Citizen Swift/ABC mono £3.99
- Citizen Swift/ABC colour £12.99
- Star LC90 mono ribbon £4.99
- Star LC101/100 mono £3.69
- Star LC101/100 colour £7.99
- Star LC240c mono (single) £13.99
- Star LC240c colour £8.99
- Star LC240 mono £5.99
- Star LC240 100/200/300 Colour £13.99
- Re-Ink Spray for mono ribbons £11.99

PREMIER-INK Cartridge Refills

Save a fortune in running costs with your ink! bubble jet. Compatible with the HP Deskjet series, Canon BJ1/2/3/4/5/6/7/8/9/10/11/12/13/14/15/16/17/18/19/20/21/22/23/24/25/26/27/28/29/30/31/32/33/34/35/36/37/38/39/40/41/42/43/44/45/46/47/48/49/50/51/52/53/54/55/56/57/58/59/60/61/62/63/64/65/66/67/68/69/70/71/72/73/74/75/76/77/78/79/80/81/82/83/84/85/86/87/88/89/90/91/92/93/94/95/96/97/98/99/100/101/102/103/104/105/106/107/108/109/110/111/112/113/114/115/116/117/118/119/120/121/122/123/124/125/126/127/128/129/130/131/132/133/134/135/136/137/138/139/140/141/142/143/144/145/146/147/148/149/150/151/152/153/154/155/156/157/158/159/160/161/162/163/164/165/166/167/168/169/170/171/172/173/174/175/176/177/178/179/180/181/182/183/184/185/186/187/188/189/190/191/192/193/194/195/196/197/198/199/200/201/202/203/204/205/206/207/208/209/210/211/212/213/214/215/216/217/218/219/220/221/222/223/224/225/226/227/228/229/230/231/232/233/234/235/236/237/238/239/240/241/242/243/244/245/246/247/248/249/250/251/252/253/254/255/256/257/258/259/260/261/262/263/264/265/266/267/268/269/270/271/272/273/274/275/276/277/278/279/280/281/282/283/284/285/286/287/288/289/290/291/292/293/294/295/296/297/298/299/300/301/302/303/304/305/306/307/308/309/310/311/312/313/314/315/316/317/318/319/320/321/322/323/324/325/326/327/328/329/330

READER ADS ARE COMING

Amiga Format is interested in running reader ads. If you are looking for a particular piece of software or hardware, you have a user group you want to publicise or you want to sell an expansion you no longer use, why not send your ad (in no more than 20 words please) to the following address:

Reader Ads
Amiga Format
30 Monmouth St.
Bath BA1 2BW

NEW DESKJET

Hewlett Packard are launching their latest in the colour DeskJet series of printers – the HP DJ670C for just £190 including VAT. The 670C uses all the latest advances in inkjet technology and can print up to 4 mono pages per minute, or 1.5 for colour. Its resolution in mono is an extremely professional 600dpi while colour is at a respectable 600x300dpi. For more details contact Hewlett Packard on 0990 474747.

CHRISTMAS SHOW

Precision Events have announced the 1997 Christmas Computer Show to be held at the Olympia Exhibition Centre between the 5-7th December this year. With over 200 exhibitors (might we see Amiga International there?) and an expected attendance of more than 15,000 visitors, it looks like it'll be busy. For more details contact Nav Mann or Julian Fisher on 0181 668 8374.

HAMA MOVE HOUSE

Hama have moved to the following address: Hama PVAC Ltd Unit 4 Cherrywood Chineham Business Park Basingstoke Hants RG24 8WF

PowerUp your Amiga



Phase5 have announced expanded plans for their PowerUp project. In addition to the original CyberStorm-based project, Phase5 will now also be launching a series of A1200 PowerPC accelerators and one for the A1500/A2000. As well as these new models, all of Phase5's PowerPC accelerators will also come with SCSI on board, a first for Phase5 who normally like to charge extra.

The new accelerators should start hitting the streets by the time you read this, with the Blizzard 603e expected to sell for £299.99. This

board will come with a socket for a 68030, rated up to 50MHz, which you will be able to remove from your existing accelerator and fit to your new PowerPC accelerator. It will also take up to 64Mb RAM.

For owners of '040 or '060-based accelerators, the Blizzard 603e+ will have a socket suitable for your existing processor and should cost around £399.99. For owners of A3000s and A4000s, the CyberStorm PPC will come in a variety of speeds, the most expensive of which (the 200MHz 604e capable of a blistering 350 MIPS) should retail for about £699. The Blizzard 2604 for the A2000 will sell for £729. If you are an existing Blizzard or CyberStorm owner, all the new PowerPC products will be available at an upgrade price.

Even more interestingly, Phase5 have also announced a new graphics card which will plug directly into the PowerPC accelerators, particularly important for A2000 owners who have

slow Zorro access. The CyberVision PPC will use the PERMEDIA chipset for superfast 3D performance, moving as many as 42 million textured pixels per second with Z-buffering, gouraud shading and OpenGL power.

For more details on all these products, call any of Phase5's main dealers in this country: Harwoods 01773 836781, Blittersoft 01908 261466 or White Knight Technology on 01920 822321.



Wolf Dietrich (second right) has big plans for the future of Phase5.

Net Corner

Have you ever wondered where you can get a rubber chicken mail-order? There are all sorts of places on the web which will entertain, amuse and then separate you from your cash. You can buy a wide variety of strange things there if you look hard.

Not quite so strange at first glance is SBE's seed catalogue www.seedman.com which will sell various seeds mail order all over the world. Except that is, for the strange seeds they sell – I mean, Blue Corn (as originally cultivated by the Navajo Indians), Burpless cucumber, Loufa plants and 5" giant peppers. Of course, you can still get the usual rabbit repellent powder, Deerfly (?) patches and various "normal" stuff here too.

Still, if that isn't quite strange enough for you, how about buying

weapons of war? Fancy a nice BMP-2 infantry combat vehicle? Then look no further than Kurganmashzavod's site www.conveyor.com/kurgan, which has a wide range of such vehicles for sale, some of which can be adapted to civilian purposes.

If you fancy something made in the good old UK, can we suggest that you pay a visit to the Vickers site www.vickers.co.uk which has a host of Challenger and Vickers tanks on offer, and even some 32m support bridge vehicles.

Of course, it's all very well having the hardware, but you need to be properly kitted out first. May we also recommend the Ultimate Weapons Systems page www.uws.com. This contains, among other things, a range of cut-resistant gloves, all available in tactical black.

But enough of weapons. If you fancy getting your hands on a real pinball table or arcade machine, try the WorldWide Distributors site www.inter-mail.com/vendgames/wwwdi, for tables like Creature from the Black Lagoon (my favourite), coin operated pool tables, jukeboxes etc.

If you don't have £1000 to spend, perhaps the more mundane mousemat/mug-type Internet shop would be more your scene. Is your life complete without a "you can find me on the internet" mug? www.webscope.com/cybermugs/homepage.html.

What about an amusing "panic" button for your keyboard www.sonic.net/nutz or a T-shirt with your own email address emblazoned on it www.multicom.org/ct/index.htm.

That's about it this month...what? The rubber chicken? Oh, Okay, check out Archie McPhee's www.mcphee.com.

clickBOOM

PowerUp too

PXL computers and clickBOOM are proud to announce a cooperation with Phase5 Digital Products on making games for Power Amiga.

"We strongly believe that the future for the Amiga computer lies in PowerPC processor", said Alexander Petrovic, PXL and clickBOOM producer. "Furthermore, we believe Phase5 is, and will continue to be, the Amiga hardware leader. Therefore, we have selected Power Amiga as our future platform of choice."

Appropriately enough, the first ever Power Amiga game will be *Myst* from clickBOOM. It is a perfect opportunity for *Myst* and PowerUp accelerators to appear at the same time. Following *Myst*, other forthcoming clickBOOM "killer games" will be fully optimised for the PowerPC chip, as well.

Phase5 Digital Products highly appreciates the development of *Myst* for the PowerUp accelerators and the plans of clickBOOM to add PowerUp support to more titles in the future. "We are happy to see how clickBOOM has realised all their ambitious projects in the past", said Wolf Dietrich of Phase5. "And we are excited that their new projects will be targeted for the PowerUp accelerators."

"Beside all the demanding creativity software that we expect to come for the PowerUp boards, it's good to see powerful games with real thrill also coming soon. What would such a powerhouse Amiga be without some breathtaking amusement? Still fast, but less fun... It's really impressive to see that clickBOOM is in the front line of visionary development for a new performance dimension," he said.

Support for Power Amigas will have several distinct advantages:

1. It will give users a valid reason to upgrade as soon as PowerPC boards become available.
2. New clickBOOM games written for Power Amiga will be breathtaking and a serious competition to the games on other platforms. This, in return, will make the rest of the industry look very positively on the Amiga market.
3. Impressive CPU power will allow clickBOOM a technical freedom to convert any big game from other platforms to the Power Amiga.



These graphics show why *Myst* has been such a big success on the Mac and PC.

The exact timeline of clickBOOM Power Amiga releases is still to be decided. Currently, clickBOOM's strategy can be outlined in two steps:

1. Starting with *Myst*, a couple of forthcoming projects will support both 680x0 and the PowerPC chip.
2. ClickBOOM will use this transitional period to work on a first Power Amiga-only "killer" game. After its release, all the following games will be Power Amiga-only.

For the Power Amiga to ultimately succeed both companies obviously need your support and input. For information about the future strategy of clickBOOM visit their web site at www.clickboom.com and feel free to contact them at info@clickboom.com

GTI Charts April 97

Again, you'll find three of our CDs in the top twenty, but it's quite surprising to see those old Amiga Sets climbing back up the charts.

- 1 (-) Aminet 18
- 2 (1) Aminet Set 4
- 3 (-) Amiga CD 5-6/97
- 4 (-) Amiga Format CD 13
- 5 (2) Aminet 17
- 6 (-) Tele-Info Vol. 2
- 7 (5) Aminet Set 3
- 8 (4) Meeting Pearls 4
- 9 (3) Amiga Format CD 12
- 10 (13) Aminet Set 1
- 11 (10) Aminet Set 2
- 12 (18) Scala Plug-In
- 13 (12) Amiga Developer CD v1.1
- 14 (25) Amiga Tools 6
- 15 (36) Eric Schwartz CD
- 16 (8) Amiga Format CD 11
- 17 (9) AGA Toolkit 97
- 18 (31) Mod Anthology
- 19 (7) Aminet 16
- 20 (5) Amiga CD 3-4/97

The Bradford Column



If life made any sense, I'd be the last, or certainly the penultimate, person anyone should ask for advice on careers. My own progress through the last decade has had as much sense of direction and purpose as, well, certain owners of the Amiga. Nevertheless, I was

recently asked to step in as a last minute replacement speaker to address a group of young girls on the subject of a career in the computer industry. Happily, for all concerned, I wasn't actually needed as it turned out, but during an 'exhaustive programme of research' made in preparation for the event, some rather interesting statistics were unearthed and, in the best Green tradition, I thought it might be appropriate to recycle them here, for the benefit of young female AF readers, rather than see them ploughed into that great landfill site in the sky for unused material.

If you're female and wishing to embark on a career in the computer industry, something you might like to consider is programming. Perhaps not the most obvious, but certainly one where suitably-skilled female applicants are much in demand. Few publishers and developers like an all-male office and females add a cultural balance and bring different ideas and perspectives to a project. For this reason, plus the fact that female coders are comparatively few in number (less than 1%, according to one recruitment agency), female

"Females add a cultural balance and bring different ideas and perspectives to a project."

graduates with computer science degrees are almost certain of at least obtaining an interview for vacant positions. In some cases they may even command a salary premium over their male counterparts.

The role of a Producer, a comparatively new position, is attracting more and more females who, according to legend, have better organisational skills than males. As for graphic artists, around one third are female.

Of course, there is also sales and marketing. Many of the industry's most successful Marketing Managers are female and a good sales person, of either sex, should never have difficulty in gaining employment. One or two women have risen through the S & M ranks to end up running the company, so sales and marketing, particularly for the outgoing personality, can be a good route to success.

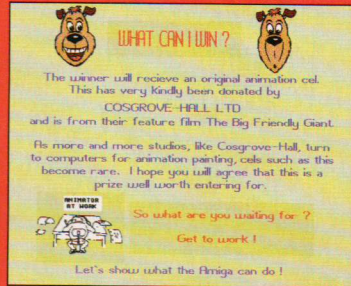
None of this means there is any overt sexism taking place however, and that it's enough to turn up for an interview looking pretty. Females have to be suitably qualified. But when even *Cosmopolitan* magazine lists computer games design as 'one of the 25 hottest careers for women' (March 1997 issue) perhaps the computer industry is at last losing the stigma of being entirely populated with sad, acne'd nerds. Now, where's that wig and C++ tutorial?

Dale's looking forward to the summer when he can frolick in the fields like the little lamb he really is. The opinions expressed here are his, and not necessarily those of the all-powerful Amiga Format.

Get animated



Marco Vigelius and Dale Hemenway, both readers of *Amiga Format* and animation program author and animator respectively, have a competition for you. Send them your animations, which have to have been created on an Amiga in the last twelve months, and you could win an animation cel from Cosgrove Hall's version of "The BFG". The closing date for the competition is November 1st this year and you can find out more details by contacting Dale at the following email address: dalemation@enterprise.net, or snail mail at: Dalemation, 18 Sneyd Hall Road, Bloxwich, Walsall, West Mids. WS3 2NP





AMIGA FORMAT'S

Top ten reasons to... BUY OUR 100TH ISSUE

- 1 Competitions! We will have hundreds, nay thousands of pounds worth of prizes for our readers
- 2 Reviews! We will be looking at Surface Effectors, 5Gb hard drives and Olympus MO drives, Modems, AWeb III and more
- 3 Features! History of *Amiga Format*, reader stories, emulation
- 4 Tutorials! Beginners' Guide, DOpus tutorial, all you ever wanted to know about the Internet
- 5 Letters! Your views and opinions cheered
- 6 Workbench! Your problems solved and questions answered
- 7 CD-ROM! Not one but two super soaraway CDs on our 100th issue!
- 8 Ads! Find out how much whatever it is you want to buy is going to cost you
- 9 Umm...
- 10 Ten reasons? you only need one reason to buy *Amiga Format* - because it's the best there is!



THE BIG RED ADVENTURE



THE NEW ANIMATED GRAPHIC ADVENTURE GAME
ON CD-ROM FOR ANY AMIGA COMPUTER

ONLY
£19.95
INC. VAT



01234 851500

FAX 01234 855400

POWER COMPUTING LIMITED
UNIT 82A SINGER WAY KEMPSTON MK42 7PU

www.powerc.demon.co.uk

Amiga Mice

Replacement Mice	£6.95
MegaMouse 400	£9.95
MegaMouse Plus (3 Button)	£10.95
Optical Mouse.....	Sold Out
New Golden Image	
TrackBall.....	£19.95
Pen Mouse	£12.95
(ideal for CAD)	
New Black Mouse	
for Amigas	£9.95



Ram Boards

RAM CARDS A1200

A1200 with clock and 4Mb	£49.00
A1200 with clock and 8Mb	£65.00
A1200 with clock, 8Mb & 33Mhz FPU	£80.00
33Mhz FPU inc. crystal.....	£15.00

RAM CARDS A500/500+ & A600

A500 512K w/o clock	£20.00
A500+ 1Mb w/o clock	£20.00
A600 1Mb w/o clock	£20.00
A600 1Mb with clock	£30.00

Controllers

Catweasel for A1200 - allows you to connect High Density Disk Drives	£55
Catweasel for A1500/2000/4000	£55
Buddha IDE Controller for A1500/2000/4000	£55
Catweasel plus Buddha for A1500/2000/4000	£79
Oktagon 2008 SCSI Controller	£99
Multiface III	£79
PCMCIA Controller for CDROM for A1200	£69

New GI-Quatro Buffered Interface for A1200

(Successfully launched at World of Amiga Show '97)
Buffered interface for A1200 with IDEFIX'97 software allows you to connect 4 ATAPI devices to A1200

£59.95

New AlfaQuatro Interface

Specially made hardware and software. Allows 4 ATAPI devices, ie, 2 IDE hard disk & 2 IDE CD Rom to Amiga 4000 internal IDE controller, through Alfapower on Amiga 500/500+, comes with full IDEFIX software

£59.00

Joysticks & Joypads

Amiga Joysticks	£9.95
Amiga Joypads	£9.95

Speakers

Multi Media Speakers:	
100 watt (pmpo)	£30.00
240 watt (pmpo)	£45.00
300 watt (pmpo)*	£59.95
* 3D surround sound	

PCF Recommended

92% AUI



Winner of Gold Format Award in Amiga Format February 1997

Best pricing on CD ROM Drives & Hard Drives.

We can supply CD ROM solutions for ALL Amigas from A500 to A4000. We will match any genuine advertised price and also give four top titles free: Nick Faldo's Championship Golf; Syndicate; Pinball Fantasies & The Chaos Engine on top where we have to price match any product.

All our External IDE CD ROM Drives have built in power supplies (they do not draw power from your Amiga) Three different options to connect CD ROM drives to A600 or A1200

- Use PCMCIA port for total external solution without opening up your Amiga. You can Hot plug this device without harming your Amiga.
- Use Internal IDE port with AlfaDuo if you have 2.5" Hard Drive (will be with full IDEFIX software).
- Use Internal IDE port with GI-Quatro buffered interface if you have 3.5" Hard Drive (will be with full IDEFIX software).

All CD ROM drives have play CD facility. Audio connection at front as well as at the back. Metal casing.



	External A600/A1200	Internal A1500/A2000	External* A500/A500+	Internal A4000
Quad speed CD ROM for	£149.00	£119.00	£129.00	£109.00
Six speed CD ROM for	£159.00	£129.00	£139.00	£119.00
4x4 Disk Changer	£159.00	£129.00	£139.00	£119.00
Eight speed CD ROM for	£169.00	£139.00	£149.00	£129.00
12 Speed CD ROM for	£179.00	£149.00	N/A	£139.00
16 Speed CD ROM for	£189.00	£159.00	N/A	£149.00

*for A500/A500+ Alfapower hard drive controller and Hard Drive is required). A1500/A2000 supplied with IDE controller & software. A4000 supplied with AlfaQuatro interface & Full IDEFIX software.

Floppy Drives

External Floppy Drive for all Amigas.....	£39.95
Internal Floppy Drive A500/500+	£28.00
Internal Floppy Drive A600/1200+	£28.00
Internal Floppy Drive A1500/2000	£28.00



IDE Hard Drives

HARD DRIVES + BUDDHA CONTROLLER FOR A1500/A2000/A4000

Please Ring

IDE 2.5" Hard Drives

IDE 2.5" Hard drives come formatted and installed with Workbench. Cable, screws, software and instructions supplied. (please ring for availability)	
120Mb	£70.00
340Mb	£109.00
170Mb	£79.00
420Mb	£119.00
250Mb	£89.00
540Mb	£129.00

IDE 3.5" Hard Drives

IDE 3.5" Hard drives come formatted and installed with Workbench. Cable, screws, software and instructions supplied. (please ring for availability)	
1.0GIG	£149.00
2.5GIG	£239.00
1.2GIG	£159.00
3.2GIG	£Call
1.7GIG	£169.00
3.8GIG	£Call
2.1GIG	£219.00

Memory

4Mb Simms.....	£20.00
16Mb Simms	£65.00
8Mb Simms.....	£30.00
32Mb Simms.....	£140.00

Scanners

800dpi	£69.00
800dpi with full OCR (last few so hurry)	£79.00
400dpi with Migraphs acclaimed	
Touch-Up, Merge-it and full OCR	£99.00

Miscellaneous Products

44pin 3 connector cable	£5.00
44pin 2 connector cable	£3.00
40pin 3 connector cable 90cm.....	£5.00
AlfaDuo 44pin to 40pin Interface & IDE cables.....	£20.00
AlfaQuatro 3x40pin interface & IDE cables.....	£39.95
DD floppy disks (50) including multicoloured disk labels	£13.00
DD floppy disks (100) including multicoloured disk labels	£25.00
3.5" Hard Drive Kit for A600/1200 + Install software	£15.00
Diskbox to hold 10 discs	£1.00
Animal Jungle design and Dinosaur design	£2.00
Optical Mouse Mat	£5.00
2 in 1 Scanner/Mouse Pad Can be used as a memo pad	£3.00
Amiga Power Supply 4.5 amp	£15.00
Plain Wristrest	£2.00
CD Cleaners - half price	
CD Rom Cleaner	£3.00
Automatic CD Rom Cleaner (battery powered).....	£6.00
Laser Lens Cleaner	£4.50

Accelerator Boards

1230 33Mhz + 4Mb	£135.00
1230 33Mhz + 8Mb	£145.00
1230 33Mhz + 16Mb.....	£175.00
1230 50Mhz + 4Mb	£179.00
1230 50Mhz + 8Mb	£189.00
1230 50Mhz + 16Mb.....	£219.00

Accelerator for A1200


Viper MKV 1230 50Mhz plus SCSI interface with 4Mb	£159.00
with 8Mb	£169.00
with 16Mb	£199.00
Viper MKIV 42Mhz + 4Mb (not upgradeable)	£80.00

Accelerator for A600

Viper A630 40Mhz + 4Mb (not upgradeable)	£110.00
Viper A630 40Mhz + 8Mb (not upgradeable)	£120.00

All prices include VAT. Please add £3.50 P&P for items under £30.00, £5.00 for items over £30.00, £8.00 P&P for Scanners, Speakers & Hard Drives, £10.00 courier for next day. Tax Free Export Orders Welcome.

Golden Image accepts Access, Visa, Cheques & Postal Orders. E&OE. Prices subject to change without notice. Goods subject to availability. Specifications subject to change without notice.



GoldenImage (UK) Ltd

Unit 65, Hallmark Trading Estate, Fourth Way, Wembley, Middx HA9 0LB

Sales Hotline No: 0181 900 9291 Fax: 0181 900 9281

<http://www.reserve.co.uk/gold> Talking Pages: 0800 600900

Our standard terms and conditions apply - available on request. We do not supply on a trial basis.



Phase 1

Get with the program – Nick Veitch unveils phase one of our extra CD giveaway plan...

Welcome to part one of our Phase giveaway. EMC's compilation CDs have long been regarded as some of the best available, with their high production values, quality content and ease of use.

On this CD you will find, among other things, a host of fonts in various formats including Workbench standard Compugraphic, and Adobe Type 1 formats, which can be used by a number of 3D rendering programs,

TypeSmith (given away on AF87) as well as many DTP programs.

There is also a wealth of images (many in 16-colour, 256-colour and HAM formats) and some tremendously useful clipart (in both IFF and EPS formats) to use in your own projects and publications.

We are very pleased to offer you *Phase 1* as an exclusive extra CD on this issue of AF, and look forward to bringing you *Phase 2* next month.

UTILITIES

Although you will find later versions of almost all the utilities on this CD or *Aminet*, there are some which haven't been bettered, and hey, even old utilities are better than no utilities at all.

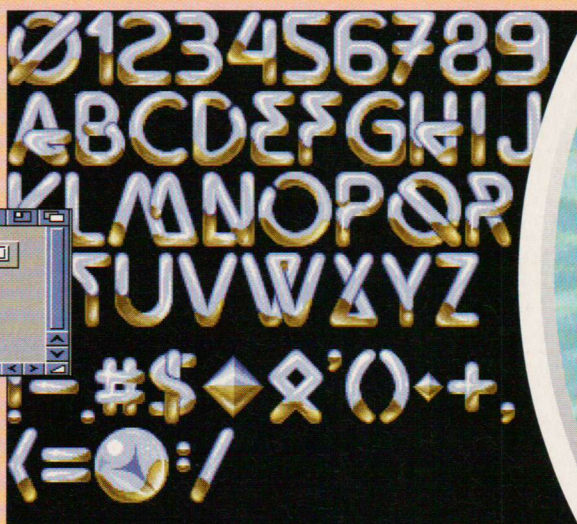
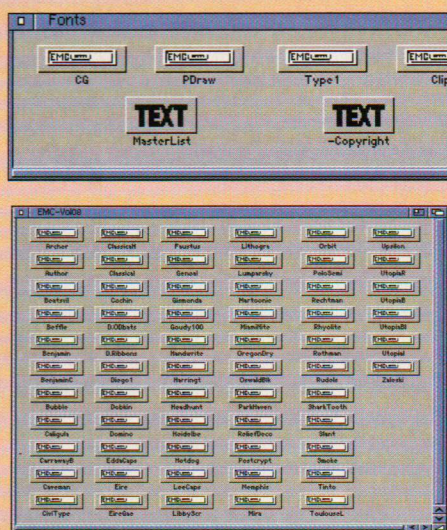
For a start there is *Drawmap* – a versatile world map viewer, the indispensable *Magic Menu*, and the rather useful *Toolalias*.

To help you get the most out of the CD, there are also a number of picture viewers which can handle all the different formats found on the CD and there are a couple of font viewers.



There is even a demo version of *Pagestream 2* here, so you can try out all the goodies in your own DTP design. Have fun.

Fonts

There are hundreds of top quality fonts on this CD – probably more than you will ever be able to install on your hard drive. That's why it is very fortunate for you that EMC have included previews of all the fonts on the CD, so you can see exactly what it looks like before you try to install it.



ABCDEFGHIJKLMNOPQRSTUVWXYZ
STUVWXYZ
abcdefghijklmnopqrstuvwxyz



Fonts, fonts and more fonts. Fortunately each one has a preview screen (above) so you know what it looks like before you use it. You must follow the instructions to install the Compugraphic fonts on your version of Workbench. The Clipfonts (left) are for use in paint packages such as PPaint.



IMAGES




There are loads of images on this CD which you can just enjoy looking at, or use for your own nefarious purposes.

The images themselves come in a variety of categories, from animals to trains, and many are also available in a range of convenient formats from 16-colour to HAM mode screens.

To make it easier to find the picture you want, each format drawer also has a complete thumbnail index of all the pictures contained within – useful even if you have a file manager program like *DOPUS*, as you can then pick out the images you really want to look at, or use.

Bear in mind that many of the images on this CD may be copyrighted material – if you are going to use them for any commercial purpose, you must contact the original artists and get their permission.



There are a wide variety of images for all tastes, including some useful backdrop pictures.

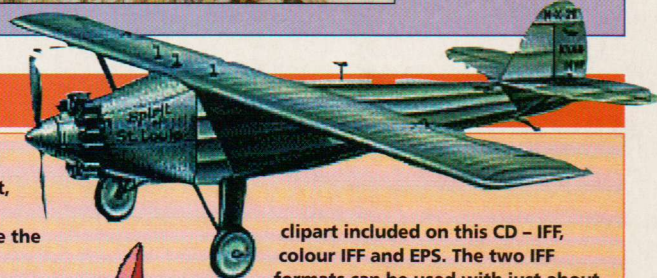


PHASE 1 CLIPART

Clipart is distinct from standard images because, in the most part, it is designed to be used in conjunction with text to enhance the look of a document, or explain or illustrate something related to the main text.


You will find that the clipart included on this CD covers a wide range of subjects and has a wealth of potential uses, from brightening up your letters and disk labels to illustrating reports and projects.

There are three main types of



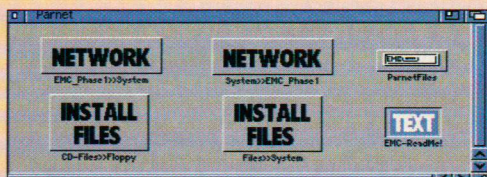
clipart included on this CD – IFF, colour IFF and EPS. The two IFF formats can be used with just about any standard Amiga software, including programs like *Wordworth*, *Final Writer* and even *Personal Paint*.

The EPS format, which stands for Encapsulated PostScript, is designed for use with DTP systems which will be output to film or to a PostScript printer. These images are supplied in a PC standard form, which is compatible with DTP software and also the software which any output bureau is likely to use.



PARNET NETWORKING

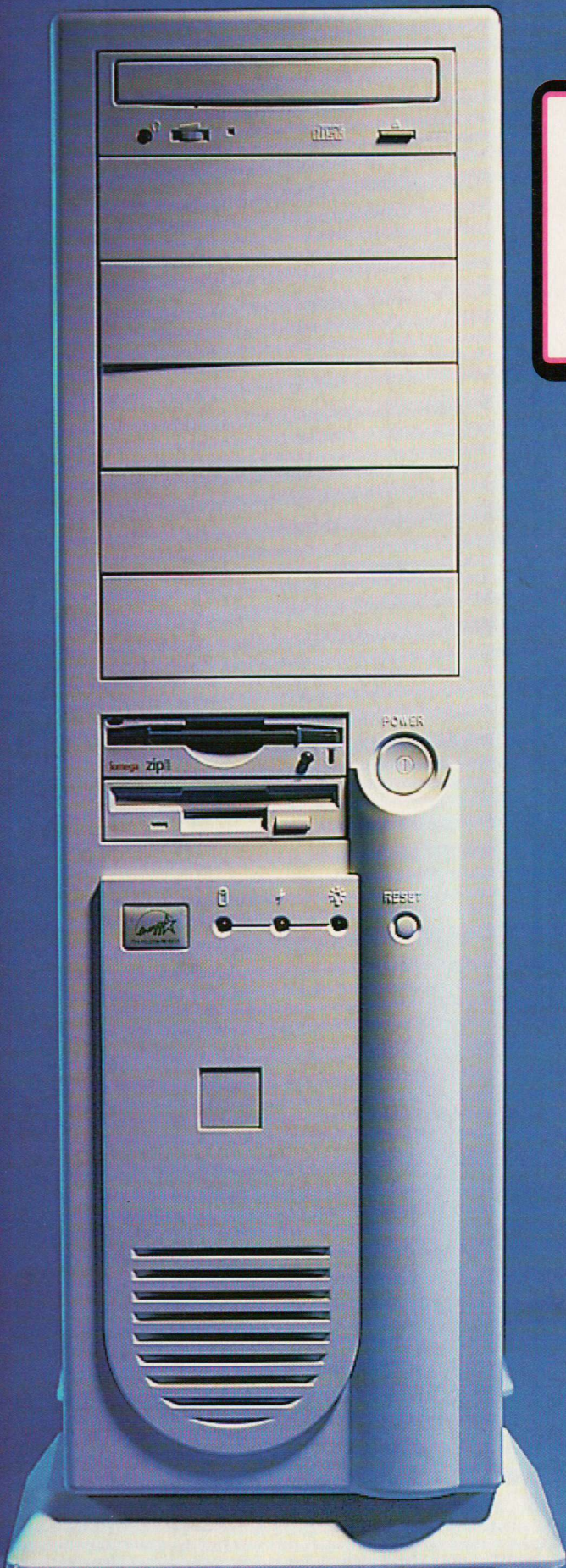
If you are using a CD-ROM drive which is actually a CDTV, or on another Amiga which is networked up to your main machine, you will be relieved to know that this CD contains all the software necessary to get a Parnet connection up and running. Full instructions on how to get this working are included in the Parnet drawer on the CD. Note that you will need a proper Parnet cable to network two Amigas together.



AND FINALLY...

This CD has been compiled to the highest standards, and thoroughly checked at every stage of development. It is highly unlikely that any of the files or the CD itself is defective but if you have difficulty using any of the files on this CD, please check out the copious documentation on the disc before sending the CD back or ringing up *Amiga Format*.

If it turns out that there is a media defect (i.e. the CD itself is damaged, which should be clearly visible), please return it to: PC Wise Ltd • Dowlais Top Business Park • Dowlais • Merthyr Tydfil • Mid Glamorgan • South Wales C48 2YY. And if you enjoyed this CD, why not check out *Phase 2*, given away with issue 100 of *Amiga Format*.



Build your own Tower of Power and show your PC-owning friends just what a monster of a machine you have.

Tower of Power

Everything you should know about building a Tower Amiga from an A1200. John Kennedy has facts, figures and a few wise words.

The Amiga A1200 was one of the best Amiga computers designed. With an excellent AGA chipset, great expandability and all the standard Amiga features in one neat, desktop unit it offered great value for money.

Times change though, and now Amiga owners want more. They want large, fast hard drives, CD-ROM drives, removable disk drives. Amiga owners want to be able to expand beyond the limitations of the trapdoor and add graphics cards and Ethernet cards. It's time to shake off the games console image and create a new Amiga. An Amiga which can sit proudly next to any PC, and still maintain the features which make it a world beater.

WHAT IS A TOWER AMIGA?

You won't find the definition of a Tower Amiga in any dictionary, but there are three recognisable stages in converting an Amiga into a Tower.

Stage 1

Drive bay and Power Supply

An Amiga expanded in this way keeps the A1200 intact but makes use of a lead to connect it to a mini Tower case. Inside the case is a power supply and several drive bays. These bays are suitable for 3.5" hard drives and CD-ROM drives, and there is the possibility of using either SCSI or IDE. SCSI is the simplest method as it is designed to connect separate external boxes together. For example, a Squirrel SCSI PCMCIA interface can carry the necessary signals into the mini-Tower case where they are connected to an internal chain consisting of SCSI hard drives and SCSI CD-ROM drives. It's also possible to add SCSI Zip and Jaz drives. An IDE system is cheaper, and it

too can contain hard drives, CD-ROM drives and a Zip drive.

Stage 2

Re-housed Amiga

As well as providing power and bays for various disk drives, a Class 2 system incorporates the Amiga itself into the unit. This requires a full tower case as no other style of case is large enough to house the A1200's circuit board. A successful conversion will contain the A1200, any peripherals, and provide access to all the necessary Amiga connections (monitor, serial, parallel, mouse, audio etc.). This system also requires an external keyboard: either an Amiga keyboard re-housed or an A2000 or A4000 keyboard adapted, or a PC keyboard connected via a suitable interface. It's important that access to the trapdoor and PCMCIA slots are not hampered.

Stage 3

Re-housed Amiga with Zorro slots

This is the ultimate expansion for an A1200. As well as offering space for drives, the Amiga is also able to accept cards which were previously only of use to "Big Box" Amigas such as the A4000, A3000 and A2000. By providing a new daughterboard, the Amiga can make use of graphics cards and, via a PC bridge-board card such as the Golden-Gate2, it can even use low-cost Ethernet cards. This is the Holy Grail for Amiga expansion fanatics and it's now easier than ever before to carry out such a metamorphosis – even for DIY fans.

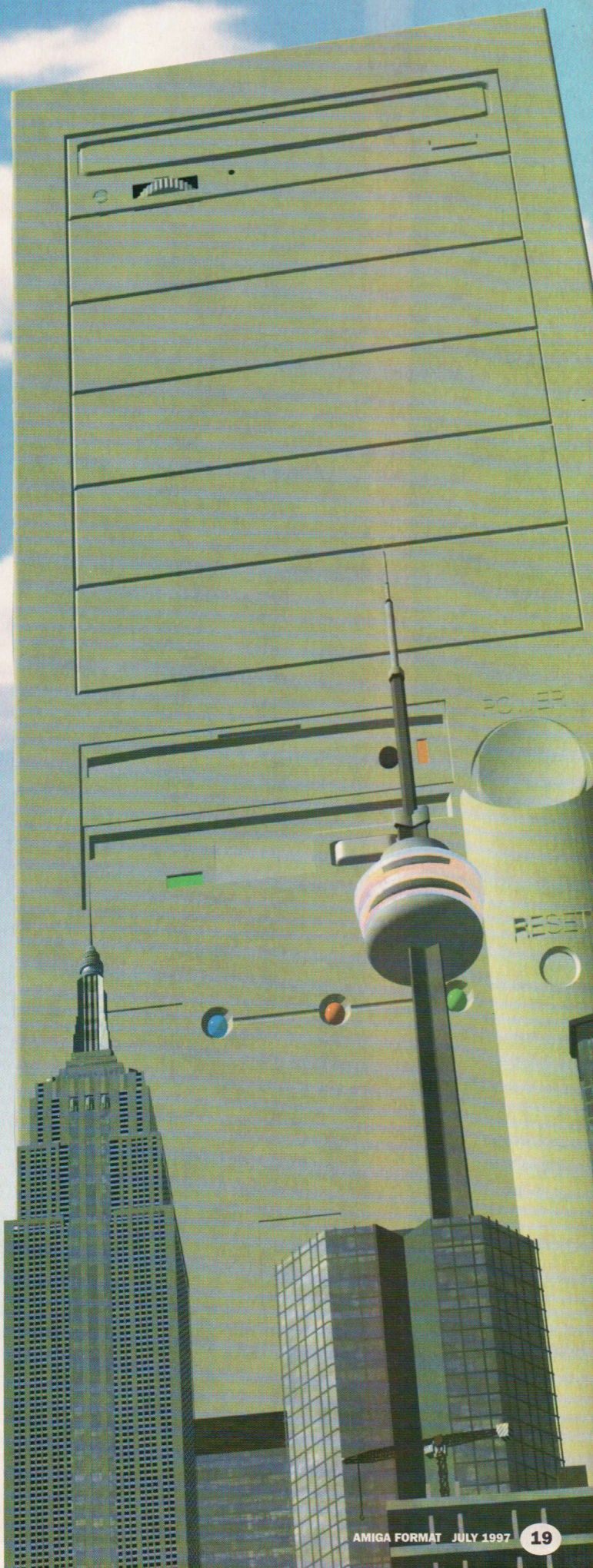
There are several variations on these themes. The Siamese system for example, manages to link an Amiga to a PC, enabling the two machines to share

er!

disk drives and closely linking the operating systems. It's even possible to build hybrid machines which feature both systems in the same box, or design "Twin Tower" beasts.

All these stages assume that the donor Amiga is an A1200 model, although A4000 Tower conversions are also possible. The A4000 Tower cases offer little more than some extra expansion slots and some more (and larger) drive bays. Typically, an A4000 after a Tower conversion will have two video slots (instead of one) and five ZorroIII slots. The number of drive bays will have been increased and enlarged compared to the pitifully small 5.25" bay in the existing desktop case. Some kits make use of the A4000's existing power supply, others use a PC PSU.

**Continued
overleaf →**



WHY BOTHER?

First of all, why even think about transforming your Amiga from its carefully designed, nicely portable unit? Commodore obviously spent time and money squeezing everything into one case, so what is to be gained by ripping it all apart and re-housing it in a huge, hulking PC case?


• Power

Practically all PC style cases feature a PSU unit, which provides more power than a standard Amiga PSU. This makes it ideal for safely powering heavily expanded systems with lots of peripherals and hard drives. Many problems are caused by overloading the Amiga A1200's puny supply: even a modestly expanded system, consisting of an accelerator card and hard drive, can sometimes have problems. With the typical 250W PSUs inside a PC case, power is no longer a problem. These PSUs also have a straight-through connection for link to a monitor: this means when you switch on the computer the monitor powers up at the same time. Obviously this isn't a major breakthrough but it's useful and saves on the number of 13A plugs connected to the wall socket.

• Hard drives

The A1200 was designed to accept a single 2.5" IDE hard drive. This size of hard drive is expensive, and not particularly fast. Many A1200 owners have opted for a 3.5" mechanism instead. Although obviously larger, these drives have the advantage of low cost, higher capacity and the ability to use two drives at once via a Master/Slave agreement.

There are some problems in fitting 3.5" drives into a vanilla A1200. If the drive isn't very slim, it won't fit and you



In order to fit an external keyboard you'll need an adaptor card like this. It passes a ribbon cable into the motherboard connector, and presents a standard external 5-pin connector at the rear of the case.

PASS THE PORTS



In order to use a floppy disk which has a suitable front panel, Eyetech provide this adaptor board which allows a standard drive mechanism to be fitted.

PortPlus Jr is easy to fit to the set of expansion pins on the A1200's motherboard, and provides a speedy extra serial port.



An IDE buffer board is essential to avoid overloading the A1200's internal IDE port when adding extra devices. This one provides support for up to four.

The Eyetech Tower uses a specially modified case which allows an A1200 to be fitted easily and securely. This is definitely one of the easiest solutions to building your own computer.



will have to remove or cut the metal shielding. Larger drives will cause the case to bulge, and it is impossible to fit a second drive internally. The larger drives also have a different power requirement to the 2.5" mechanisms, and so an extra 12 volt line has to be found (usually by tapping into the floppy supply).

All of these problems are solved by mounting the drives in a Tower, and a PC case comes with lots of ventilation and a ready to use power supply.

• CD-ROM drives

Having the huge data potential of a CD-ROM on tap is irresistible. *Aminet* CDs and *Amiga Format* coverdiscs are the only two reasons you need for getting a CD-ROM drive. Traditionally, fitting a CD-ROM to an Amiga 1200 meant using a rather expensive SCSI mechanism housed in a suitable case with PSU and a SCSI interface.

With a Tower case, it becomes more practical to fit a cheaper ATAPI/IDE CD-ROM drive mechanism, and use the A1200's existing IDE interface to drive it. Suitable software is excellent value for money and will do anything a SCSI drive could, but for less.


• Removable drives

When you have a lot of empty drive bays, it makes sense to make use of them. Removable disk systems such as the Zip, Jaz and SyQuest units can offer you unlimited drive space on relatively cheap cartridges. They are even fast enough to replace hard drives – just imagine having multiple systems all set up and configured by booting from different cartridges.

• Expansion

The biggest single advance in A1200 peripherals has been the development of Zorro card adaptors. This makes it possible to add graphics cards and other goodies.

If you have spent a lot of time and money building up your A1200 system, it can be hard to justify scrapping it and starting all over again. Now you don't have to – an Amiga 1200 can be expanded to use high speed high resolution graphics, Ethernet cards and even ISDN terminal adaptors. There's no reason why you can't keep your Amiga state-of-the-art.



Zorro slots

Here's the Eyetech Tower system, which places all but the keyboard and top casing of the A1200 into the case. The PSU has been removed in this image.

"There's no reason why you can't keep your Amiga state-of-the-art."

• Style

You can't overlook the fact that an Amiga in a Tower case with a separate keyboard is like totally kool. At last it looks like a 'real' computer, shaking off the games machine image. Your friends will be amazed at this easy-to-use, powerful, video-friendly 'PC', with an operating system which can run rings around their Windows/MS-DOS systems.

WHAT'S INVOLVED?

Building your own Amiga Tower system is not an easy undertaking and before you even start you must understand what is involved. You will need a degree of intelligence, dexterity and some experience with electrical wiring. If you are ham fisted and don't know a ground signal from a 12 volt line, please don't attempt this – get someone else to do it for you!

That said, there are a growing number of conversion kits which mean that it has never been easier to convert your Amiga into your dream machine. You still need to be happy taking your A1200 apart, but anyone with a little patience and a set of basic tools should be able to perform the task without major mishap.

• Housing the A1200

The is the core problem, and once you have this licked everything else will fall into shape. The new case for the Amiga is based around a PC style Tower case. These are available for under £100 and always come with a beefy power supply and tonnes of space for disk drives.


The problem is that they are designed to accept PC motherboards, not Amiga 1200s. Whilst PC motherboards have a standard shape and standard positions for mounting holes, the A1200 is totally different. Unfortunately PC case design varies widely between different manufacturers and so it's not possible to give explicit instructions.

This is the stage when you will have to rely upon your own ingenuity. You will need to find a way to mount the Amiga's circuit board firmly and without risk of short-circuiting. It might


be possible to use the plastic spacers to mount the motherboard to the PC's casing, or even superglue small blocks of wood or plastic. Drilling holes in the steel casing is not fun, and if you decide to take this route your best bet is to visit a local metalwork shop. Mark the new

holes in felt-tip and pay a professional a few quid to drill them properly. Attempting to do it with an ordinary hand-held drill is dangerous and not recommended.


When deciding upon the position of the motherboard, try to make it possible to get access to all the standard




Here are the floppy and internal IDE Zip drives mounted in the set of smaller drive bays. There is nothing to stop you fitting a second floppy drive here, although the Zip is a welcome addition. You may need to extend the floppy cable, as it's rather short.



Mounting hard drives and CD-ROM drives is easy in a Tower case, as there are always lots of empty bays waiting. Here the drives are mounted at the top of the case, and both connect to the IDE buffer card via ribbon cables.



Ensuring that the various connectors are available at the rear of the case can be a problem. One solution is to make up extension leads and mount them in the pre-cut holes. Notice also how the existing slots provide access for the PC cards used in this tower, specifically the Ethernet card.



ports: you do not want to finish building the case and then discover there is nowhere to fit your Squirrel PCMCIA interface. If you plan on making use of a Zorro card adaptor, remember to allow space for expansion cards to line up with the slots in the back of the PC case.

TOOLS

Performing your Tower conversion will require some basic tools, depending on the complexity of your approach. Buy a ready made kit, and you can get away with using a screwdriver. Opt for the full DIY option, and you'll need soldering kit, metal cutters, pliers and a multimeter to test voltages.

If you can't work out how to bring the rear of the A1200 to the back of the PC case in order make its mouse, parallel/serial and video ports available, don't panic. You will see pre-punched holes (maybe with the centres still in

place) in the back of the case, and these are designed to accept the 25 and 9-way D-Sockets. A visit to Maplins or other electronic supply shop will provide you with suitable plugs, sockets and ribbon cable to connect the Amiga's ports to new sockets mounted at the rear of the case. Remember to add two phono sockets for the audio output.

All this sounds like hard work, and believe me, it certainly is. One of the best solutions

I've discovered is to use a pre-adapted case from Eyetech. This is a standard PC Tower case, which has been adapted to accept an Amiga A1200 with minimal fuss. The entire A1200, minus top cover, is slotted into the case which means that trapdoor, PCMCIA and all the ports at the rear are readily accessible. Even better, the price of this Tower isn't a great deal more than you would pay for a standard PC case, so save yourself a great deal of hassle and consider this option strongly. Blittersoft also advertise their

Infinitiv system which consists of a specially designed case: obviously this is the simplest solution of all, as you will only need to drop your Amiga's motherboard into the specially designed tray. The Infinitiv system

"The new case for the Amiga is based around a PC style Tower case."

Continued overleaf ➔

includes all manner of peripherals to make Towering up the A1200 straightforward, including keyboard, PCMCIA and power adaptors.

• Adapting the Power supply

The PSU inside a PC case does not come terminated in the same style of connector as the Amiga's external PSU. The Amiga power connector is unique and you won't find one in any Maplin's catalogue or Tandy's.

It is theoretically possible to mount the external power supply inside the new case, but this is not recommended for the following reasons:

1 The Amiga PSU is designed to sit outside a case. Build it inside a metal casing and it may well overheat – there is no cooling fan built in to the Amiga PSU.

2 Taking the Amiga PSU apart to mount it is not a good idea. The PSU is encased in plastic, and if you remove this you expose the mains voltages which can easily toast you, your Amiga and probably go on to burn your house down. Don't even think about it.

3 One of the reasons for putting the Amiga in a Tower in the first place is to replace the Amiga's struggling power supply with the beefier PC unit. To adapt the PC PSU you will need to be extremely careful. You will notice that the PSU has a large number of leads coming from it. Many of these will be standard connectors for attaching to floppy drives and hard disks – these are totally standard and can be connected to your drives without alteration.

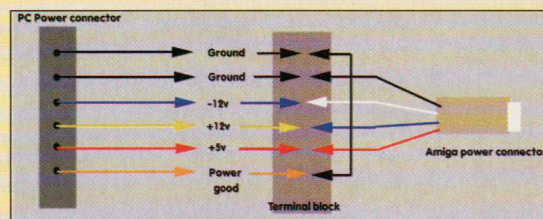
SAFETY PRECAUTIONS

Warning! Failure to take the proper safety precautions can lead to damage to your Amiga, and injury to yourself! Neither the author nor Amiga Format can take responsibility if you decide to convert your A1200 and break it, or hurt yourself.

- **Never take a power supply unit apart. There are AC voltages inside which can kill you instantly.**
- **Be careful when handling Tower cases. They invariably have razor-sharp edges inside which can slice your skin off. (I can show you the scars if you don't believe me!)**
- **Always test the DC voltages before connecting them to your Amiga. If you mix up the 5, +12, -12 and ground lines then you can damage your Amiga beyond repair. Remove all peripherals when testing so that you don't destroy them too!**
- **Make sure your Tower case is properly earthed. If possible, get a trained electrician to confirm that there is a suitable earth connection between the power supply and the metal casing. This is usually in the form of a thick green wire leading from the PSU, and attached to the metal chassis of the case.**

POWER

The PC's PSU will have at least two power connectors, and one of them will look like this (two black, a blue, a yellow, a red, and an orange). This connector needs to be grafted to the Amiga power supply plug, and the easiest way is to snip off the connector, bare the wires and use an ordinary terminal block. Once again, check the voltages with a meter before performing this operation: the best way is to bare the remaining cable from the Amiga's own power supply and check the voltages associated with each lead. Then check the voltages coming from the PC's PSU and mate the relevant wires. Remember not to let the bare wires touch – connect them to the terminal adaptor whilst you are testing them. There will be a metal sheath from the Amiga's power connector, which should be connected to the metal chassis of the Tower case.



However, there will also be a pair of connectors which are designed to connect directly to the PC's motherboard. These connectors carry the +12, +5 and -12 volt supplies which you must connect to the Amiga. It is essential that you get the 5, 12, -5 and ground signals the right way around to avoid economically catastrophic accidents. Try and borrow a multimeter to measure the voltages and double-check your work.

"These DC voltages will not kill or maim you if you touch the bare wires."

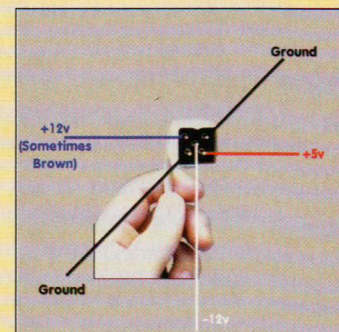
These DC voltages will not kill or maim you if you touch the bare wires – unlike the mains voltages present inside the PSU and entering it via the mains lead – but they will damage your Amiga if connected the wrong way round. Don't let the bare wires touch each other or the metal casing – they may cause sparks, damaging the Amiga or the PSU itself.

Connecting the PC power cables to your Amiga can be done in one of two ways. You can either chop the end off your existing Amiga power supply (or an old A600/A500) and join the wires together, preferably using one of those white plastic screw terminal blocks used for wiring up car electrics. Alternatively, you can dispense with chopping up the Amiga PSU and connect the power to a suitable location on the Amiga – for example, the floppy disk port. This will let you introduce the 5, +12 and ground signals, but you'll also need the -12 line, and this can only be inserted into the existing power supply socket.

CONNECTOR

The easiest way to provide power to the Tower Amiga is to use the existing Amiga power supply. However, if you want to use the PC's own PSU you'll need to perform a bit of DIY. Please, please, please check the voltages yourself using a multimeter, as the colour of wires from Amiga Power Connectors have been known to vary. We cannot take responsibility if you damage your Amiga following these plans.

Looking into the Amiga's unique power connector, you'll find pins for 5v, +12v, -12v and ground. Sever the plug with at least 30cm of cable, and strip the ends. We'll connect this to the suitable output from the PC.



The very best way to work out which wire supplies which voltage is to measure them yourself with a multimeter. This has two benefits: it means that if I've made a mistake in the following diagram, then you won't care because you'll have done it properly yourself. Secondly, it means that no matter what colours your particular Amiga or PC wires are, you'll have the right connections.

However, if you want to trust me, the Power boxout shows the necessary colours and connections required to mate an Amiga with a PC PSU.

• Fitting an external keyboard


With the Amiga safely installed inside the case, you'll notice that you now need a new keyboard. The A1200 keyboard is connected to the main circuit board by means of a thin green ribbon cable. It is not possible to extend this cable, and so some other method is required.

There are several possibilities. If you are a happy hardware hacker, there are some excellent notes on Aminet which contain all the details you need to make a few alterations to the A1200 to allow an A2000 or CDTV keyboard to be used. These keyboards come already cased and so are ideally suited. They do rely on you being able to track down an A2000 or CDTV keyboard though, which can be tricky.


If you prefer a bought solution, then there are several to choose from. Dart Electronics and Eyetech sell keyboard adaptors, and these will let you connect a cheap (or expensive if you prefer) PC style keyboard to the A1200. This is a good solution, and lets you plug in the keyboard at the back of the tower case, just like a "real" PC.

• Adding IDE devices

Although the A1200 has an IDE integral interface, it is not designed for use with cables longer than about 30cm, neither can it cope happily with more than one device. Trying to over-stretch it in this way could very well damage the interface itself, and possibly the Amiga's processor as well. The signals need to be buffered to allow longer cables and multiple devices. Although reports of various experiments may prove



From the front, the Tower looks like any other computer (although one with an internal Zip drive). Even the LEDs on the front panel work: all you need to do is connect them to the wires which are soldered to the LEDs fitted to the A1200's keyboard.



Notice how access to the trapdoor is totally unimpeded, which means your existing memory and speed-up cards will work as before. You can even fit larger fans if you want to use "hot" chips such as the 68040.

otherwise, consider the cost of replacing your A1200 if it goes wrong.

In order to safely connect multiple IDE devices, a buffer card is required. A suitable card is available from Eyetech, and this will also make it possible to connect 3.5" hard drives or CD-ROM drives. In fact, the buffer card has two full IDE interfaces, which makes it possible to connect up to four hard drives which would be enough for most users. Golden Image sell the AlfaQuatro card which performs a similar job.

• Floppy Drives

The Amiga's internal floppy disk can be removed and relocated in the new tower case, and any external floppy drives can also be re-housed. The only snag is that the internal floppy drive doesn't have a standard front panel and can look rather sad sitting with its internals showing. You can buy a new floppy drive which does have a front panel (Eyetech again) or buy a CatWeasel card from Blittersoft. The CatWeasel allows standard PC high density floppy drives to be used, and so will save you money and allow you to fit more onto your disks.

• Adding Zorro slots

As you know, the A1200 offers memory and processor expansion possibilities via its trapdoor slot. However, the really cool Amiga hardware is based on Zorro cards, and these slot into special sockets which are part of the Big Box Amigas. How can these cards be used on an Amiga A1200?

Zorro cards require Zorro slots, and that means a new daughterboard which is connected to the A1200 trapdoor connector. The Blittersoft Infinitiv system includes a specially designed card to achieve exactly this, and even throws in some ISA and PCI sockets for good measure. Eyetech have a similar system, suitable for fitting to adapted PC Tower cases. Both these solutions open the door to Zorro cards, and that means faster graphics, flicker fixers, internal modems, memory expansions and other wonderful cards. Hopefully, with potentially more Zorro compatible systems, hardware manufacturers will dust off their Zorro designs and make more available.

• Other ports

As your Amiga is now clearly in the process of being totally transformed, you might as well take this opportunity to enhance it even more. Increasing the speed of the serial ports is a boon to modem users, especially with 33.6K and 56K modems arriving.

Eyetech's "PortPlus" connects to the Amiga motherboard, and terminates in a standard 25-way serial connector. Hisoft's "Whippet" connects to the PCMCIA slot for similar results: both are perfect for cheap networking as well as modem use.

If you are using a SCSI system to interface with drives, the Siamese PC networking system will be easy to fit - in a large Tower case you can actually fit both the Amiga and PC

motherboards, meaning you can have one box which is an Amiga, a PC and an Apple (via emulation) all in one.

CONCLUSION

There has never been a better time to roll your sleeves up, switch on the soldering iron and convert your A1200 into the ultimate Amiga. With all the parts you need (keyboard, IDE and floppy disk adaptors) readily available, there's no excuse. You have a choice of designing and building your own unique system based on a PC Tower case, or using one of the excellent kits from Eyetech or Blittersoft. Which ever route you decide to take, your Amiga will be more powerful than ever before!

STOCKISTS

EYETECH

☎ 01642 713185
email: eyetech@cix.compulink.co.uk
Web: www.eyetech.co.uk/~eyetech

Eyetech supply various components designed to make converting your Amiga as easy as possible. They also stock components suitable for the DIY fanatic.

Adapted Tower case = £119.95
Keyboard adaptor = £39.95
IDE Buffer kit = £39.95
Zorro slot adaptor = £179.95
PortPlus serial card = £99.95
PortPlus jnr = £49.95

BLITTERSOFT

☎ 01908 261446
email: sales@blittersoft.com
Web: www.blittersoft.com

Blittersoft supply the Infinitiv Tower case expansion system for the A1200, and the CatWeasel PC floppy drive adaptor.

Infinitiv Tower
& keyboard adaptor = £159.95
PCMCIA adaptor = £24.95
Zorro slot adaptor = £189.95

GOLDEN IMAGE

☎ 0181 900 9291
Web: www.reserve.co.uk/gold

Golden Image sell hard drives, CD-ROM drives and the AlfaQuatro IDE card.


AlfaQuatro IDE card = £59.95

HISOFT

☎ 01525 718181
Web: www.hisoft.co.uk

HiSoft specialise in PCMCIA peripherals, including the Squirrel Classic and Surf Squirrel SCSI interfaces.

Surf Squirrel = £99.95
Squirrel Classic = £54.95
Whippet = £49.95



POWER PC TECHNOLOGY, POWER PC SPEED and POWER PC PERFORMANCE FOR YOUR AMIGA A1200, A1500, A2000, A3000 or A4000 from Harwoods

NEW...



PowerUP

AMIGA™ GOES POWERPC™

POWER UP YOUR AMIGA...

A further dimension is being added to Amigas with our new PowerPC based **BLIZZARD POWER BOARDS** for A1200, A1200 based Tower Systems and A1500/2000 systems along with the new **CYBERSTORM PPC** for A3000/4000 systems. You'll now be able to benefit from performance many times beyond the speed of the fastest 680x0 based boards.

Designed as upgrades for existing systems, Power Boards incorporate innovative dual processor technology where a fast PowerPC RISC processor is combined with a 68k CPU, dynamically sharing memory and system buses. While the original AmigaOS 3.x continues to run on the 68k CPU, supporting existing applications to provide backward compatibility, the PowerPC CPU is backed by comprehensive PPC Libraries which provide the functionality to integrate PowerPC into an Amiga multitasking environment.

Software developers can easily optimise their programs, step by step, porting single tasks to PowerPC code, which then run in parallel with 68k tasks. Leading Amiga software vendors are preparing ported or optimised versions of their software packages already. It is anticipated that a large quantity of software products supporting the PowerPC will be available soon.

Power Boards will be delivered with a comprehensive suite of utilities, including the PPC Library, as well as tools for creative users. Among them is a Public Domain GNU C compiler for PowerPC (including sourcecode), many demo programs and utilities with sourcecode. In FTP site, this software, free developer support is available via FTP site.

Last but not least, a PowerPC optimised version of CyberGraphX V3 with RISC optimised CyberG3D plus MPEG functions and libraries is included (along with a special GGX driver to support the AGA chipset) with full and comprehensive documentation.

	Blizzard 603e PowerBoard	Blizzard 603e PowerBoard	Blizzard 2604 PowerBoard	Cyberstorm PPC
PowerPC CPU	603e	603e	604e	604e
Clock Speed	175MHz	200MHz	150-200MHz	150-200MHz
Companion	68030	68040/68060	68040/68060	68040/68060
CPU	50MHz	25-50MHz	25-50MHz	25-50MHz
Est. PPC Performance	@ 175MHz	@ 200MHz	@ 200MHz	@ 200MHz
MIPS	Approx. 250*	Approx. 280*	Approx. 350*	Approx. 350*
SpecFP95	Approx. 3.1	Approx. 3.5	Approx. 7.1	Approx. 7.1
Memory Option	Max. 64Mb	Max. 64Mb	Max. 128Mb	Max. 128Mb
SIMM Sockets	1	1	4	4
SCSI On Board	Fast SCSI-II	Fast SCSI-II	Ultra Wide	Ultra Wide
Amiga Compatibility	A1200(+T)	A1200(+T)	A1500/2000	A3000/4000(+T)
Est. Availability	Summer '97	Summer '97	Summer '97	Summer '97
from Prices	£280*	£329*	£490*	£460*

Blizzard 603e Power Board - A1200(+T)

The new Blizzard 603e Power Board is an inexpensive Power Up Accelerator for A1200 system owners who already have a board with a socketed full 50MHz 68030/MMU processor (these CPUs have a gold finish to the top surface) eg 50MHz/Blizzard 1230-IV, III, IV or similar. Featuring a 175MHz PowerPC 603e RISC CPU, the board has a socket for the 50MHz 68030, expansion capabilities of up to 64Mb high speed memory and built in SCSI controller.

Imagine the performance from your A1200 with this low cost board!

Blizzard 603e+ Power Board - A1200(+T)

The Blizzard 603e+ Power Board is the highest spec Power Up Accelerator for A1200 systems. Featuring a 200MHz PowerPC 603e RISC CPU, the board has a socket for a companion 68040 or 68060 CPU, expansion capabilities up to 64Mb of high speed memory and built in SCSI-II controller. This board is ideally suited to those owners who already use an accelerator with either a 68040 or 68060 CPU (ie. Blizzard 1240Terc or Blizzard 1260 owners or their equivalents).

If you want the BEST from YOUR Amiga A1200 - this is it!

Blizzard 2604 Power Board - A1500/2000

If you own either an A1500 or A2000 you can now take advantage of PowerPC technology with this 604e CPU RISC based board which has a socket for a companion 68040 or 68060 CPU, expansion capabilities up to 128Mb of high speed 64-bit memory, built in Ultra-Wide SCSI controller and a high performance expansion slot for expansions such as the CyberVision PPC. This board is ideal for owners of accelerators with 68040 or 68060 processors such as the Blizzard 2040 or Blizzard 2060 owners (or their equivalents).

Want the BEST from YOUR Amiga A1500/2000? - Look no further!

CyberStorm PPC Board - A3000/4000(+T)

CyberStorm PPC is the ultimate accelerator for Amiga 3000(T), 4000(T) and systems with compatible CPU slots, offering blistering 604e performance - more than 10 times faster than any 68k based accelerator on sale today! Available with clock speeds of 150, 180 and 200MHz, the companion socket for the 68k processor accepts either a 68040 or 68060 CPU. The board provides 64-bit wide extremely fast memory expansion using pairs of standard SIMMs, dynamically shared by the two CPUs. Additionally, CyberStorm PPC comes with a DMA driven Wide Ultra SCSI controller on board offering transfer rates of up to 40MB/sec for even the most demanding of professional applications. A 32bit high speed expansion connector, with DMA access to the main memory, is also provided for later upgradeability.

The 200MHz version of the CyberStorm PPC provides performance of more than 350 MIPS or approximately 8.1 SPECint95 and 7.1 SPECfp95*... breathtaking speed that goes far beyond that offered by most PC systems. In the second half of the year, an advanced graphics board will become available for the CyberStorm PPC expansion slot, providing a subset of the innovative CAIRPINHA custom chip. By having a stand alone version of the DLRP (Display List Risc Processor), this board will offer superior display capabilities through higher VRAM-based resolutions, pixel depths and speeds, as well as the potential to begin developing software supporting the functionality of the forthcoming AIBOX system.

PRICING AND AVAILABILITY:

Options with or without 68k CPUs will allow users to fit the CPU from their existing accelerator. Special prices will be available to both BLIZZARD and CYBERSTORM board users. Delivery of Power Boards is scheduled for Summer 1997 following finalisation of CE approvals. Call now for full details.

*Quoted performance figures are estimations based on specifications from Motorola/IBM and are relevant to the PowerPC processor only.

*Registered Blizzard and CyberStorm users' upgrade prices assuming use of processor from users' own board. Owners of other makes of board or those who don't already have an appropriate CPU - please call for prices.

Harwoods... always the Fastest Amiga Boards and NOW PowerPC Technology for Amigas too!

CHECK OUT...
NEW LOWER
PRICES
ACROSS THE RANGE
OF BLIZZARD AND
CYBER PRODUCTS!

STILL THE FASTEST, NOW LOWER PRICED, NO ONE ELSE COMES CLOSE!

CYBERVISION 64/3D

64-Bit ENGINE A2000/3000/4000 (T Series) 3D VERSION 24-Bit
COLOUR ACCELERATED GRAPHICS CARD.

For all Zorro-3 and Tower System A1200s with Zorro II backplanes.

The core of this great board is the VIRGE GRAPHICS CHIP from S3. With 3D capabilities, it's able to process complex 3D functions in hardware (eg. shaded & textured surfaces) with Trilinear Filtering and Shading/Fogging for super realistic Real Time 3D Rendering. When used with CyberGraphX 3D library, Cybervision 64/3D can even offer a broad range of 3D facilities for any software developer.

CyberVISION 64/3D... 4Mb Version

£169.95

MPEG Decoder - added to the Feature Connector to provide real time MPEG audio and video decoding at full size custom screens or, in Workbench windows (HQ display using 16/24bit modes from CyberGraphX Workbench). Stereo audio output is provided via the supplied dedicated line output jack. Upgrade to a Cybervision 64/3D and MPEG bundle (from previous Cybervision 64) for a special low price! £149.95

Monitor Switcher - with integrated scan line doubler. Designed to fit into the Amiga slot, this gives full automatic switchover from the standard Amiga signal to Cybervision 64/3D's output. £79.95

Both cards may be fitted inside A3000/4000 models leaving three Zorro-II slots free.

CAN BE EXPANDED
TO A FULL 68060

CYBERSTORM II

AMIGA 68040ERC AND 68060 ACCELERATORS

You can choose between the 68040/40ERC Cyberstorm II or the ultra powerful 68060 version. When you fit a Cyberstorm II 68060 Accelerator to YOUR A3000, A3000T, A4000 or A4000T you can for example, render a graphic with Imagine 2.0 software in just 2.4 minutes! Compare that with 10.34 minutes on a standard A4000 '040/251 With no jumpers, both Cyberstorm II models are fully plug and play and, A4000 users even have the option of a SCSI-2 Module if they wish (A3000s already have SCSI built in).

- Up to 128Mb of standard SIMMs can be installed and you can even transfer the 72pin SIMMs from your Amiga A4000 straight onto your new Cyberstorm.
- Optional SCSI-2 Module
- If your budget currently only covers the cost of Cyberstorm II 68040ERC, you can always upgrade later to the full 68060 processor for the extra power!

Cyberstorm II 68040/40 40MHz 68040ERC - 0Mb, Expandable to 128Mb

Cyberstorm II 68060/50 50MHz 68060 - 0Mb, Expandable to 128Mb

Cyberstorm II SCSI-2 Module

Cyberstorm II SIMM RAM Expansions (Please call for a range of SIMM prices)

£299.95

£449.95

£79.95

£Call

1240Terc TURBO ACCELERATOR MEMORY BOARD

A1200T* TURBO ACCELERATOR AND MMU/FPU FOR *TOWER SYSTEMS

40MHz 68040 - 0Mb Standard, expandable to 128/256Mb

30MIPS with 60 Nanosecond SIMM fitted.

A super LOW COST A1200 Turbo Accelerator Board, ideal for housing on any *Tower System A1200 main board (mechanical dimensions, high power consumption and heat emission require an active cooling cap, we therefore do NOT recommend fitting to standard A1200s without the appropriate modifications etc.). The "Terc" Processors used on these boards are recycled and vigorously tested 68040 CPUs operating at 40MHz with MMU/FPUs - an excellent guaranteed and competitively priced alternative. Available options such as the SCSI-IV Kit and RAM are shared with the Blizzard 1230-IV and 1260.

Blizzard 1240Terc Turbo 40MHz 68040 and MMU/FPUs, 0Mb 32bit Fast RAM, exp. to 128/256Mb

£199.95

2040erc TURBO ACCELERATOR MEMORY BOARD

A1500/2000 TURBO ACCELERATOR AND MMU/FPU

40MHz 68040 - 0Mb Standard, expandable to 128Mb

30MIPS with 60 Nanosecond SIMM fitted.

The Blizzard 2040ERC is a super LOW COST board which offers A1500/2000 owners the opportunity to upgrade to the same performance as the Blizzard 1240Terc Board. Users will then be able to enjoy full A4000/040 power as well as take advantage of the built in SCSI-2 interface. The "ERC" Processors used on these boards are recycled and vigorously tested 68040 CPUs operating at 40MHz with MMU/FPUs - excellent guaranteed competitively priced alternative.

Blizzard 2040ERC Turbo

40MHz 68040 and MMU/FPUs, 0Mb 32bit Fast RAM, exp. to 128Mb

£299.95

£449.95

£Call

1260 TURBO ACCELERATOR MEMORY BOARD

A1200 TURBO ACCELERATOR AND MMU/FPU

50MHz 68060 - 0Mb Standard, expandable to 64/192Mb

38.71MIPS with single sided 60/70 Nanosecond SIMM fitted.

Offers Amiga A1200 owners FULL 68060 POWER with a board that simply plugs into the trapdoor slot. Your A1200 will then operate at TWICE or even THREE TIMES THE SPEED of an '040 based upgrade and up to FIVE TIMES THE SPEED of a standard A4000! Available options such as the SCSI-IV Kit and RAM are shared with the Blizzard 1230-IV and 1260.

Blizzard 1260 Turbo 50MHz 68060 and MMU/FPUs, 0Mb 32bit Fast RAM, exp. to 64/192Mb

£349.95

2060 TURBO ACCELERATOR MEMORY BOARD

A1500/2000 TURBO ACCELERATOR AND MMU/FPU

50MHz 68060 - 0Mb Standard, expandable to 128Mb

38.71MIPS with 60/70 Nanosecond SIMM fitted.

Offers Amiga A1500/2000 owners the same specification as the remarkable Blizzard 1260 Turbo (A1500/2000s will operate at up to FIVE TIMES THE SPEED of a standard A4000) with FULL 68060 POWER and also includes built in SCSI-2 interface!

Blizzard 2060 Turbo

50MHz 68060 and MMU/FPUs with SCSI-2, 0Mb 32bit Fast RAM, exp. to 128Mb

£499.95

1230-IV TURBO ACCELERATOR MEMORY BOARD

A1200 TURBO ACCELERATOR AND MMU

50MHz 68030 - 0Mb Standard, expandable to 128/256Mb

9.91MIPS with 60 Nanosecond SIMM fitted.

The highest performing 68030 Accelerator available for your A1200. With its 50MHz 68030 and MMU, the 1230-IV offers BETTER PERFORMANCE at a LOWER PRICE. With a Sysinfo rating of 9.91 (using a 60 ns SIMM) you can see the 1230-IV is very fast... a performance gain of up to 500% is achieved! Via its Fast Expansion Bus, an optional SCSI-2 Controller module can easily be fitted. An industry standard SIMM socket provides for up to 128Mb of auto-configuring 32bit Fast RAM (up to 256Mb with the SCSI-2 option using its extra SIMM socket).

Blizzard 1230-IV Turbo 50MHz 68030 and MMU, 0Mb 32bit Fast RAM, exp. to 128/256Mb

£99.95

Fast 60 Nanosecond SIMM RAM Expansions - 32bit, 72pin

Motorola Maths Co-Processor - 68882 PGA type FPU, 50MHz

£49.95

BLIZZARD SCSI-IV KIT

SCSI-2 MODULE FOR 1230-IV, 1240Terc & 1260, & ADDITIONAL 128Mb SIMM SOCKET

(Fast SCSI-2 DMA Controller - upto 10MB/s transfer rates with additional SIMM socket/extra RAM)

Blizzard SCSI-IV Kit

£79.95


1230-IV, 1240Terc and 1260 FEATURES

- May be disabled with simple keyboard on boot up - for full games compatibility, even badly programmed/older software
- Battery backed self-recharge Real Time Clock - High performance expansion with full 32bit wide DMA
- Easy trapdoor installation - no modifications required (1240Terc fits in Tower)
- 1230-IV features PGA FPU socket allowing optional 50MHz 68882 FPU

JUST COMPARE THE PERFORMANCE FIGURES FOR YOURSELF!

Comparative MIPS performance figures measured using Sysinfo.

Each board had the appropriate SIMM fitted which is required to fully activate the accelerators speed.



Please note:
Memory, SIMM and
FPU prices may change
without warning due
to exchange rate
fluctuations.
Please confirm price
prior to ordering.

What the Magazines think...

Blizzard products have consistently achieved the highest magazine accolades and awards!
Amiga Shopper "... 1260 is destined to become the ultimate object of desire for A1200 owners" - 91% STAR BUY Award
Amiga Computing "... If you want the fastest Amiga in the World, get this board" - 92% BLUE CHIP Rating
Amiga Format "... Ride on the fastest A1200 in the World..." - 95% GOLD Rating



OUR RANGE HAS WON MORE AWARDS THAN ANY OTHER

THE PERFORMANCE OF OUR NEW POWER UP BOARDS WITH POWER PC PROCESSORS!

COMPATIBLE WITH
ANY STANDARD VIDEO
SIGNAL AND S-VHS!

ProGRAB™ SVHS 24RT Plus

NEW LOWER PRICES!

The revolutionary S-VHS ProGrab™ 24RT Plus with Teletext is not only the best way to get crisp colour video images into your Amiga, from either live broadcasts or taped recordings, it also costs less than any of its rivals. This real time PAL/SECAM/NTSC* 24-Bit colour frame grabber/digitiser has slashed the price of image grabbing on the Amiga and, at the same time, has received rave reviews for its ease of use and excellent quality results. ProGrab™ has earned honours from just about every Amiga magazine and Video magazines too! And... with ProGrab™ you needn't be an expert in Amiga Video Technology, a simple 3 stage operation ensures the right results... Real Time, after time.

STAGE 1

Select any video source with S-VHS or composite output. This could be your camcorder, TV with SCART output, satellite receiver, domestic VCR/player or standard TV signal passing through your VCR/player... the choice is yours.

STAGE 2

With ProGrab's software, select an image you wish to capture using the on screen preview window and Grab (because the hardware grabs frames in real time, there's no need for a freeze frame facility on the source device). Once grabbed, simply download and view the full image on your Amiga screen. ProGrab also includes a Teletext viewing and capturing facility from either TV or satellite sources.

STAGE 3

Use the 'grabbed' image with your favourite word processor, DTP or graphics package. ProGrab really does make it that simple!

ProGrab™ 24RT Plus...

- Supports all recent Amigas and is also fully AGA Chipset compatible. You can render images in any Workbench screen mode resolution including HAM8 mode (Amiga RAM permitting).
- Saves and Loads images in IFF/LBM, IFF/LBM24, JPEG, BMP, PCX, and TARGA file formats. ProGrab saves animations as Anim5 files and animations with sound (requires PCMCIA interface and separate sound sampler) as Anim5 + 8SVX files. A range of image processing effects, palette computing routines (AGA only) and dithering methods are featured in ProGrab Version 2.6.x. Photogenics fully supports ProGrab with a custom 'Loader' to enable grabs directly from within the program - this direct input method will save YOU more time when handling large images.

- Software has built in mono and colour animation facilities. Number of frames is dependant on Amiga RAM.

- Release 2.6.x software now includes...
Additional Teletext Facilities - with either terrestrial or satellite TV signals.
Larger Preview Window - double resolution and four times area of previous ProGrab software.
International Support - now compatible with composite PAL, SECAM and NTSC - straight from the box.
Larger Preview Window - double resolution and four times area of previous ProGrab software.

ProGrab™ 24RT Plus costs just £99.95 **LOWER PRICE!** and is supplied with just about everything you'll need...
• ProGrab™ 24RT Plus Digitiser
• Latest ProGrab Version 2.6.x Software
• Mains Power Supply Unit
• Parallel Port Connecting Cable
• User Manual

- Input sockets for Composite and S-VHS.
- A video source cable will be required to match your own equipment - ask us for details
- Standard ProGrab hardware is PAL/SECAM/NTSC compatible. Interface mode options are available with PAL & SECAM only.
- ProGrab supports any Amiga with Kickstart 2.04 or later and a minimum of 1.5Mb free RAM.

PCMCIA Interface - A600/1200

ProGrab's optional PCMCIA Interface includes the latest version software and extends performance for serious or professional users - offering the following benefits...

- Faster downloading times (up to FIVE times quicker)
- Improved animation speeds of up to 11fps (mono) and 3.5fps (colour)
- Saving of animations direct to your Amiga's hard drive
- Freeing of your Amiga's parallel port for use by a printer or other peripheral
- Sound sampling and animation capabilities (separate sound sampler required, see right)

PCMCIA Interface **LOWER PRICE! £29.95**

Stereo Sound Samplers

Two high quality 8-Bit Sound Samplers, specifically designed for use with your ProGrab 24RT digitisers, are available (PCMCIA Interface required).

The Hi-Fi version features the same 30MHz A/D converter used in the ProGrab, maximum frequency is therefore only limited by the

Amiga's hardware. It also has a higher band width (40Hz to 20KHz) than our standard sampler.
Standard Stereo Sampler **£19.95**
Hi-Fi Stereo Sampler **£24.95**


ProTel™ Terrestrial/Satellite Teletext Decoders

Amiga or PC add ons for grabbing terrestrial or satellite TV Teletext pages which don't need a dedicated Teletext TV/Video to operate. required signal is simply the output taken from a standard VCR or a TV that provides a suitable video out signal. Once information has been downloaded, ProTel allows you to view pages instantly... no more waiting whilst your TV searches!

ProTel™ for Amiga Stand alone unit designed to match your Amiga allowing files to be exported as ASCII Text for use in your word processor or saved as IFF graphics for DTP presentations.
ProTel™ Amiga Teletext Decoder **£44.95**

ProTel™ for PC ProTel™ PC Teletext Decoder - internal ISA PC card.
• Friendly software
• Capture speeds of 1000 pages in 2 mins.
• Background tasking • Easy configuration
• Save page files (ASCII, BMP, ProTel formats)
• Native 32Bit Windows 95 application
• Requires 386DX PC and 8Mb RAM (12Mb Rec.), Windows 95/3.1 or Workgroup 3.11, VGA display, Mouse and 1 free B/16Bit ISA slot - MINIMUM
• PAL and SECAM
ProTel™ PC Teletext Decoder **£29.95**

NEW... Final Writer 97



The Best of Both Worlds

Amiga users have the best of both worlds with SoftWood's new Final Writer 97. Building upon what is widely accepted as the best word processor for the Amiga, SoftWood has added easy to use, trouble free desktop publishing functionality to Final Writer. With new Final Writer 97 it is possible to create just about any document you can imagine - quickly, easily and without frustrating program errors. Final Writer 97 was born out of the necessity for a powerful, bug-free, simple to use way for Amiga owners to create newsletters, brochures and forms in addition to documents normally created in a WP. As you will see, Final Writer 97 does this and more. Over the years Final Writer has matured from the first Amiga word processor to offer outline fonts (originally known as Final Copy) to now the first word processor on any computer to offer both word processing and a rich set of desktop publishing capabilities.

New Features

Can you use the new features in Final Writer 97? Consider how you use a typical word processor. First, you begin entering text at the top of page one. As you enter more text it must be added to text you've already entered. With the exception of small text blocks in some word processors, you can't normally enter text anywhere on your page.

Now consider what you can do with a desktop publishing program. In a desktop publishing program you can enter text anywhere on a page and continue that text on any other page. You've seen this technique used in newspapers and magazines where a feature or article starts on page 1 and is continued on page 5. You've also seen columns of different widths on the same page as well as headlines that span more than one column and multiple lines. All of these layouts can be created using the new Text Frames feature.

Final Writer 97 combines the most comprehensive Word Processing features, with Desktop Publishing functionality, in one easy to use package, for Amiga owners who want the best of both worlds. From simple correspondence to complex newsletters, Final Writer 97 handles all tasks with ease, meaning for the first time on Amiga, Mac or PC, there's a product worthy of the name 'Document Publisher'.

With these new features you can:

- Enter text anywhere on a page
- Continue text on any other page
- Resize the space or frame that text is in
- Flow text around other text
- Set 'Snap-To' guides to align text and graphics
- Position text and graphics one pixel at a time

SoftWood has not changed the way you are used to working in Final Writer, they have simply provided new tools. These new tools along with the features Final Writer already incorporates will allow you to create newsletters, forms, brochures and other documents never before possible with a normal word processor.

Final Writer 97 truly offers the ultimate in document creation. Whether you are typing a simple letter or producing a complex newsletter, Final Writer 97 gives you the power to do your job quickly and easily.

Why should you upgrade?

You've kept your Amiga because it's still the most powerful, easy-to-use computer on the market. Now, enhance your software library by upgrading to the most powerful, easy-to-use word processor on any computer.

System Requirements: Amiga with a Hard Drive, Kickstart 2.04 or above and a minimum of 2.5Mb RAM (more recommended).

SoftWood Final Writer 97 **£49.95**
Upgrades are available for registered users, please call for prices.

Other SoftWood Products...

Final Writer Lite **£19.95**
Final Calc **£64.95**
Final Data **£24.95**

THE APPLE ALTERNATIVE

IF YOU'VE REALLY GOT TO BUY A NEW SYSTEM TODAY... the next best thing to your Amiga could be an Apple Macintosh.

BUT WHY MACINTOSH?

Just like your Amiga, all Macs are Motorola based but have had the advantage of PowerPC RISC CPUs for some time - remember, even Pentium PCs in Windows™ systems are still merely CISC processors! Like the Amiga, Macs were designed from the outset to be an easy to use system with their windowing environment fully integrated - not bolted on later. And... Macs not only outperform other PC systems, but have recently become very competitively priced too. Software: there are over 1800 titles specifically written for PowerPC Macs alone, plus thousands from pre-PowerPC days which are still compatible. Industry standards such as Word, PageStream, Word Perfect, FileMaker Pro, Excel, Quark XPress, Photoshop and many others have been developed for Macs. Creativity: Apple still lead the creative world - 80% market share in colour publishing, most web sites are authored with Macs and post production video editing is dominated by the Macintosh too. The magazine you are reading now was published using Mac!

Internet and Communications: all Macs are Internet Ready - many include built in modems and fax facilities etc. and standards like Netscape and Internet Explorer ensure the Net is easily accessible. Connectivity and Expandability: all Macs incorporate built in networking and external SCSI connections - adding printers, drives, scanners etc. really is plug and play! Education and Entertainment: Macs offer you the advantage of all the latest software from the likes of Dorling Kindersley, Microsoft etc. to help with the whole family's learning skills. Multimedia: Apple is the World's No.1 Multimedia PC Vendor! Recreation and Games: Some of the top selling games are available on the Macintosh including Ultimate Doom, MIST, Rebel Assault II, Dark Forces, Descent, Full Throttle and many more! WANT ONE? Well, if you really want more performance without paying the earth - and you want it now... contact Harwoods - it may be easier than you think, especially with our finance facilities catering for both business and personal users (subject to status).

Apple Authorised Reseller & Service Provider

gordon harwood computers

GH 15TH ANNIVERSARY
1982-1997

We've been providing Commodore products since 1982 and today supply a range of 100% Motorola based systems including Blizzard and Cyberstorm along with video products and other peripherals...

01773 836781
PICK UP THE PHONE AND ORDER TODAY FOR DELIVERY TOMORROW



For your protection all Cards are fully Security Checked

OFFICIAL ORDERS...

We supply Central, Local Government and Education Departments along with Major PLCs

'FAST-FAX'...

on 01773 831040 for a Rapid Response to your Quotation or Order Requirements!

GH
GORDON HARWOOD
COMPUTERS

DEPT AMF/2 • NEW STREET
ALFRETON • DERBYSHIRE
DE55 7BP

Tel: 01773 836781

FAX: 01773 831040

e-mail: info@ghc.co.uk

AT GH WE MAKE EVERYTHING EASY...

PHONE GH... We welcome all major credit/debit cards with NO TRANSACTION SURCHARGES.

ORDERING BY POST OR FAX...

Please include your Name, Address and preferably daytime and/or evening phone or fax number with your requirements. If using your debit/credit card include its number and valid from/expiry dates (also issue number with Switch cards). Please make cheques (allow 7 days clearance), Drafts or P.O.s payable to... Gordon Harwood Computers Limited.

GH PRICES...

All UK and EC customers - VAT is included at the standard rate of 17.5% to all prices. UK overseas Armed Forces personnel may be exempt VAT - please ask for details.

DELIVERY...

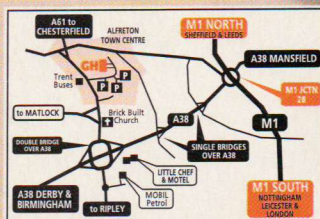
We offer prompt shipment with fully insured express delivery options throughout the UK, Europe and Worldwide at a modest cost. If ordering by mail, please call to confirm the appropriate delivery charges.

GH WARRANTY...

Manufacturers' standard warranties apply or, ask about GH's comprehensive extended options which are always recommended for professional users to minimise costly down time - details available on request.

ALL PRICES INCLUDE VAT

and are shown for personal users only. Business users please ask for VAT Exclusive prices.



If you prefer, you can collect your Amiga goods from us...

AN EASY DRIVE FROM MOST AREAS,

We're open Monday to Saturday
9.00am until 5.00pm...

PLEASE CALL TO CONFIRM AVAILABILITY BEFORE MAKING A LONG JOURNEY TO VISIT US.

THE PERFORMANCE OF OUR NEW POWER UP BOARDS WITH POWER PC PROCESSORS!

Console Emulation

Simon Goodwin tests the fast-advancing range of Amiga game console emulators.

AFCD15: IN THE MAG/Emulators

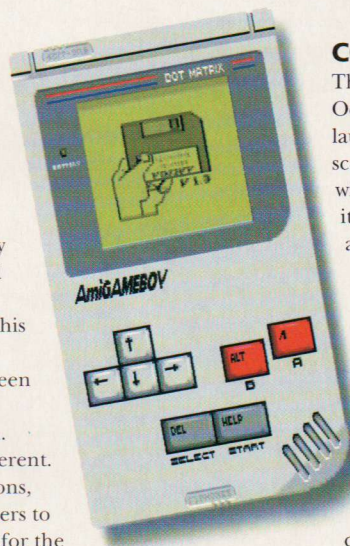


Games consoles are a real hotbed of Amiga emulation effort, with a dozen in the works and several new ones released this year. You now have a choice of emulators for Sega Master Systems, GameBoy and Game Gear portables, and one for Atari 2600 consoles.

The star programmers in this arena are Marat Fayzullin and Juan Gomez, responsible between them for five of the seven emulators featured this month. Their approaches are very different. Marat writes in C on workstations, and relies on other programmers to convert and optimise his code for the Amiga. This makes him very prolific, with GameBoy, NES, Coleco, MSX and Sega emulators to his credit – although not all of these have been ported to the Amiga. Emulators based on Marat's work are system-friendly, compatible and slow.

Juan Gomez, by contrast, is a 'real' Amiga programmer. Having cut his teeth on MSX2 (compared with Marat's f/MSX in AF93) he had a fast, hardware banging engine for emulating eight-bit Zilog and Texas chips. In quick time he's produced Game Gear, GameBoy and Master System emulators which make impressive use of the Amiga, with few rough edges. I was surprised how much I enjoyed playing games on his emulators; you will be too, as long as you've got some fast memory and a 32-bit Amiga.

MSX2 had some CPU compatibility problems and Juan's new emulators start by asking you whether you've got a 68040 or 68060. They really ought to be able to read this from ATTN_FLAGS in ExecBase. I needed to skip my user-startup to run either on the Cyberstorm 68060, but had no problems on the 68040 Warp Engine. Juan's emulators are efficient and run well on a 68030, but suspend multitasking.



The AmiGameBoy graphic shows the Amiga key positions.

CONSOLATION

The first home game console was the Odyssey 100, designed in the 1960s and launched by Magnavox in 1972. It used screen overlays on a basic TV display, with extra circuits rather than ROM in its plug-in cartridges. It sold a respectable but undramatic 85,000 units.

Soon California arcade suppliers Atari arrived, with micro-processor-based 2600 game systems. Drawing from their extensive arcade experience, Atari's cut-down systems bridged the gap between the earliest 'telly tennis' units and true home computers.

The key to the console market was the use of plug-in cartridges, containing software for a particular game. Once plugged into a compatible console, the game appeared immediately on the screen – impressive when earlier consoles were hard-wired for particular games, and micro-computer games had to be laboriously and erratically loaded from cassette.

BATS AND A BALL

Inside the 2600 was just 128 bytes of RAM, provision for up to 8k of ROM (typically 2k) and a cut-down 6502 processor. The custom chips are roughly half an Atari 800 set, with two and a half sprites (bats and a ball) and two sound channels. There's no DMA chip, equivalent to ANTIC or DENISE, so every dot on the screen must be generated on the fly by the processor – like a colour ZX-81.

At first, resolution was little better than on hard-wired games units, with big, rectangular pixels. But this ensured compatibility with any TV and reduced the need for expensive RAM in the console. The console itself, useless without

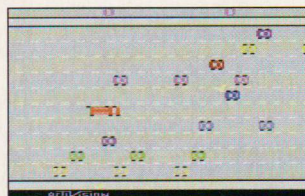
games to plug in, was sold as cheaply as possible, with Atari making money on cartridge and controller sales – joysticks, paddles and later trackerballs all made their way from the arcade to the living room carpet.

V2600


There's only one emulator for old Atari console software – V2600, by Alex Hornby, Freeware with C source code and a Unix feel. The V stands for *Virtual 2600*. The latest Amiga version is 0.7, but 0.81 runs under Amiga NetBSD.

Initial case-dependent command options select NTSC or PAL display in a screen or a window, and keyboard, joystick or mouse control (emulating a paddle). Two controllers are emulated and may be swapped. Sound includes tones but not random noise.

The graphics are horribly low in resolution, but that's not the emulator's fault. It's slow and cryptic, but it works. If you're a secret 2600 fan with a turbo Amiga, V2600 will hit the spot, but others will find it crude in every sense.



Activision's Freeway struggles to emulate Frogger in 128 bytes of RAM.



Minimalist motoring – Indy500 on the V2600.

PLACES TO GO, THINGS TO SEE

Emulators on Aminet

<http://src.doc.ic.ac.uk/aminet/util/emu>

History of Home video games

<http://www.sponsor.net/~gchance>

Y's game and emulator page

<http://www.scf.usc.edu/~hyun/game.html>

Amiga V2600 home page

<http://gaia.ecs.csus.edu/~stroupm/v2600.html>

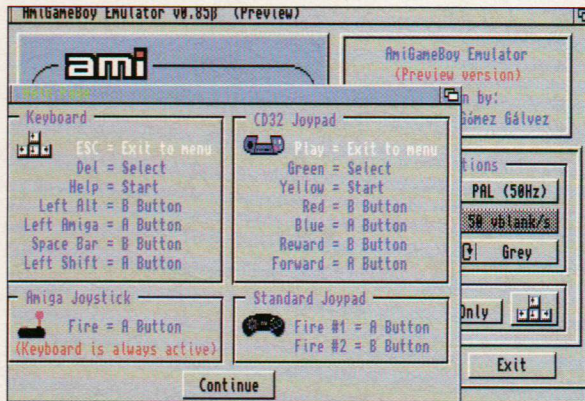
Home Page of Marat Fayzullin

<http://www.freeflight.com/fms/>

Usenet game discussion


comp.emulators.game-consoles
[usenet emulator news](http://usenet.emulator.news)
rec.games.video.classic

Atari lost its way when its founder Nolan 'Pong' Bushnell sold out to Warner Brothers. US sales collapsed in 1984, and Japanese companies that had previously made a living developing real arcade games – ironically, often for Atari hardware – spotted the potential of the market and launched new systems with improved graphics and sound.



The first of these Japanese consoles, Nintendo's Entertainment System (NES) was cheap and crude, with character-mapped graphics re-generated line by line, but easy to use if not to program. It was a massive success in Japan, then the USA, and finally worldwide. Rivals Sega introduced the Master System, technically superior but

Most console emulators make good use of CD³² and Sega joypads.



still based on a display of square symbols or 'tiles'.

The Master System resembles home computers like the MSX range, or the British-designed Memotech MTX and Tatung Einstein micros. It's based on a Z80 processor, with a variant of the Texas Instruments graphics controller used in those micros and the US-designed TI 99/4 and Coleco home machines.



WzonkaLad uses standard Amiga windows for its interface.

GAMEBOY

Nintendo followed up their NES with a tiny pocket games machine, similar to previous one-game LCD (Liquid Crystal Display) units but designed to run the lucrative plug-in cartridges. This product, the GameBoy, proves playability and long battery life is more important than graphical sophistication, in the hand-held market.

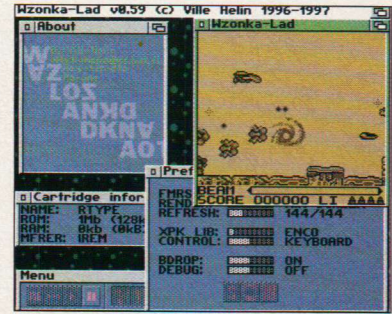
The cartridges were cheap to make, and profitable, because small mono graphics need little storage space. The 160 by 144 pixel screen is small in any Amiga mode, and monochrome, but at least the LCD ghosting is eliminated!

There are four GameBoy emulators for the Amiga. The best two are *WzonkaLad* (bizarrely named to sound like the Finnish for 'Game Boy') and *AmiGameBoy* from Juan Gomez. Both are new for 1997 and use custom Amiga screens and hand-crafted Z80 engines.

AmiGameBoy re-uses the MSX2 startup window for desktop file selection and emulator control, but emulates on a largely blank custom screen, with just a colour flash in the border and no menus. It supports Sega and CD³² joypads, or one and two button Amiga joysticks, as well as the Amiga keyboard.

The startup screen lets you pick the controller, screen mode (PAL or NTSC) and select a ROM file. The size, typically 64k to 256k, and cartridge details appear when the ROM is selected. A simple help screen shows the controls. You can return to the menu, quit, reset or continue by pressing ESC during emulation. Hotkey and menus duplicate the startup control gadgets.

GBUK is a port by Paul Gaze, based on Marat's C code and the Amiga's Unix bridge, IXEMUL. It has Amiga graphics and reasonable documentation, although no icons. You need a 68020 (as a bare minimum) and AGA to run it. Nice features include a grabber for screens and part-played games, configurable keys, font and colours. Flaws are the lack of sound, a ten minute time limit and a ten pound Shareware registration fee.




WzonkaLad's rendition of RType, in default colours.

VGB is another Unix port, unchanged for more than a year. It can boast full C source, an ASL file requestor, a choice of two screen sizes, optimisations for Amiga graphics cards and no Shareware charge. The snag is its sloth, especially on Amiga screens. It requires a 68020 and Workbench 3, and prefers a 68040 and 'chunky' graphics card. On my Cyberstorm VGB version 0.33 opened a little window on the Workbench, but nothing appeared inside. It worked okay on a Warp Engine with Picasso 2 graphics, but painfully slowly on an eight-colour Amiga NTSC Workbench, even with a 68040 to push it along. *VGB* is for power users only.

WzonkaLad makes best use of the display, with colourful if cryptic information windows alongside the GameBoy display. It multitasks, requiring at least a 68020 and WB3, and needs a 68030 for full speed, although AGA is not necessary. Sega and CD³² joysticks are supported, as well as keys and Amiga joysticks. You get icons, an installer and an AmigaGuide.

WzonkaLad is regularly updated. Versions from 0.56 to 0.64 fit between



PacMania on the Master System closely resembles the A500 version.

SOFTWARE

The emulators are freely distributable and available on Aminet. *V2600* and *WzonkaLad* come with demo games. The main problem of console emulation is that consoles do not have disk drives or serial ports, so there's no easy way to transfer the software you own on cartridge into your Amiga. Add-on disk interfaces are notoriously used for software theft. These, or an EPROM programmer, can create flat files of cartridge contents.

If you have a modem it's easy to find ROM cartridge images on the Web, often with documentation and even scanned artwork. This is legally dodgy, and you should not load files that you do not already own, albeit in cartridge form. Some cartridge suppliers have banned their ROMs from distribution this way. It's certainly illegal to sell them.

It would help if emulator authors and enthusiasts were to contact software owners and ask permission, so that these emulators could be used without legal complications. Vectrex and many illustrious Spectrum software authors (with the notable exceptions of Ultimate and David Braben) have allowed their work to be emulated freely – but such generosity is rare on other platforms.

More bits

Existing emulators for the Amiga run software for old eight bit consoles, but there are plans to extend the range to 16 and 32-bit versions like Sega's Megadrive and the Super Nintendo. NES is not yet emulated, but should arrive soon – *iNES* is the PC emulator, written predictably by Marat Fayzullin. His *Colecovision* emulator has been ported, with a Z80 engine written in Amiga machine code, but it's not yet ready for release. The author of *Kyoto*, a multi-platform Megadrive emulator, is looking for people to port it to the Amiga.

Nintendo64 and Sony PlayStation emulators are beyond the powers of current Amigas (or PCs for that matter) although *PSMooSim* is an interesting tool for dismantling and examining PlayStation files on an Amiga.

AmiGameBoy and *VGB* – slower but more compatible than the former, faster and less precise than the Unix ports. Options to vary game speed and colours are excellent, but the unregistered versions lack sound.

GAME GEAR

Sega countered the GameBoy with a pocketable version of the Master System – the Game Gear. If you can emulate one you're close to emulating the other, so Amiga Sega emulators support both.

Typical Sega cartridges are 128k or 256k long; mostly graphics, based on a 16-colour, dual playfield display assembled from eight by eight pixel blocks. Sprites use the same format.

AmiMasterGear is Juan Gomez's Sega emulator. Version 0.2, credited to '007', is fast and runs most programs, but not perfectly. The startup menu is a subset of that for *AmiGameBoy*, offering only a choice of controls, and Game Gear or Master System emulation.

Polyphonic sound is emulated but not random noise, leaving only square wave beeps, albeit in stereo. It sounds

Sega's *Sagami* has impressive parallax scrolling.



WzonkaLad running *Parodius* on an Amiga screen.



Tom and Jerry is a typical classy Sega license.

good, if a bit reedy. Many early Amiga games were also available on Master System, and look very similar despite different internal organisation. *Rainbow Islands* and *Pacmania* were entertaining and very playable, if a bit rougher than their Amiga incarnations.

Graphics emulation is fast but imprecise. Strange things happen at the left edge of the screen during scrolling, and sprites skip across the screen in eight pixel steps, rather than moving smoothly. Palette effects at the top of the screen in *World Grand Prix* cause a lot of flicker. Despite these problems this emulator is well worth trying and with a bit more work it could be one of the best around.

MASTERGEAR

Marat is represented by *MasterGear*. Unix programmers seem to have a thing against icons, so this is another apparently empty drawer with the emulator, Amiga Readme and Unix documentation, waiting for someone with a shell to dig them out. You also get two utilities – one for throwing away a 512 byte dummy header on some cartridge files and one for



MasterGear reveals the corresponding Amiga keys.

disassembling programs.

The converter Mark Van Hal is aware of these weaknesses and plans to address them. Unlike Juan's effort, *MasterGear* runs fine on *CyberGraphics* and *Picasso96* screens, if you use a promotion utility to intercept its

attempt to open a screen. Mark plans a screen mode requestor, and faster Amiga graphics.



AmiMasterGear's menu resembles that of *AmiGameBoy* and *MSX2*.

With a native Z80 interpreter, like *fMSX* on the Amiga, this emulator could be fun. At present it's sluggish, even on a Warp Engine with Picasso

graphics, and lacks sound, but the core is present and it works. The code, compiled for a 68020, uses some instructions that a 68060 must emulate. Right now *MasterGear* 1.0c is best saved for programs that will not run on *AmiMasterGear*, but it's got potential. ☺



World Grand Prix runs into graphical problems on *AmiMasterGear*.

NEXT MONTH


Next month we return to home computers, with a look at emulators for veteran Commodore and Tandy systems, and those for Motorola's 6809 CPU – the ultimate, elegant eight bit processor, predecessor (just!) to the Amiga's 68000.

Squirrel CDR

Make my own CDs? No, too expensive. Well, not any more with the brand-new SquirrelCDR system. Combining a brilliant, 2-speed write, 6-speed read CDR drive with the excellent commercial version of MakeCD, the SquirrelCDR system is unbeatable - just look at what you can do:

- ✓ Backup 650MB of hard disk in under 40 minutes.
- ✓ Write up to 100 sessions per disc.
- ✓ Create your own multimedia discs.
- ✓ Create your own music discs.
- ✓ Back-up CD-ROMs.
- ✓ Back-up audio discs.
- ✓ Back-up console games.
- ✓ Back-up ANY compact disc!
- ✓ Create Mac / PC discs on your Amiga.
- ✓ Create mixed audio / data discs.
- ✓ Create bootable CD32 discs-perfect for demos!
- ✓ Play CD-ROMs at 900kB per second.
- ✓ Play CD32 discs.
- ✓ Access all sessions of a PhotoCD.
- ✓ Play audio discs.

Ideally suited for the Squirrel SCSI interfaces on the A1200, the SquirrelCDR will also work on most SCSI-aware Amigas.



SquirrelCDR XL (external drive, MakeCD, Surf Squirrel, gold disk)	£469.95
SquirrelCDR GT (ext drive, MakeCD, gold disk, w/o SCSI i/face)	£399.95
SquirrelCDR I (internal drive, MakeCD, gold disk, w/o SCSI i/face)	£349.95
MakeCD (full commercial version, no restrictions)	£39.95
Gold Disk (fully warranted, 650Mb capacity)	£6.95

Cinema4D CD EDITION

We are delighted to announce the immediate availability of the CD Edition of the acclaimed CINEMA 4D raytracing package. The CD Edition includes a brand-new version of CINEMA 4D, many more textures, scenes and objects (>200 predefined materials, >400 bitmap textures) and, as a special FREE bonus, CinemaWORLD and CinemaFONT are included!

For those who already know CINEMA 4D, here are some of the new features:

- ✓ Direct 68060 support - rendering up to 100% faster.
- ✓ Brand new Material Manager with material previews.
- ✓ Materials now support colour, luminance, transparency, reflectivity, environment, fog, bump mapping, genlocking, highlights and highlight colouring as separate material attributes.
- ✓ Unlimited number of materials on an object.
- ✓ Lighting system supports visible light, lens flares, glows, reflections, soft and hard shadows, conical, parallel, decreasing and fixed intensity light.
- ✓ Camera supports depth of field blurring and lens adjustment to allow fisheye, wide angle or telephoto lenses.
- ✓ Internal CyberGraphX support.
- ✓ Palette sharing on 256 colour screens.

CINEMA 4D has a long history on the Amiga, being used all over the world by graphic studios, architects, television companies and enthusiastic amateurs. Now its pedigree has been realised by the Macintosh and PC world who have raved about it (93% - MacFormat). Call us for a special cross-platform price.

£199⁹⁵ **UPGRADE PRICES**
Ver 2 to CD Edition **£69**
Ver 3 to CD Edition **£29**



THE Whippet

The Whippet is a fully buffered, ultra high speed serial port capable of performing up to 400% faster than the A1200's serial port. Data transfers with The Whippet are guaranteed to be much faster, much safer and much more reliable than when using the standard Amiga serial port.

The Whippet really comes into its own when surfing the Internet. High speed drivers allow the use of web browsers, ftp clients, email clients, usenet readers and other Internet tools, all at the same time without any loss of data—and with full multitasking!

COMPATIBLE WITH

- All Amiga networking software.
- All Amiga Internet software.
- All Amiga communications software.

FEATURES

- High performance serial port, up to 400% faster than the Amiga serial port.
- The Whippet is fully buffered for safer and reliable data transfer.
- Up to 230,000 bps data transfer rate.

£49⁹⁵

Enterprise NET&WEB

Confused by all the hype about the internet? We're not surprised. But here is the no-nonsense, quickstart pack that contains all you need to connect, to send and receive email, to transfer files, to access those essential newsgroups and to browse the world wide web. The brand-new Enterprise Net&Web pack is a breeze to install and a joy to use - here's what you get:

ENTERPRISE NET&WEB PACK

- ✓ 33.6bps Fax/Voice Modem - cream
- ✓ Modem & telephone leads
- ✓ Easy install program
- ✓ Free 30-day trial account with Demon Internet
- ✓ Net&Web Software
FTP file transfer
HiSoft Mail email
IBrowse browser
Usenet newsreader

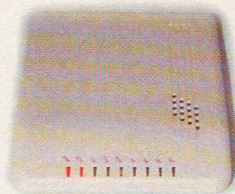
£99⁹⁵

ENTERPRISE NET&WEB+ PACK

Everything in the Enterprise Net&Web Pack (see left) plus

- ✓ TermiteTCP, software that supports ppp for connection to any service provider.
- ✓ Amiga Surfin' Book, full of invaluable info on the internet.

£129⁹⁵



HiSOFT SYSTEMS

The Old School, Greenfield, Bedford MK45 5DE, UK
tel +44 (0) 1525 718181 • fax +44 (0) 1525 713716
www.hisoft.co.uk • www.cinema4d.com

TO ORDER
0500 223 660

Call free (within the UK) to order any HiSoft product, using your credit/debit card. We accept Mastercard, Visa, Switch, Delta, American Express etc. at no extra charge. Carriage is £3 for software, £4 for hardware (2-3 day service) or £6 for guaranteed next day delivery (for goods in stock). All prices include UK VAT. Call, fax or email us for export prices. We also accept cheques, POs and official purchase orders. © HiSoft 1997. E&OE.

In his continuing quest to find even more games for you, Ben Vost has trawled the deepest oceans, travelled the wastelands and flown in trackless interstellar space. And then he woke up...

Game On!

Last month's feature revealed that 1997 looks set to be the year of the Amiga gamer – or at least the year of the Amiga games announcement. News this month comes from clickBOOM who have now announced that they will be wholeheartedly supporting Phase5's PowerUp project, even to the point where they may well drop 68k development. Part of the reasoning behind this is the results of the survey they have on their website.

In it, they ask people what games they would most like to see ported to the Amiga from other platforms. At the time of writing, the most popular choices are *Quake*, *Command & Conquer: Red Alert* and the *Secret of Monkey Island 3*.

Because of the original publicity surrounding the porting of *Quake*, it's perhaps not surprising that this was the most popular choice (it has been proven that it can be done). Other titles that have been popular include the *Star Wars* licenses, *Tomb Raider*, *Grand Prix 2* and other 3D graphical glories – not an easy task for a 68000-based machine or AGA.



"1997 looks set to be the year of the Amiga gamer – or at least the year of the Amiga games announcement."

HIGH END

So the future of gaming looks like it will be pushing more towards the high end Amiga, but high end these days doesn't have to mean expensive. An '040 card for your A1200 can cost as little as £250 and a PowerPC card, which will offer more than 10 times the power won't be much more. The next trick is the graphics system. At the moment, it's only people with big box Amigas that can easily add a graphics card. If you have an A1200 and you want one, you either have to continually scan the small ads for second hand A4000s or buy a tower case – an expensive proposition if you want Zorro slots. However, Phase5 recently announced the CyberVision PPC which is supposed to connect directly to the PowerUp board. However, since Phase5 are already recommending that the PowerUp board be fitted in a tower cased Amiga, this still doesn't seem an ideal solution. What A1200 owners really need is for someone to come up with a PCMCIA-based true RTG graphics card.

But back to the games. Since we printed the last Game On feature, we've actually received (or have been promised) early versions of quite a lot of software. One title in particular that looked great was *Foundation*. Paul Burkey, the game's sole author always wanted an update of *Settlers*, but with other things added. The result is a complex game of management coupled with the conquest strategies of titles like *Dune II*. A vast amount of detail goes into the creation of houses, feeding your people, turning raw materials into weapons and machinery, and the game really shines because of it.

NO PROBLEMS, JUST CHALLENGES

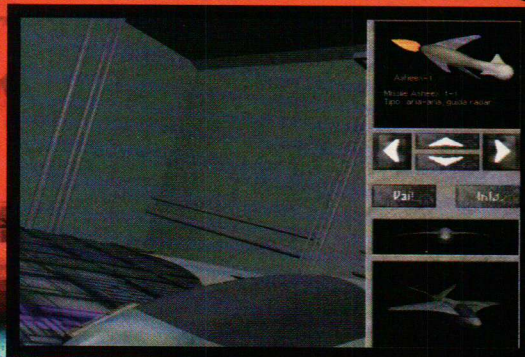
One of the main problems with cinematic games on the Amiga is the lack of a decent combined animation and sound playback format. We have CDXL, the first multimedia animation format, but it's notoriously difficult to make use of, especially since all the tools for it rely on an advanced knowledge of AREXX and the shell. It's also limited in size and colour resolution (it doesn't support 24-bit colour). However, it is still possibly the best format we have at our disposal, at least until the PowerPC becomes the Amiga's stock processor. When that happens we can take advantage of formats like MPEG, Quicktime and AVI which are a

bit too processor-hungry for most Amiga users right now.

Having said that, there are a number of people working on a replacement for CDXL. All Amiga Format wants to say is, "Keep up the good work, but make sure you are all talking to one another so that there's no duplication of effort."

The only other slight problem is the lack of a standard interface for a multi-button joystick. The CD32 joypad is the closest we have, and that would be fine if more people wrote for it, but it would be nice to be able to take advantage of the heavy duty joysticks made for PC gamers.

Foundation is a new game from Paul Burkey. Its complex interactions between raw materials and people make for an extremely absorbing game.



The Shadow of the Third Moon is a title coming from Italy in the next few months. It will combine a *Wing Commander*-type progression through ranks with a *Comanche*-style flight simulation.

Little touches like the fact that all the characters in the game have names and statistics mean that you are far more attached to your men than you would be to the nameless soldiers in *Dune II*.

While the graphics for the game look great, there's also the sound. Birds tweet, the wind blows and you can hear



the sound of hammers on anvils, drilling and other industrious noises as you look over your settlement, it's very atmospheric. There's even a two player, split-screen mode included where you and a friend can battle. Paul says he's about two thirds finished with the

game at the moment and he's currently looking for a publisher.

If you're more interested in futuristic combat flight sims, what about *The Shadow of the Third Moon*. It's a game written by Black Blade Design and looks somewhat like *Comanche* on the PC. It uses a voxel space rendering method that looks far more realistic than the flat polygons the Amiga has traditionally

Continued overleaf →

FORGOTTEN WORLD? NOT LIKELY!

Scions is one of the new breed of "god"/strategy games. They are all proving to be pretty popular at the moment but unlike most others this one is being written for the Amiga. We talked to Jimmy Westerlund, one of the programmers at group DSP about the state of play at the moment.

AF: Firstly, how soon do you think that Scions will be ready for an eager public?

DSP: For the moment we have no deadline at all. But a rough guess could be sometime late '97.

AF: Will Scions support Graphics cards properly?

DSP: CyberGraphX, AGA and probably ECS will be supported. Gfx system support will be included as a library (we now only have an AGA library) so support for other gfx systems should also be possible to make. But we can promise at least CyberGraphX and AGA support.

AF: What was the inspiration behind Scions?

DSP: Why... *WarCraft* of course – about two years ago a friend said to me something like: "That

shouldn't be THAT hard to make", and since I didn't really have anything better to do we started to create *Scions*. And since we haven't found anything better to do these last two years, we have continued on it.

AF: Do you have plans for any other games?

DSP: Not at the moment.

AF: Please give me some background on DSP.

DSP: There isn't really that much interesting to tell. When we started writing *Scions*, we just needed something to call ourselves. Why DSP? Well, that's a little secret of ours and it has nothing to do with Digital Signal processors...

AF: Who have you got lined up to publish Scions, or will you release it as Shareware?

DSP: Vulcan is going to distribute the game. We will probably include some kind of level/unit/house-editors (and unlike *TKG*, they will NOT be written in Amos).

AF: Thanks for talking to us.



DSP have already worked long and hard on *Scions*, but they say it will be out late this year.



More new titles, this time all from GeoSync Media.

1+2. *H.A.R.D. Corps* – a *Command & Conquer* clone.

3. *Matrix Assault* – a *Battlezone*-type game with a *Tron* flavour.

4. *Max Rally* – Motocross and rallying in this 3D motor sports sim.

← been lumbered with and the designers reckon that it really shifts on a system equipped with... wait for it, a graphics card.

ON THE CD

On the CD this month you will also be able to find an exclusive three level demo of another *Doom* clone called *BrainKiller* (in AFCD15:ScreenPlay-/commercial/BrainKiller). Unlike *Genetic Species*, featured last month, it uses digitised humans rotoscoped and much less "cartoony" graphics. All this combines to make it a pretty tense game as you wander around the customary halls.

Brainkiller was written in Poland by a very talented bunch of guys, and is currently in a distribution deal in Germany, but as yet, no-one here has taken it up.

"...it won't be long before games (and serious) developers can turn to a central body..."

If you liked *Brainkiller*, but felt that the atmosphere was all wrong, or the monsters could have looked better, or you would rather it was a fantasy game instead of a modern one, then Vulcan's up and coming 3D construction kit should be of interest. It won't be out for a few months yet, but it's designed to allow you to create your own 3D first person perspective games. Speaking to Vulcan's Paul Carrington, he said: "It's going to be great, not at all like *SEUCK* or other low-end game creation tools. Our 3D kit will work on AGA machines

and all graphics cards and will create a .WAD-type file that can be played using the freely distributable player. It's going to come with a whole range of ready to go clipart but you'll be able to import your own IFF files too."

So it seems that the future looks bright for Amiga gamers who are willing to upgrade their machines somewhat. With Gateway on the scene looking to bring the Amiga back to the forefront of computing, and new developer initiatives springing up independently, it won't be long before games (and serious) developers can turn to a central body and ask for libraries and example code for RTG games, games that use the Internet for multi-player versions, games designed for sound card use and, of course, advice on how to work with the PowerPC.

AF

COMING SOON TOO?

If you're in the process of writing a game for commercial release, why not drop us a line so that we can publicise it for you? Here are some new titles that have cropped up in the time since last month's feature. Again, thanks must go to Amiga Flame, probably the best games site in the world!

GAME	DESCRIPTION	PUBLISHER	DATE OF RELEASE
Star Fighter D'Yammen's Reign	<i>Wing Commander</i> type game	Geosync Media	TBA
H.A.R.D. Corps	C&C Clone	Geosync Media	TBA
Max Rally	<i>Sega Rally</i> clone	Geosync Media	TBA
Matrix Assault	<i>Battlezone</i> clone	Geosync Media	TBA
NEMAC IV	<i>Doom</i> clone	clickBOOM	TBA
BrainKiller	<i>Doom</i> clone	Titan Computer	TBA
Shadow of the Third Moon	<i>Comanche</i> type game	Black Blade Design	TBA
Damage	Extremely violent shoot-em-up	Suomi-Peli	TBA
Phantasmagoria	Graphic adventure port on five CDs	Direct Software	TBA
FUBAR	<i>Command & Conquer</i> clone plus	Q-Tip	TBA

Amiga Serious

The Amiga is a serious business - So are we

Ever wanted access to all the best serious Amiga Software?
- Well here we are!

Opening June 1st, Amiga Serious is dedicated solely to serious software - be it 3D rendering, image processors, word processors or business packages. Serious Software is brought to you by the team behind the technical service for Direct Software. With our 24 hour hot-line and full technical support, we really are the first choice for serious Amiga Software

E m u l a t o r s	PCX	£49.95
	586 PC software emulator	
	PCX Task 4-2	£69.99
	486 PC software emulator	
	Fusion	£49.95
	Multitasking colour mac emulator	
	Commodore C64 '97	£9.99
	Speccy '97	£9.99

I n t e r n e t	I Browse 1-11	£29.95
	Advanced Amiga www browser	
	Net + Web	£39.95
	Easy internet connection	
	Net + Web 2	£69.95
	Serious surfers complete solution	
	Web Explosion	£49.95
	20,000 web page images	
	GP Fox	£44.99
	Into the net	£14.99

D T P	Draw Studio CD Rom	£74.95
	Draw Studio Floppy	£59.95
	Pagestream 3-2	£125.00
	Wordworth 6	£39.99
	Wordworth 6 Office	£49.99
	Final Writer '97	£call

L
I
G
H
T
W
A
V
E

The ultimate in 3D rendering packages. Rated 94% in CU Amiga. Lightwave is used by some of the world leaders in computer graphics. You may have already seen examples of Lightwaves power in the stunning FX seen in X-Files, Star Trek Voyager + Next Gen and Dark Skies. This product only has one limitation - the imagination of the person using it.

Don't be fooled by
Cheap imitations.
Lightwave has no equal.
Get into it!

C D R O M S	Epic Encyclopedia '97	£22.99
	Inc. over 16,000 articles with the ability to create your own articles.	
	Personal Suite CD	£14.95
	Inc P.Point 6-4, databases, fonts, Pics etc.	
	Giga Graphics	£19.99
	10,000 pictures (2Gb) accepts gfx cards	
	Aminet Set 1 or 2	£19.95
	Aminet Set 3 or 4	£34.95
	Each with 4 Gb of Software, Utilities, games, music, HD tools, gfx + sound demos etc.	
	Women of the Web	£19.95
	Pictures, text, animations and sound samples of the world's most beautiful and famous women. Over 450Mb.	
	AGA Toolkit '97	£9.99
	Inc gfx, utilities, emulators, workbench etc.	
	The Learning Curve	£19.99
	CD for all ages. A magical journey through exciting diverse subjects	

3 D G R A P H I C	Cinema 4D 3	£199.95
	Excellent quality, inexpensive introduction to 3D computer graphics. (Rated 90% Amiga Format)	
	Imagine 5	£69.99
	Latest instalment of the Amiga's favourite 3D program. Excellent value for money.	
	Lightwave 5	£1149.99
	Lightrom 4	£19.99
	Lightrom Gold	£14.99
	Scenes, objects, images and surfaces, including 3,000 textures, Lightwave 3-5 and upwards.	

I m a g e p r e s	Image FX 2-6	£179.99
	Amiga Format Gold + CU Awards. Powerful effects including lightning and liquid distortion.	
	Art Effect 2-0	£149.95
	Incredible user interface. Process images in real-time.	
	Photogenics 2-0	£89.99
	Great all-round processing tool.	
	Personal Paint 7	£22.99
	2D drawing package with manipulation tools.	
	Deluxe Paint 5	£call
	Popular 2D paint package	
	Adpro	£call
	Unique processor inc. scaling + superimposing	

M i s c	Directory Opus 5-5	£49.99
	Quarterback 6-1	£34.99
	Turbo Calc 4	£39.99
	Excellent Spreadsheet package. (93% Amiga Computing)	
	Easy Ledgers 2	£119.99
	Simple to use accounts package. Suitable for business.	
	Mini Office	£45.99
	Brilliant all-rounder inc. wordprocessor, spreadsheet, database + disk utilities.	
	Twist 2	£69.95
	World's most successful Amiga database.	
	Turbo Print 5	£49.99
	Studio II	£49.99
	Printer manager	
	Scala MM400	£279.79

24 Hour Order Hot-Line

01623 455398

95 Marlborough Road, Kirkby-in-Ashfield, Nottingham NG17 7HR

Please make
cheques payable to
"Amiga Serious"

Postage Costs

Standard UK 1-2 days £1 per item
Next Day Delivery £10 (up to 10 CDs)

THE BIGGEST

PLAYSTATION GAMES OF 1997...

INSIDE EDGE 46:

METAL GEAR, RASCAL, PSYBADEK, F1 97, TOBAL 2, COLONY WARS, OVERBOARD
CRASH BANDICOOT 2, TOBAL 2, GEX 2, VIRTUAL HIRYUKEN

PLUS, ISSUE 46 IS ACCOMPANIED BY AN EXCLUSIVE
SUPPLEMENT EXAMINING BULLFROG AND POPULOUS 3.
ON THE EVE OF PETER MOLYNEUX'S DEPARTURE EDGE
REVEALS WHAT LIES IN STORE FOR ONE OF THE MOST
INNOVATIVE DEVELOPERS OF THE PAST DECADE.


EDGE®

ISSUE 46 ON SALE NOW

Image from Konami's Metal Gear

The latest games, the handiest hints and some clever programming from you!

SCREENPLAY



Andy Smith

Every silver lining has a cloud and that's especially true of the Amiga gaming scene at the moment. While we all wait with baited breath to see what Gateway can do over the next few months it's good to know that the small software houses are plugging away – the good ones anyway. Our Game On feature last month showed that there is plenty of great stuff on the horizon

What we don't want to see though is small software houses springing up all over the place pumping out rubbish games simply because they think gamers are desperate for anything. We're all a little too smart to shell out our cash for sub-standard pieces of tat. Still, they're the exception, not the rule so we can ignore 'em and look instead to the bright future ahead.

AMIGA FORMAT'S REVIEW POLICY

WHAT OUR REVIEW SCORES MEAN

Every month we scour the world's software houses for the latest and greatest Amiga games. We try to ensure we keep you as up-to-date as possible and we'll stop at nothing to bring you the best, definitive, no-nonsense reviews of the games that matter.

90+%	The crème de la crème. Only the very best, most playable and original games are awarded an AF Gold – the most highly prized rating there is.
80-89%	These games are very good, but due to minor flaws are not the finest examples of their genre.
70-79%	Good games which are worth buying, especially if you have a special interest in a game type.
60-69%	Average releases with somewhat limited gameplay and appeal. Games in this category tend to be flawed.
50-59%	Below average games which are unlikely to impress your mates or your wallet. Avoid.
40-49%	Overwhelmingly poor quality games with major flaws and appalling gameplay.
Under 40%	The absolute pits.



36 PREVIEWS

A special in-depth look at the new offering from Applause Software – *Cygnus 8*.

There's trouble at t'mill. Possibly. Read the preview and all will become clear as crystal.

TESTAMENT

We've had first-person action games before, so what makes Epic think they've got a winner?

38




A sucking chest wound is nature's way of letting you know you've been in a fire-fight. Like the chap above.

SQUIBBLY SHIBBLY

Platforming action starring a chap who looks like he spends his spare time advertising tyres. Come here to see if it's any good...

40



44 READER GAMES

Mr UFOJoona Palaste
Fly around and collect boxes!

Denzil's FaceKerry Torchia
Be a face! Collect coloured blobs!

WizioStephen Eaborn
Be a wizard in this top *Mario* clone.

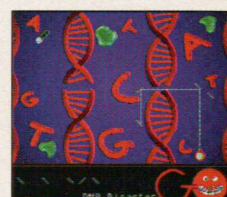
LazerLee Atkins
A cunning mirror-manipulation game.

Tickle TwinsJames Havers
Rainbow Islands inspired platformer.

Slalom SpecialLucia Carminati
Swish and swoosh down the piste.

FederationGordon Miller
Space trading and combat game.

4 Letter WordM. Knight
Change the letters and make a word.



Just two of this month's offerings in Reader Games.


49 GAMEBUSTERS

Complete *Valhalla III* guide and hints on *Bograts* and *Tiny Troops*.



Previews

CYGNUS



Applaud prove they're still in the games market with *Cygnus-8*.

Andy Smith spends some time with Applaud Software's newest baby...

This variant on the space trading genre from Applaud Software serves as a timely reminder that Vulcan Software are not the only company producing Amiga games.

The game is based around the player attempting to complete some 18 missions by trading commodities between planets to earn money. This is where *Cygnus-8* varies from usual trading games because you don't

have to stick to the plot to make money. There are plenty of other opportunities for the player to make money – from shrewd investments through to robbing banks and fighting space pirates.

As well as making money though there's also the daily task of keeping yourself alive – securing food and lodgings for yourself is an important consideration as you wheel and deal.

After hours

Cygnus-8 is played through a series of sub-games. Trading is merely one of these and trading is governed by the passage of time – basically this means you can't go trading at night when all the shops are shut (you can go down the pub though, hurrah!). Should you want to go into a shop when it's shut though you can always try stealing their goods but then you run the risk of getting caught and thrown in jail – which is not much good for your health and stamina.

Your health and stamina levels affect what you can and can't do in



Yes, well this planet's inhabitants might not win any beauty contests but at least they've got lots of things to sell.



Whenever you land on a planet you'll want to head for the various shops (left) and then buy yourself lots of goodies (right).



"Cygnus-8 varies from usual trading games because you don't have to stick to the plot to make money."

U.S.-8

the game – don't try robbing a bank when you're a bit knackered for example because you'll only go and get yourself caught.

And then there's the space flight. Once you've got yourself a passport you're able to travel between planets (launch and guide your spacecraft through the ether with your joystick, pointing your craft vaguely at the planet you wish to visit in an *Asteroids* kinda fashion). Watch out when you are travelling in space though because there are loads of actual, real asteroids flying around the screen and every time you collide with one you lose some shield strength.

There's also some space combat to be entered into but it's not as you'd imagine. For a start, it's not real-time. Suppose you want to land at a planet but there's a skull and crossbones over the planet – this indicates the planet's surrounded by pirates. You go for it anyway.



The game's missions screen. The missions are staggered in respect of their difficulty so you're eased into the game rather than thrown in at the deep end.



Space invaders

Now you're presented with a static screen showing your *Space Invaders*-

type turret at the bottom and a few pirate ships at the top. Move your barrel left and right until you think you've lined up with a bad guy. Give 'em a blast and if you hit them some of their energy is removed. When they run out of energy they are destroyed. But you don't have many shots per turn and once you've run out you have to end the turn and let the pirates fire back at you. If they destroy you before you destroy them – well you know.

Cygnus-8 looks very promising. There is obviously a lot more to it than I've had the chance to see, but I have managed a couple of missions and they've been a lot of fun. It's not an action-packed adventure but it has definitely got a certain something and there will be a full review in the very near future.



Making sure you get plenty of rest is very important – become too fatigued and you run the risk of dying of exhaustion.



You're the little ship in the middle of the screen flying around this star system. The skull and crossbones indicate pirates...



And here's where you get to fight the pirates. Aim your gun and blast away. When you run out of power, the pirates have a pop at you.

Testament



"The purple testament of bleeding war". Said Andy Smith, quoting from Richard II. No, we don't know why either...

Simple really, that's the only quote with testament in it in my Concise Dictionary of Quotations. Besides, girls love it when you can quote Shakespeare and I'm in serious training when it comes to trying to impress girls. Maybe they'd be amazed at my display of courage, bravery and skill at playing *Testament*.

Epic's latest, and one of the first games to appear on their new Islona label, is this first-person action game. It's a *Doom*, but on the Amiga, clone – well, actually it's not it's more a

Wolfenstein, but on the Amiga, clone. For those not 'au fait' (girls love that French stuff too...) with the history of first-person action games, *Wolfenstein* was the forerunner to *Doom*.

We've had games of this type on the Amiga before, but *Testament*'s slightly different. Heaven knows what the plot line is (it's all explained in the game) but it basically involves finding a piece of scroll on each of the game's 16 levels. Getting to the scroll piece though (which is really the level's exit) usually involves finding four different coloured keys which enable you to open colour-coded doors and access other parts of the level. The scrolls are usually somewhere behind the door you found the last key to. Simple. Find the keys to open the doors to get to the scroll/exit. See?

Let's deal with your weapons first: there aren't many of 'em. You've got your basic handgun, a machine gun, a

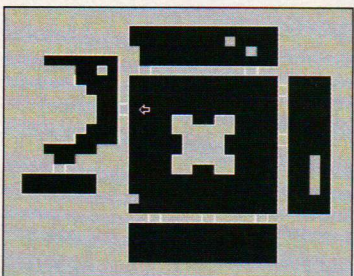
kind of fireball gun thing and a thing called the Double which is a more deadly kind of fireball gun. Now, there may not be many of 'em but somehow it doesn't really matter. You'll be so pleased when you get the machine gun (and even more pleased when you get some ammo for it) that you won't mind that you haven't got a huge array of vaguely similar weapons. When it comes to actually shooting the baddies (loads of different kinds from flying eyeballs to zombies to wizards and so on) it



That's just what you want to see: guns, ammo and a nice health boost – not that you need the health just yet.



The very first level and there's some handgun ammo up ahead. All you need now is to find the actual handgun and you're off!



A blue key is discovered (top) while the auto map (bottom) lets you see where you've been and where you've to go.




Outside again and now face to face with a zombie. Health's running low but at least you've got a machine gun with plenty of rounds. Dispatch this chappie asap and find the first aid.



doesn't take long to realise that it's a very imprecise science. Most of the time you can just point and shoot vaguely in the direction of a baddie and after a few hits it'll crumble dead. This might sound like a bad thing, but it isn't. It works very well, primarily because *Testament* is not about precise and accurate shooting, it's about atmosphere and tension. And there's buckets of that.

A great deal of time and effort has been spent on the game's difficulty curve. The first few levels are very well paced – not just in the number and ferocity of the baddies you encounter but in what weapons are available and the amount of ammunition you can find. The size of the levels themselves is also spot-on.



A wizard is sent to another dimension (top) while another (bottom) sends you with him.

There's never a load of running around for running around's sake and yet there's more than enough space to feel you can get lost very easily. Play it and you'll understand just what I mean.

But why's it not like *Doom* and more like *Wolfenstein*? Well, because a lot of the little features have disappeared – you can't side-step or run for example. These are features we've all come to depend on but it's surprising how quickly you learn new tactics for taking on baddies that are stood in front of you. Getting good angles to fire into rooms from doorways, for example, becomes a primary concern. The lack of features does little to detract from the enjoyment of the game.

Testament is one of the best games of this type – it's wonderfully fast and smooth, even on an unaccelerated A1200, although you might have to tweak the screen size and decrease the amount of detail or turn the textures off – but you probably won't need too because it runs nice 'n' quick as it is.

The lighting effects are fabulous, the sound is used well – it's not brilliant but it certainly helps to give you the heebee-jeebies – and the whole thing hangs together splendidly. The designers know just where to put a baddie to cause the maximum concern and yet they haven't gone over the top. Some of the levels are obviously harder than others (you'll be very thankful for the game's automapping feature) but with some patience, tactics and the occasional



Don't go running into pits of fire (left) – they hurt. Floating eyeballs (below) are the first adversaries that you come across.



Cripes! This handsome devil's going to take some killing...

"Testament is one of the best games of this type – it's wonderfully fast and smooth..."

'close your eyes and go charging in' you'll find they can all be completed. Even the fact that you can only save your game at the end of the level (there are six slots so you can build up a decent progress sheet) is good because it makes you work harder to reach the scroll and you'll be massively relieved to find it when you've got about a pixel-width's worth of life force left.

Testament is an excellent game. I've found it very difficult to stop playing because it's got that 'I'd like to finish this game' addictive quality. Just the shot in the arm the games' world needs right now.



The after battle carnage. Now then, which door?

PUBLISHER: Epic Marketing
01793 490988
PRICE: £19.99
VERSIONS: A1200
REQUIREMENTS: AGA Amigas
RELEASE DATE: Out now

GRAPHICS: ●●●●○
Wonderful looking and everything's fast and smoothly animated.

SOUND: ●●●●○
The effects are not the best but they're well used.


ADDITION: ●●●●○
Eases you in and grips you by the throat.

PLAYABILITY: ●●●●○
Marvellous. Simply marvellous.


OVERALL VERDICT:
A splendid game that concentrates on making the gaming experience as enjoyable as possible. Buy it!

92%

Squibbly Shibbly



Squidley Didley! Bibbly Bobbly! Lorks, Andy Smith's gone wibbly wobbly...

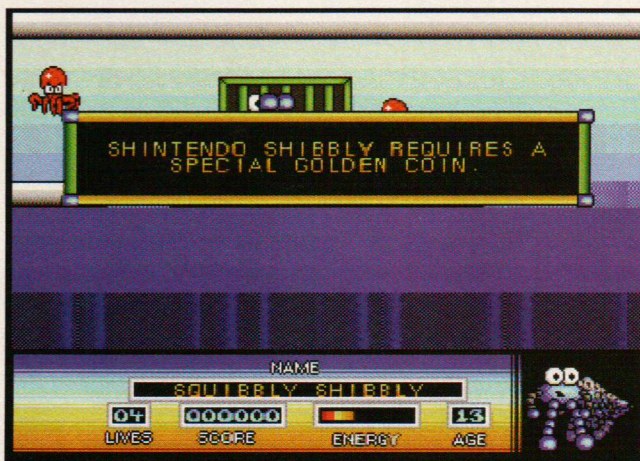


A funny thing in a green cage surrounded by red octopi.



Squibbly leaps for joy having snogged his girlfriend...

Shintendo Shibbly is the game's end guardian. He glows too.



This isn't going to be pleasant I'm afraid. Consider these points:

1. This is the first game from a new outfit called Miracle FX Productions.
2. The game costs a mere £6.95.
3. It's rubbish.

Alright, all

new outfits deserve a bit of a break – especially with the games scene

being what it is today – and we all like low prices, but that third point is just inescapable.

It's a platform game. It has been created using the *Reality Software Construction Kit*. Squibbly is the game's main character (under your control) and

the object of the whole exercise is to run around finding bits and pieces to give to other members of Squibbly's extended family. Grandad wants a

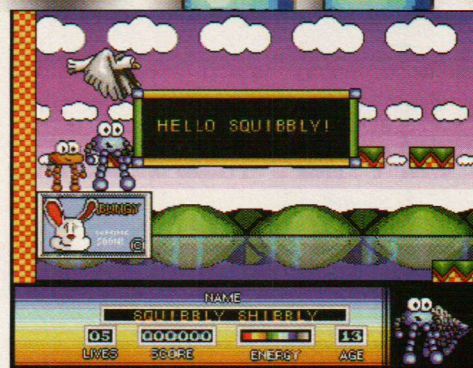
bottle of rum, in exchange he'll give you something that's going to help you later – that sort of thing. Just like all those *Dizzy* games from years ago.

But as well as finding objects, Squibbly's trying to release members of his family that have been imprisoned. Find the yellow key to open the yellow cage – that sort of thing. It's all very familiar and all very samey.


So what's *Squibbly Shibbly* got going for it? Erm, it's colourful and that's about it because even the music is poor. Miracle FX are very proud of the "...two exclusive drum 'n' bass tracks..." that play along with the game and frankly they shouldn't have bothered because they're awful. At least the game isn't infested with rats which is something I suppose.

But it's not as if it's a big game even – there are only about eight different tasks to complete, most of them involving opening a cage, getting a coloured key, opening the corresponding coloured cage to get another coloured key and so on and so forth. Thrilling eh? No, we didn't think so either.

We've had loads of *Reality* games in from readers for our Reader Games section and most of them have been alright. Some have been decidedly poor and some have been very good, but at least all the authors who sent them in recognised them for what they are – home made games created using an off-the-shelf utility. Unfortunately, Miracle FX haven't realised this. Just because you can put a game together with *Reality*, it doesn't mean your game's up to commercial standards. This one certainly isn't and I can't see any earthly reason why someone would shell out seven quid for something like this when there are far better PD and Freeware games available.



Squibbly catches up with his little friend called Sidney or something. Avoid the birdie.



PUBLISHER: Miracle FX • 14 Ducavel Hs
37 Palace Rd • London SW2 3EB
PRICE: £6.95
VERSIONS: A1200
REQUIREMENTS: 2Mb
RELEASE DATE: Out now

GRAPHICS: ●●●●●
Unremarkable in every way.

SOUND: ●●●●●
The silences are the best bit.

ADDITION: ●●●●●
About as addictive as cod liver oil.

PLAYABILITY: ●●●●●
Simple, easy and very straightforward.

OVERALL VERDICT:
It's a very average *Reality* game. Spend your money on beer/comics – anything else in fact.

20%

POSTAGE & PACKING
UK - FREE
EUROPE - £2.00
REST OF WORLD- £3.50

Premier Mail Order

Please Send Cheques/POs Made out to Premier Mail Order or
Visa/Mastercard (Switch + Issue No) & Expiry Date to:

Dept. AF07 14 ORWELL COURT, HURRICANE WAY, WICKFORD, ESSEX SS11 8YJ

Mon-Fri 9.30am-6pm Sat 10am-4pm. Please note: Some titles may not be released at the time of going to press. Most titles are despatched same day, but can take up to 28 days.

TEL: 01268 571157

FAX: 01268 733731

EMAIL: 100307.1544@compuserve.com
premier@compuserve.com

500 1200 CD		500 1200 CD		500 1200 CD		500 1200 CD	
4D Sports Boxing	9.99	Humans 3	10.99	UFO	12.99	Amnet 14.15.16 or 17	14.99
A320 Accident Trainer	9.99	Impossible Mission 2025	9.99	UFO: The Secret	8.99	Amnet 18	9.99
Adaptation Compilation - Gloom	14.99	INTER OFFICE	12.99	UFO: The Secret	8.99	Amnet 19	9.99
Amiga 500	9.99	INTER OFFICE	12.99	UFO: The Secret	8.99	Amnet 20	9.99
Amiga 500	9.99	INTER OFFICE	12.99	UFO: The Secret	8.99	Amnet 21	9.99
Amiga 500	9.99	INTER OFFICE	12.99	UFO: The Secret	8.99	Amnet 22	9.99
Amiga 500	9.99	INTER OFFICE	12.99	UFO: The Secret	8.99	Amnet 23	9.99
Amiga 500	9.99	INTER OFFICE	12.99	UFO: The Secret	8.99	Amnet 24	9.99
Amiga 500	9.99	INTER OFFICE	12.99	UFO: The Secret	8.99	Amnet 25	9.99
Amiga 500	9.99	INTER OFFICE	12.99	UFO: The Secret	8.99	Amnet 26	9.99
Amiga 500	9.99	INTER OFFICE	12.99	UFO: The Secret	8.99	Amnet 27	9.99
Amiga 500	9.99	INTER OFFICE	12.99	UFO: The Secret	8.99	Amnet 28	9.99
Amiga 500	9.99	INTER OFFICE	12.99	UFO: The Secret	8.99	Amnet 29	9.99
Amiga 500	9.99	INTER OFFICE	12.99	UFO: The Secret	8.99	Amnet 30	9.99
Amiga 500	9.99	INTER OFFICE	12.99	UFO: The Secret	8.99	Amnet 31	9.99
Amiga 500	9.99	INTER OFFICE	12.99	UFO: The Secret	8.99	Amnet 32	9.99
Amiga 500	9.99	INTER OFFICE	12.99	UFO: The Secret	8.99	Amnet 33	9.99
Amiga 500	9.99	INTER OFFICE	12.99	UFO: The Secret	8.99	Amnet 34	9.99
Amiga 500	9.99	INTER OFFICE	12.99	UFO: The Secret	8.99	Amnet 35	9.99
Amiga 500	9.99	INTER OFFICE	12.99	UFO: The Secret	8.99	Amnet 36	9.99
Amiga 500	9.99	INTER OFFICE	12.99	UFO: The Secret	8.99	Amnet 37	9.99
Amiga 500	9.99	INTER OFFICE	12.99	UFO: The Secret	8.99	Amnet 38	9.99
Amiga 500	9.99	INTER OFFICE	12.99	UFO: The Secret	8.99	Amnet 39	9.99
Amiga 500	9.99	INTER OFFICE	12.99	UFO: The Secret	8.99	Amnet 40	9.99
Amiga 500	9.99	INTER OFFICE	12.99	UFO: The Secret	8.99	Amnet 41	9.99
Amiga 500	9.99	INTER OFFICE	12.99	UFO: The Secret	8.99	Amnet 42	9.99
Amiga 500	9.99	INTER OFFICE	12.99	UFO: The Secret	8.99	Amnet 43	9.99
Amiga 500	9.99	INTER OFFICE	12.99	UFO: The Secret	8.99	Amnet 44	9.99
Amiga 500	9.99	INTER OFFICE	12.99	UFO: The Secret	8.99	Amnet 45	9.99
Amiga 500	9.99	INTER OFFICE	12.99	UFO: The Secret	8.99	Amnet 46	9.99
Amiga 500	9.99	INTER OFFICE	12.99	UFO: The Secret	8.99	Amnet 47	9.99
Amiga 500	9.99	INTER OFFICE	12.99	UFO: The Secret	8.99	Amnet 48	9.99
Amiga 500	9.99	INTER OFFICE	12.99	UFO: The Secret	8.99	Amnet 49	9.99
Amiga 500	9.99	INTER OFFICE	12.99	UFO: The Secret	8.99	Amnet 50	9.99
Amiga 500	9.99	INTER OFFICE	12.99	UFO: The Secret	8.99	Amnet 51	9.99
Amiga 500	9.99	INTER OFFICE	12.99	UFO: The Secret	8.99	Amnet 52	9.99
Amiga 500	9.99	INTER OFFICE	12.99	UFO: The Secret	8.99	Amnet 53	9.99
Amiga 500	9.99	INTER OFFICE	12.99	UFO: The Secret	8.99	Amnet 54	9.99
Amiga 500	9.99	INTER OFFICE	12.99	UFO: The Secret	8.99	Amnet 55	9.99
Amiga 500	9.99	INTER OFFICE	12.99	UFO: The Secret	8.99	Amnet 56	9.99
Amiga 500	9.99	INTER OFFICE	12.99	UFO: The Secret	8.99	Amnet 57	9.99
Amiga 500	9.99	INTER OFFICE	12.99	UFO: The Secret	8.99	Amnet 58	9.99
Amiga 500	9.99	INTER OFFICE	12.99	UFO: The Secret	8.99	Amnet 59	9.99
Amiga 500	9.99	INTER OFFICE	12.99	UFO: The Secret	8.99	Amnet 60	9.99
Amiga 500	9.99	INTER OFFICE	12.99	UFO: The Secret	8.99	Amnet 61	9.99
Amiga 500	9.99	INTER OFFICE	12.99	UFO: The Secret	8.99	Amnet 62	9.99
Amiga 500	9.99	INTER OFFICE	12.99	UFO: The Secret	8.99	Amnet 63	9.99
Amiga 500	9.99	INTER OFFICE	12.99	UFO: The Secret	8.99	Amnet 64	9.99
Amiga 500	9.99	INTER OFFICE	12.99	UFO: The Secret	8.99	Amnet 65	9.99
Amiga 500	9.99	INTER OFFICE	12.99	UFO: The Secret	8.99	Amnet 66	9.99
Amiga 500	9.99	INTER OFFICE	12.99	UFO: The Secret	8.99	Amnet 67	9.99
Amiga 500	9.99	INTER OFFICE	12.99	UFO: The Secret	8.99	Amnet 68	9.99
Amiga 500	9.99	INTER OFFICE	12.99	UFO: The Secret	8.99	Amnet 69	9.99
Amiga 500	9.99	INTER OFFICE	12.99	UFO: The Secret	8.99	Amnet 70	9.99
Amiga 500	9.99	INTER OFFICE	12.99	UFO: The Secret	8.99	Amnet 71	9.99
Amiga 500	9.99	INTER OFFICE	12.99	UFO: The Secret	8.99	Amnet 72	9.99
Amiga 500	9.99	INTER OFFICE	12.99	UFO: The Secret	8.99	Amnet 73	9.99
Amiga 500	9.99	INTER OFFICE	12.99	UFO: The Secret	8.99	Amnet 74	9.99
Amiga 500	9.99	INTER OFFICE	12.99	UFO: The Secret	8.99	Amnet 75	9.99
Amiga 500	9.99	INTER OFFICE	12.99	UFO: The Secret	8.99	Amnet 76	9.99
Amiga 500	9.99	INTER OFFICE	12.99	UFO: The Secret	8.99	Amnet 77	9.99
Amiga 500	9.99	INTER OFFICE	12.99	UFO: The Secret	8.99	Amnet 78	9.99
Amiga 500	9.99	INTER OFFICE	12.99	UFO: The Secret	8.99	Amnet 79	9.99
Amiga 500	9.99	INTER OFFICE	12.99	UFO: The Secret	8.99	Amnet 80	9.99
Amiga 500	9.99	INTER OFFICE	12.99	UFO: The Secret	8.99	Amnet 81	9.99
Amiga 500	9.99	INTER OFFICE	12.99	UFO: The Secret	8.99	Amnet 82	9.99
Amiga 500	9.99	INTER OFFICE	12.99	UFO: The Secret	8.99	Amnet 83	9.99
Amiga 500	9.99	INTER OFFICE	12.99	UFO: The Secret	8.99	Amnet 84	9.99
Amiga 500	9.99	INTER OFFICE	12.99	UFO: The Secret	8.99	Amnet 85	9.99
Amiga 500	9.99	INTER OFFICE	12.99	UFO: The Secret	8.99	Amnet 86	9.99
Amiga 500	9.99	INTER OFFICE	12.99	UFO: The Secret	8.99	Amnet 87	9.99
Amiga 500	9.99	INTER OFFICE	12.99	UFO: The Secret	8.99	Amnet 88	9.99
Amiga 500	9.99	INTER OFFICE	12.99	UFO: The Secret	8.99	Amnet 89	9.99
Amiga 500	9.99	INTER OFFICE	12.99	UFO: The Secret	8.99	Amnet 90	9.99
Amiga 500	9.99	INTER OFFICE	12.99	UFO: The Secret	8.99	Amnet 91	9.99
Amiga 500	9.99	INTER OFFICE	12.99	UFO: The Secret	8.99	Amnet 92	9.99
Amiga 500	9.99	INTER OFFICE	12.99	UFO: The Secret	8.99	Amnet 93	9.99
Amiga 500	9.99	INTER OFFICE	12.99	UFO: The Secret	8.99	Amnet 94	9.99
Amiga 500	9.99	INTER OFFICE	12.99	UFO: The Secret	8.99	Amnet 95	9.99
Amiga 500	9.99	INTER OFFICE	12.99	UFO: The Secret	8.99	Amnet 96	9.99
Amiga 500	9.99	INTER OFFICE	12.99	UFO: The Secret	8.99	Amnet 97	9.99
Amiga 500	9.99	INTER OFFICE	12.99	UFO: The Secret	8.99	Amnet 98	9.99
Amiga 500	9.99	INTER OFFICE	12.99	UFO: The Secret	8.99	Amnet 99	9.99
Amiga 500	9.99	INTER OFFICE	12.99	UFO: The Secret	8.99	Amnet 100	9.99


Theme Park
(Amiga & A1200)



Total Football



SWOS 96/97



CALL NOW FOR YOUR
FREE CATALOGUE

UFO Enemy
Unknown

AMIGA TITLES

50 Great Games

Amiga 500

Amiga 500

Amiga 500

Amiga 500

Amiga 500

Amiga 500

Amiga 500

Amiga 500

Amiga 500

Amiga 500

Amiga 500

Amiga 500

Amiga 500

Amiga 500

Amiga 500

Amiga 500

Amiga 500

Amiga 500

Amiga 500

Amiga 500

Amiga 500

Amiga 500

Amiga 500

Amiga 500

Amiga 500

Amiga 500

Amiga 500

Amiga 500

Amiga 500

Amiga 500

Amiga 500

Amiga 500

Amiga 500

Amiga 500

Amiga 500

Amiga 500

Amiga 500

Amiga 500

Amiga 500

Amiga 500

Amiga 500

Amiga 500

Amiga 500

Amiga 500

Amiga 500

Amiga 500

Amiga 500

Amiga 500

Amiga 500

Amiga 500

Amiga 500

Amiga 500

Amiga 500

Amiga 500

Amiga 500

Amiga 500

Amiga 500

Amiga 500

Amiga 500

Amiga 500

Amiga 500

Amiga 500

Amiga 500

Amiga 500

Amiga 500

Amiga 500

Amiga 500

Amiga 500

Amiga 500

Amiga 500

Amiga 500

Amiga 500

Amiga 500

Amiga 500

Amiga 500

Amiga 500

Amiga 500

Amiga 500

Amiga 500

Amiga 500

Amiga 500

Amiga 500

Amiga 500

Amiga 500

Amiga 500

Amiga 500

Amiga 500

Amiga 500

Amiga 500

Amiga 500

Amiga 500

Amiga 500

Amiga 500

Amiga 500

Amiga 500

Amiga 500

Amiga 500

Amiga 500

Amiga 500

Amiga 500

Amiga 500

Amiga 500

Amiga 500

Amiga 500

Amiga 500

Amiga 500

Amiga 500

Amiga 500

Amiga 500

Amiga 500

Amiga 500

Amiga 500

Amiga 500

Amiga 500

Amiga 500

Amiga 500

Amiga 500

**BACKING THE
AMIGA
ALL THE WAY**
And that's a promise

EPIC CD-ROMS

The Best just got Better

http://www.globalnet.co.uk/epic/

Emulators Unlimited contains Software emulation tools for the Amiga. Spread over numerous platforms are emulators for: Apple, BBC, Commodore 64, Commodore VIC20, Amstrad CPC, Apple Mac, Gameboy, Atari ST, MSX, Apple200, Atari 800, Atari1040ste, Sinclair QL, Unix and more. Also features hundreds of games, tools etc for most of the emulators.

The FLASH-ROM is a "companion" Emulators CD that contains many new cartridge based machine emulators like: Kelecovision, Nintendo, Gameboy etc.*
Order code: (CD260x) £29.99

EMULATORS UNLIMITED + £19.99

3D Objects contains thousands and thousands of 3D DXF objects, suitable for use with Imagine™ or Lightwave™
Great Value CD!!! £9.99

3D Images contains thousands of colour rendered images, covering every subject...
Viewing tools are included... £9.99

AMIGA MOUSE & MAT
(AM01) Only £12.95 + £1P&P

Official Commodore Mouse Mat
Size: 220mm x 183mm (SB00170) £3.99 inc P&P

White XL T-shirt with official AMIGA logo.....
(TS001) Only £10.99 +£1

The World of AMIGA

THE LEARNING CURVE is a new educational CD-ROM recently rated over 90%. It includes hundreds of megabytes of educational games and reference material. Highly recommended for any age group. Music, Maths, Spelling, GCSE, Science, Nature are all included.

T.L.C. £19.99

SIXTH SENSE INVESTIGATIONS™
An amazing new Arcade Adventure available on disk or Amiga CD-ROM.

Features include: 3 Dimensions, 3 Worlds (Normal, Cartoon and Robot), 32 Locations, 256 colour graphics, 2 Difficulty paths, 8 Languages, Fully spoken dialog and much more.

Floppy Disk: (SSG30-1) £29.99

SIXTH SENSE INVESTIGATIONS £29.99

Visit us at the World of Amiga Show...
Call now for a FREE full colour 16 page CD-ROM catalogue!

World of Clipart Plus

World of Clipart is a double CD-ROM containing around 40,000 mono and colour clipart images contained in over 100 categories in IFF, GIF, PCX, CDR, EPS, TIF, & BMP. Tools for converting images to other formats are included. Subjects include:

- Animals, Anatomy, Babies, Men, Women, Trees, Reptiles, Insects, Xmas, Religious, Planes, Vehicles, Ships, Toys, Zodiac signs, Eye catchers, Humour, Cats, Dogs, Computers, Technology, Seafire, Space, Symbols, Dinosaurs, Plants, Nature, Ads, Tools, Astrology, Hands, Birds, Business, Office, Workers, Cartoon, Lion King, Education, Food, Gardening, Holidays, Houses & Buildings, Helicopters, Children, Banners, Medieval, Military, Monsters, Music, Sports, Transport, and more.

Rated 94% **WORLD OF CLIPART +** £19.99

X - CD (G433x) £24.99

ENCOUNTERS (CD179) £14.99

INSIGHT DINOSAURS (CD114) £19.99

BARGAINS

Available for the month of publication only!

Nothing But Gifs AGA 600mb of the very best colour images, great for multimedia presentations. CD197x £5.99

17bit 5th Dimension 600mb of the very best Amiga PD software. Games, Demos, Utils etc. CD157 £6.99

Epic Encyclopedia The 1996 release. Inc. 4mbAGA and 2mbECS versions. HD required. CD222x £20

LSD collection One 600mb of the very best tools, graphics and music. CD18x £5.00

LSD collection Two Another 600mb of great Amiga software. Games, Utils and demos. CD78x £5

LSD collection Three The third in the series of Amiga PD software. Rated 90%-ish. CD127x £5.00

Thousands of colour GIF images from Star Trek, Babylon5, TNG, Robotcop, Batman, Total Recall, 2001, Aliens and many more... CD426 £13.99

Gif Sensations is a double CD containing around 10,000 colour photo's... Categories include: Transport, People, Places, Sci-Fi, Space, and more. CD128 £19.99

THE EPIC INTERACTIVE ENCYCLOPEDIA OF THE PARANORMAL

Is an exciting new Amiga Multimedia titles featuring hundreds of detailed articles covering everything from UFOs to Sea-creatures, Spoon-bending, Ghosts, Aliens and much more. Film-clips, Samples, Animations, Colour/mono photo's and more.

Includes EXCLUSIVE UFO footage, Never before seen

Features Include:

- *10 Subject categories... UFOs, Strange-Life, Unusual-natural-Phenomena, Ghosts, Paranormal-Persons, Mind-over-Matter, The Unexplained, Myths-and-Legends, Mysticism and Freaks-of-Nature.
- *Thousands of pictures... Many articles have full spoken dialog.
- *Dozens of huge film-clips... Including A/V files (Audio/Visual) films

Req: 4mb ram, 2x CD-ROM A1200/4000. Recommended: 6mb ram, 4x CD-ROM, 030-040-060 processor enhanced

PARANORMAL ENCYCLOPEDIA £19.99

THE SPECY CD '97 & C64 GAMES '97

Retro gaming at it's best. Over 4300 all-time classic spectrum48 and Commodore64 game files on CD-ROM.

Emulators included for the Amiga. Games include Manic Miner, Skool daze, Monty mole, Star Trek, Thrust, Jet Set Willy, The Hobbit, Strip Poker, Danger Mouse, The Sentinel, Micro Olympics, Under Wurldie, Uridium, Atic Atac, Barbarian, Sanxion and thousands of other classic spectrum and C64 game files. All games are ready to run direct from CD.

3000 Specy games - 1,300 C64. £14.99

ARCADIE CLASSICS Plus £14.99

Includes easy to use Amiga Games Menu.

ARCADIE CLASSICS Plus is an original collection of ALL your old arcade favourites, including Amiga versions of PACMAN, SPACE INVADERS, ASTERIODS, MISSILE COMMAND, PENGU, FROGGER, LOAD RUNNER, GALAXIANS, DONKEY KONG, NUMEROUS TETRIS GAMES, BATTLEZONE, TEMPEST, COMBAT, TRON, SPACE WARZ, THRUST, Q-BERT, HUNCHBACK, MOON PATROL, TRAIL BLAZER, BREAKOUT, CENTREPEDE, CYCLES, BEZERR, SNAKE, SCRAMBLE, PING PONG, BREAKOUT, NUMEROUS C64 CONVERSIONS, A COLLECTION OF JEFF MINTER GAMES AND HUNDREDS MORE. Over 600mb of unforgettable retro-gaming.

THE EPIC COLLECTION 3 £19.99

Contains thousands of our most popular software titles on one giant 650mb CD-ROM. Now you can purchase all the new Epic disks in one go. Subjects include: Professional mono clipart, colour clipart, numerous 3D objects for Imagine & Lightwave, Colour, Bitmap, Compugraphic fonts & Adobe fonts, Graphics converters, Music tutorials, Beginners guide, 3D stereogram generators, Hundreds of Sound FX and samples, Virus Killers, Hard disk installer & tools, Various Hardware projects, Hundreds of games including Mind teasers, Puzzle, card, arcade and board games, and more.

Most titles are either usable from the CD or can be extracted to your HD.

AGA TOOLKIT '97
New utilities CD featuring 100% AGA tools, ready to run from CD. CD407 £9.99

WOMEN OF THE WEB (16)
Info and AGA images of famous Hollywood females. 4mb+ ram. CD402 £19.99

PRINT STUDIO PROFESSIONAL
24bit graphics/printing utility, requires 4mb ram AGA chipset. CD253 £39.99

KLONDIKE CARD GAMES
Over 300 AGA Klondike card sets on one ready to use CD. CD231 £14.99

PERSONAL SUITE
Includes Personal Paint6, Personal Write, Super Base and many more. CD195x £19.99

GECK GADGETS
Sold as 'Amiga Developers Environment' it contains hundreds of "essential" tools. CD424 £19.99

SYSTEM BOOSTER
New utilities CD featuring 100% tools, ready to run and archived from CD. CD425 £19.99

PERSONAL PAINT 7
The latest version on this amazing art/graphics package, supplied on mini-disc. CD406 £29.99

AMIGA REPAIR KIT
Includes commercial versions of DiskSalv as well as many others. CD250 £49.99

We stock over 100 different Amiga based CD-ROMS. If you can't see what you want, give us a call...

THE EPIC ENCYCLOPEDIA
A1200 and AGA version
Available now, the standard A1200 version of the well loved Epic Encyclopedia. This release has a new "one-screen" interface but contains the same amount of articles. HD not required. CD422 £29.99

Amiga Catalogue Disk
Contains information on over 6000 Amiga Public-Domain Games, Demos, and utilities, as well as a full list of over 150 Amiga CD-ROMS.

Around 6,000 all-time classic Commodore 64 sid (game) music tracks. 100% just like the original.
Just (CD223c) £7.99

AMINET SUBSCRIPTION
AMINET FOR £10.99
WHEN YOU JOIN OUR SUPER SUBSCRIPTION, WE'LL ALSO SEND YOU £20.00 WORTH OF AMIGA CD-ROM VOUCHERS.

CALL OUR SPECIAL AMINET SUBSCRIPTION HOTLINE ON:
01793 432176

Oh yes! more worms contains hundreds of new levels and data to enhance Worms™ even more...
Just £9.99 (CD201)

Movie Maker
Special Effects is an interactive multimedia indepth guide to film special effects.
Req: AGA Amiga, 4mb ram
SFX (CD184x) £19.99

UK FREE FONE 0500 131 486
Fax: 0 1793 514187

Send to: **EPIC 43 Akers Way, Swindon, Wilts, UK. SN2 2NF**
Open Monday-Saturday 9:30am - 6:00pmish Overseas Orders: +44 1793 514188

*If you live in Australia or New Zealand you can purchase any of our CD-ROMs from our Sydney based office. Send your orders to: **EPIC 36 Forest Road, Heathcote, NSW. 2233**
Tel: (02) 9 520 9606 Fax: (02) 9 520 6077 *For prices in Australian \$\$\$ simply double the UK £££ prices listed.

PRIORITY ORDER FORM

NAME _____
ADDRESS _____


MACHINE _____
PAYMENT METHOD _____
CREDIT CARD DETAILS _____ Issue: _____

EXP DATE _____

PLEASE SUPPLY		All prices inc. VAT	
ITEMS	Qty	£££	
TOTAL GOODS VALUE		£	
POSTAGE & PACKING		£	
AMOUNT ENCLOSED		£	

EPIC CD-ROMS

The Best just got Better



INTO THE NET contains all the tools required to access and explore the internet with ease. The double CD set contains usable versions of MIAMI, Voyager, iBrowse, AmiTCP and more. In addition the CD's contain many utilities for creating your own WEB pages, mail, and much more. Inc. **FREE INTERNET ACCESS.**

Most items are directly usable from the CD's

IN-TO-THE-NET

CD224
£19.99



Contains around 5000 erotic hand drawn images in the Japanese anime tradition.

This CD is of an Adult nature and should not be purchased by anyone likely to be offended by drawings depicting nudity and / or sex acts.


Includes images only suitable for persons over the age of 18.

ANIME BABES (18)

CD191
£19.99



Mick Davis's Cartoon Clipart is a new Amiga CD-ROM containing around 500 commissioned cartoon images, all of which can be used "royalty-free". Each image is stored as IFF, and all have been scanned at the highest possible resolution to ensure the best quality when printed. Supplied with a 30+ page printed index of each image. Every commissioned image on this CD is 100% original and does not/will not appear on any other CD-ROM.



MICK DAVIS' CARTOON CLIPART

CD235x
£19.99



The new Magic Workbench CD contains the largest collection of Magic Workbench Icons, Backdrops and tools ever compiled. Includes well over 5,000 Magic WB Icons, Over 600 specially selected Magic Workbench backdrops in 8, 16 and 256 colours, over 30megabytes of Workbench tools, gadgets, patches and desktop enhancer tools/utilities. The CD also includes Magic Workbench as well as many other items never before released on any Amiga CD ROM. If you want to update/enhance your existing Workbench 2 or 3 then this is the perfect Workbench add on CD ROM. This CD is only suitable for any Kickstart2/3 based Amiga's such as the A500+, A600, A1200, and A4000.



MAGIC WORKBENCH ENHANCER V2

CD187
£17.99

SEEDY ROMS THE HOTTEST AROUND

Adult Sensation is possibly the Amiga's largest selling adult title. It features over 4,000 high quality 256 colour images of the "adult" nature. Image viewers and converters are included for any Amiga. (OVER 18 ONLY)

(CD01) £19.99

Adult Sensation 2 not only contains 4,000 new colour images but also includes tons of adult related samples, adult music modules, tonnes of adult stories, black&white 70's photos, adult games and more. (OVER 18)

Reduced: (CD115x) £7.99 with any other Adult CD.

Sexy sensation, this CD contains around 2,000 specially chosen high quality BMP & GIF Images. Viewers & graphic converters are included for easy and quick access to any of the pictures on any Amiga. (OVER 18)

(CD169) £19.99

Adult Sensation 3D actually contains over 2,000 true 3 Dimensional colour images. 3D viewing software and top quality 3D glasses are also supplied. Available now! (OVER 18)

Rated 90%

(CD145) £19.99

Adult MENSation is a collection of unique images of the male body. This CD-ROM has been compiled to fulfill the hundreds of requests for a CD dedicated to the ladies. Very easy to use. Okay on any Amiga.

(CD164) £19.99

SCHATZTRUHE & GTI TITLES

Aminet set one	reduced!	19.99
Aminet set two	reduced!	19.99
Aminet set three		34.99
Aminet 16		12.99
Aminet 17		12.99
Aminet 18		12.99
Amiga Repair Kit CD		49.99
Amiga Developers CD		14.99
Print Studio Pro		39.99
Meeting at Pearls 4		9.99
Mods Anthology (4cd)		29.99

REPLACEMENT WORKBENCH

RWB8-2 - WB1.2 (2disks)	£8.00
RWB9-3 - WB1.3 (3disks)	£9.00
RWB10-3 - WB2.04 (3disks)	£10.00
RWB19-5 - WB3.0 (5disks)	£19.00

PRINTER DRIVERS

DRV5-1 - 100 Printer Drivers	£5.00
------------------------------	-------

CREATIVE AMIGA CD-ROMS


Personal Paint 7	29.99
Octamed Sound Studio	29.99
CD32 Network set 2	34.99
Personal suite	Reduced 19.99
The Learning Curve	19.99
DEM Rom	14.99
Light ROM4	29.99
Xi Paint 4.0	49.99
1078 Weird Textures	19.99
AGA Toolkit '97	9.99
Multimedia Backdrops	29.99
Sounds Terrific 2 (2cd)	19.99

HARD DRIVE SETUP SOFTWARE

SHS7-2 - A600 HD Setup & Install	£7.00
AHD7-2 - A1200 HD Setup & Install	£7.00

CD-ROM DRIVER SOFTWARE

ATP3-1 - Atapi IDE Drivers	£3.00
AAZ7-2 - Zappo/Arco Drivers	£7.00
SSS12-2 - Squirrel SCSI Software	£12



This superb highly rated Amiga CD-ROM World Atlas features flexible quick access to individual countries via continental maps, county list, capital or general index. Concise, informative county histories. Each country is supported by a series of maps depicting regional position, major cities, etc

WORLD ATLAS AGA


CD220x
£19.99



850mb	- £129
1.2gig	- £159
1.6gig	- £199
2.0gig	- £239
2.5gig	- £259
3.2gig	- £289

AMIGA 3.5" HARD DRIVES

(+P&P of £4)

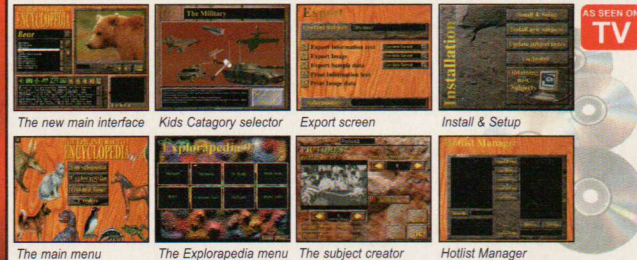


97% of registered users have rated the Encyclopedia 9/10 or higher.

"If any product deserves 10/10, this is it..."

Andy McMillan


We took everyone's valid comments with concern to the first release of the Encyclopedia and changed, modified updated the whole product to the extent that it now includes around 16,000 subjects. The new 1997 version of the Epic Interactive encyclopedia is available now, it features a superb new updated multimedia interface, hundreds of film clips, images, sound samples and subject information text. The 1997 version now supports a multitude of new features including: Colour images, Full-screen filmclips, National anthems, and a unique Inter-Act™ feature which allows you to interact with certain subjects like: Draughts, etc. A superb reference title for the whole family.



AVAILABLE FOR ALL AGA AMIGA's (with 4mb+ ram & Hard drive)

	EPIC ENCYCLOPEDIA	GROLIER	HUTCHINSON'S
PRODUCED IN	1996/1997	1993	1991
NO. OF PICTURES	4000+	?	1300
MADE IN THE	UK	USA	USA/UK
AGA INTERFACE	✓	✓	✓
UPGRADABLE	✓	✓	✓
NO. OF SAMPLES	200+	?	163
SEARCH MODES	3 EXACT, NEARBY, GEP	NORMAL	NORMAL
FILMCLIPS	✓	✓	✓
SUPPORTED	✓	✓	✓
MUSIC	✓	✓	✓
Inter-Act	✓	✓	✓
EURO-PEDIA	✓	✓	✓

*Requires an Amiga 1200 or 4000, a hard drive, a CD-ROM drive and 4mb+ of ram. (6mb ram recommended)



THE EPIC INTERACTIVE ENCYCLOPEDIA '97

CD262
£29.99

LIGHT-ROM 4 £29.99

The latest issue contains thousands and brand new objects for Lightwave™

LIGHT-ROM GOLD £19.99

Contains the best Lightwave™ 3D objects from LightROM issues 1, 2 and LightROM 3.

LIGHT-ROM CD-ROMS Both for £54.99

The Kara Collection™

is a professional and unique set of fonts, backdrops and tools for special effects in pictures, animations, titling and presentations. £34.99

KARA FONTS CD

Aminet Set 4 (Feb '97)

is a 4 CD set of over 4gig of Amiga software. This is the definitive collection of Amiga patches, games, tools etc. Inc Opus5.11

AMINET set 4 (£34.99)

We can help you with virtually anything when it comes to the Amiga, from PD software to CD's, Printer Drivers, Technical queries, transferring files from the PC and much more.

Please call before you visit... **> NEED SOMETHING? <**

Available Now!
A superb new VHS video featuring demo's of all our CD-ROM titles.
Order a copy now
Just £2.50 inc P&P

AGA Experience 3 contains 100% original AGA material including pictures, AGA demos, AGA games, and AGA tools. Most information runs direct from the CD.
AGA EXPERIENCE 3 (CD432 £12.99)

Reduced!
(CD10x £9.99)
AGA Exp. 2 Still available!

AMINET 18 (CD241) £12.99

Aminet 18 contains over 600mb of the very latest Amiga software, including games, demos, animations, music, tools, comms, patches, etc. Available for £12.99. Or just £10.99 through our subscription service.

Assassins Games Volume 4 contains 500 brand-new games, none have appeared on previous Assassins games CD's. All the games are ready to run directly from the CD. If you play games then take a look at this...
ASSASSINS GAMES 3 (CD408) £19.99

Choose any of the following CD-ROMs FREE with every £25 you spend!
Spend £25 choose one free CD
Spend £50 choose two free CD's etc.

SPECCY CD (V1.1) Hundreds of classic games. **FCD119**

5000 GIF PICTURES Thousands of colour photo's. **FCD429**

BCI-DTP TOOLKIT Fonts, Clipart and many tools. **FCD192**

TOOLS CD Hundreds of great utilities and tools. **FCD267a**

LSO COMPENDIUM 600mb of Games, tools & demos. **FCD18**

We Price Match with any other ad in this magazine.

Some are good, some are bad and some really are very ugly. **Andy Smith** checks out the games that are, of course, the...

Reader Games

And we love all of em, even the ugly ones. Reader Games is all about your contributions. Anyone who's interested in games will have sat down at some point and said to themselves "I can do better", and that's where this part of the mag comes in. All those readers who have had those thoughts and actually done something about it have the chance to showcase their creativity.

The idea of Reader Games is not to rate our readers' contributions however because we're not trying to help you make informed buying

decisions here, we're just offering our advice on how the games can be improved and tweaked – as well as giving credit where it's due.

So next time you're sat playing a game and you're thinking "Why have they done that? Why didn't they do it this way...", do something about it. It's not difficult – especially when there are some excellent ready made programming tools to help you out, such as *Blitz Basic* and *Amos* – all it takes is a bit of commitment and

dedication and bingo! A tremendous game is born. And if it's really good you're going to be in with a fine chance of winning our £50 prize!

If the lure of mega bucks isn't enough to inspire you then remember that we also pass on the games that we think worthy to Epic Marketing who take a look at them with a view to future publication.

Now, once you've read through the next few pages, get yourself a coffee and start working on that game that's been kicking around in your head for ages...

These purple 'things' push you all over the screen, mean 'things'.



MR UFO

AUTHOR: JOONA PALASTE
LANGUAGE: AMOS

Joona's no stranger to Reader Games having already had his game *Cubical Worlds* featured back in *AF87*. Despite my slagging off of *Cubical Worlds* ("Poor graphics, poor control and poor pacing don't do this simple puzzle and collect-em-up any favours."), Joona hasn't given up creating games. Thankfully.

Mr UFO is a little gem of a game. In a nutshell you're controlling a small ball which bounces/flyes around a screen. The aim's simply to collect a set number of boxes and move onto the next level but it's the controls that really make the game. There's gravity to contend with you see, pushing up causes you to

burn a bit of fuel and move in that direction, turn left and your ball's 'burner' moves left, press up again and you burn a bit of fuel and move left – eventually.

Fuel is not your only concern either, there are baddies to avoid and the baddies get erm, badder the further you get into the game. On the first couple of levels they only make a half-hearted attempt to come after you but later on they make a much more determined effort to get ya



You're that little blue ball near the sun.

and so the game becomes a chase around the screen as you attempt to grab the boxes and avoid the baddies. It works better than it sounds.


This is loads of fun to play – it's very tricky though and your life isn't made any easier by the smallness of your ball. Slightly less gravity, slightly slower baddies and a bigger main sprite are all this really needs to become something terribly addictive indeed.

AF

Verdict: Excellent controls turn a very simple game into something that's hard to put down. Loads of features and good pacing keep you playing and all *Mr UFO* needs is a couple of tweaks here and there. Commendable stuff Mr Palaste.

DENZIL'S FACE


AUTHOR: KERRY TORCHIA
LANGUAGE: AMOS



Another game that's based around a very simple idea and yet is very satisfying to play is this awful looking game called *Denzil's Face*.


Quite simply, you control a small yellow face by pressing the joystick right to turn clockwise and left to go anti-clockwise. There are random blocks that give you points when collected and bombs that kill when collided with. Simply survive as long as possible and amass as many points as you can. Easy enough eh? You'd think so...

Don't press any direction and the face falls straight down (if it hits the arena boundary you die however) and it's this feature that allows you



to move nearer and further away from the centre of the arena.

It looks dreadful and the sound isn't up to much but it's a whole heap of fun to play! Surprisingly, because of the lack of complicated controls, it actually takes a while to get the hang



Simply rotate the face left and right and pick up the blobs.

of – especially getting used to letting the face fall when you're at the top of the arena so you can reach the icons that are near the centre, and to make things really tricky you've got the increased speed the face rotates at, the further from the centre it is, to contend with.

It really is tough to play – Kerry could possibly slow it down to start with and then speed things up after say, a certain number of points have been scored. Obviously the graphics need a bit of work too!

AF

Verdict: Another well executed idea that looks a whole lot worse than it plays. Very simple controls that turn out to be very difficult to master makes this addictive and enjoyable.

WIZIO

AUTHOR: STEPHEN EABORN
LANGUAGE: UNKNOWN

This month's prize winner is one of the best we've seen in Reader Games for a long time. It's a *Mario* game – but on the Amiga – and it plays like a dream.

You're a little wizard chap (no surprise there then) who's trundling around a landscape collecting gold coins and at the same time avoiding baddies.

What makes it so good is the pacing of the game – the baddies are never unavoidable and there's a variety of them. There are loads of bonus objects to collect (using the old *Mario* fave of bashing your head on the underside of bricks to get the bonus to come out of the top) and there are loads of tricky areas to negotiate. You know – a gold coin on top of a pillar which is exactly the right distance away from the place you have to jump from to get to it. It's classic stuff but it's so well worked you just can't keep from playing it.

As well as gold coins to collect, your wizard chap has to seek out keys which allow him to move to different areas of the game. Again, it's the old fave – collect a key from one part of the landscape and then move all the way back the way you came to open the door you couldn't go through earlier.

Stephen's paid attention to just how all the sum parts of the game come together to make a



wonderful whole. Everything works just about right, from the smooth controls to the spot-on speed and placing of the baddies.

This may not be original but it's one

of the most professional Reader Games I've had the pleasure to look at for a long time. Beating the pants off some commercial releases that have tried, and failed, to capture that pure *Mario* gameplay feel. AF

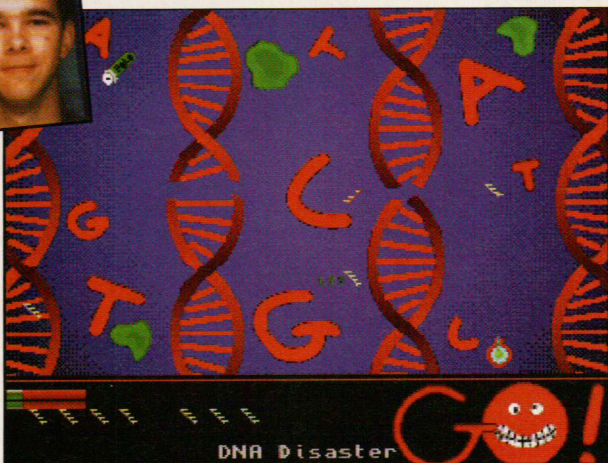

Very *Mario* and very playable. The action is smooth, the controls great and the pacing superb. A winner all the way.

Verdict: A cracking *Mario* clone that's a joy to play. There's very little I could recommend Stephen change apart from the annoying 'dump you to the CLI screen' when you've lost your last life making you reboot every time you want to play another game.

£50
winner

LAZER

AUTHOR: LEE ATKINS
LANGUAGE: AMOS



This was potentially great but a couple of silly little glitches spoil the fun. Details chaps, details.

because each screen is littered with things to avoid. A simple idea and one that

proves to be immense fun as you experiment with bouncing the laser around.

What Lee hasn't got quite right though is the amount of time you're allowed to complete each level – there really isn't enough. It's

difficult trying to decide where to put the mirrors, let alone get them all correctly positioned within Lee's crippling time limit. Should you fail to get the beam to its target the screen resets and you have to do the whole thing over again – fortunately you can keep trying as often as you like but it's just so annoyingly frustrating to be putting the last mirror in place only to have everything go and reset on you. The other main problem with the game is that the mirrors just don't seem to work sometimes – you put a mirror somewhere, fire the laser and the beam just goes straight through it. You can usually get around this by rotating the mirror first one way and then back to the orientation you put it down in in the first place. Curiously the beam will now go where you hoped it would. It's just a real shame these little things let the whole game down. AF

A couple of minor gameplay considerations could have made this a whole lot better. It's very similar to an old *Gremlin* game from years ago called *Deflektor* (a game that came out before even *Amiga Format* was born). The very simple idea is to position mirrors around a screen and use them to bounce a laser beam from its start point to its target.

The mirrors can be rotated to make the beam go in different directions which is handy

Verdict: Mostly well put together but there are a couple of gameplay points that take all the fun away. Simply giving the player more time would have made such a difference, as would making the mirrors work first time! Special mention for the tremendous sound.

TICKLE TWINS


AUTHORS: JAMES HAVERS
LANGUAGE: AMOS



Great graphics and good gameplay only slightly marred by baddies that are too speedy.

Tickle Twins comes very close to being very good and then goes and trips itself up by not paying enough attention to detail. This is something that a lot of Reader Games are guilty of and it's very disappointing when it happens.

This is a simple platform game that owes a lot of its charm to *Bubble Bobble*. You're a little chap who has to scamper around a screen of platforms picking up large diamonds and then delivering them to a door in the bottom left of



the screen. Deliver all the diamonds from the screen and you've completed the level. All the while you're avoiding the baddies that patrol around the screen because contact with any of



them (you start off just having to avoid the one baddie but more chase after you on later levels) causes death.

Simple, good looking fun. Or it would be if James had paid a little more attention to the speed of the game's sprites. It's all very well having fast baddies if your character is fast which, thankfully, James has done but there's no point having your character and the baddies so fast that the enjoyment is ruined. The baddie sprites in *Tickle Twins* are just too fast. The *Twins* bit by the way refers to the fact that the game has a simultaneous two player option and the *Tickle* bit refers to the fact that each of the twins is armed with a feather to ward off the baddies – a well timed tickle renders them

ineffectual for a couple of brief seconds (not long enough to be very effective in my humble opinion).

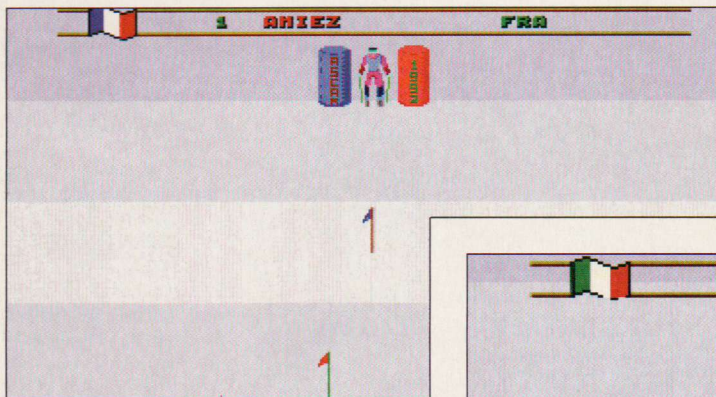
There is an option to slow the speed of both your sprite and the baddies down but this doesn't really solve the problem – those baddies are just too good at homing in on you quickly.

AF

Verdict: Could have been a lot better if the baddies were slower. Slowing the pace of the game down helps a bit but doesn't solve this fundamental problem. Everything else is groovy though – but the music is very, very twee.

SLALOM SPECIAL

AUTHOR: LUCIA CARMINATI
LANGUAGE: ASSEMBLER



It's very simple but very well done. There really needs to be more variety to keep your interest.

This is *Horace Goes Skiing* – but on the Amiga. It really is just a simple skiing game. You start at the top of the screen and have to negotiate the 20 odd gates as you travel down. The controls are very simple: a slight push left of the joystick and your character does a slight left turn, hold left a bit longer and your character makes a more severe turn. Push down on the joystick and your character goes a little faster (though not very noticeably) and pushing up puts the brakes on.

Complete the course by getting through the gates – miss even one and you're disqualified from the run – and you then get to do it all again with a different skier. Lucia has had the foresight to include more than one piste though


so once you get bored of one you can just ski down another.

And that's about all there is to it. It's not very adrenaline-pumping, but it is very well done. Your character flows nicely down the

slopes and is well animated. There is a severe lack of features though – even the snow is just boring strips of slightly different coloured greys.

The only real excitement comes when you're trying to beat your own records down the pistes but that doesn't really last for very long. Extra features and a couple of surprises are what's needed to add some spark.

AF



Verdict: Well put together and not bad to play but there's just nothing very exciting about this game. Sure, you could challenge a couple of mates to time-trial races but even then the fun's going to melt away very quickly.

FEDERATION

AUTHOR: GORDON MILLER
LANGUAGE: UNKNOWN


A contender for this month's £50 prize and a game that's certainly worth recommending highly is this home-grown *Elite* clone.

Gordon has concentrated on the trading and combat aspects of that great game as well as burying a good plot and loads of missions à la *Frontier* in there too.

GORDON MILLER'S
FEDERATION

START GAME
LOAD GAME
CREDITS
QUIT

There's loads to do in Federation and that makes it a game you'd play for ages and ages without getting bored. Nice one.





A small enemy craft (most looking like Tie Fighters from Star Wars) appears in your viewing window and you then move a cross-

hair around the screen firing your laser. Hit the baddies enough times and you destroy 'em. If they get too many hits on you (there are only audible clues that they're firing) you die. Simple but effective.

There are loads of commodities to deal in, loads of upgrades to buy for your ship and plenty of missions to give you a reason to actually go somewhere. Despite the lack of any kind of flying this is a great little game that you can keep playing and playing. Just like in *Elite* you'll start to believe in the game world and get sentimental about your character and ship. Fabulous stuff that just happened to come to us when there was an even better game to scoop the £50 prize.

AF

Buy goods from one space station and then take them to another space station to sell for a profit, and here's where Gordon has deviated from the plot a bit as you don't actually do any real flying. You simply pick your destination star. Hyperspace there and call up the local map to decide where you're going to dock. That's all there is to it unless you get jumped by pirates, the mafia or those pesky aliens the Nodrogs (Gordon backwards ho, ho). Then you're into the game's combat phase which is actually quite satisfying.



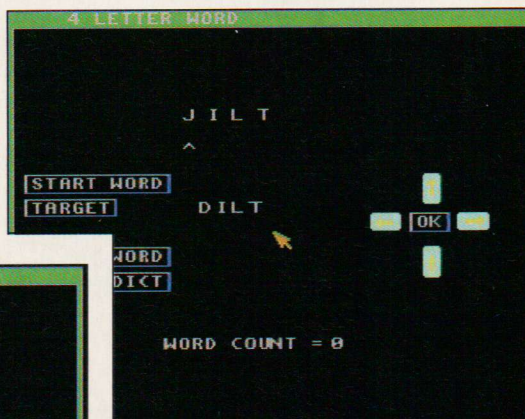
Time to load up on juice and go visit another star system. Sirius anyone? Why the devil not...

Verdict: A home-made version of *Elite* that only lacks the dogfights. Plenty in here to keep you playing for weeks and weeks and weeks. The only thing I'd have changed is the menus when you're in a spacestation – they could do with brightening up because dark text on dark backgrounds is very hard on the eyes. Hats off to you Gordon.

4 LETTER WORD

AUTHOR: M. KNIGHT
LANGUAGE: BLITZ BASIC

Here's an idea that nearly works but doesn't quite because too much is left to the player. *4 Letter Word* is all about those games you see in newspapers, where you have to get from one



A nice idea but there's just too much chance to cheat. Never assume a gamer has self-discipline.

word to another word by changing one letter at a time. Simple enough?

The problem with *4 Letter Word* is that you have to build up a

dictionary to get more than the game's initial ten words. This isn't so bad really but it is a bit annoying. And it's very easy to cheat, but as M says in the readme doc, if you've got to cheat then you're beyond help anyway.

What it does do well is not let you just change any letter sometimes. Suppose you want to change the T at the start of the word, sometimes the game won't let you so you have to change something else – this is actually a good point because it makes things just that little bit trickier.

What's not so hot is that the game doesn't give you a set number of changes allowed before you've failed. You can just keep changing and changing until you get there. I cheated loads by the way. But that's probably because I'm beyond help and couldn't find much fun in here. Sorry M.

AF



Verdict: A simple letter changing game that not only gives the player far too much control but isn't that much fun to play at the end of the day anyway.

MORE OF THE SAME PLEASE!

We love seeing your games! We love 'em so much we give a whopping £50 to the author of the month's best game. Not only that though, we send the month's best game (plus any others we think are worthwhile) to Epic Marketing who have a long hard look at 'em with a view to publishing them

commercially. Any games that we do send to them also win their authors' a fabulous Epic CD. A word of caution though, don't bother trying to slip any old PD game past us, we'll notice it and chuck it in the bin – after we've wiped the disk for good measure. When you are sending in your

submissions though folks, and this bit's important, make sure you include a contact address and make sure you let us know what language you've used to create the game (*Amos*, *Blitz*, *Assembler* or whatever), because it gives the other readers a good idea what the package can do and might

inspire them to get making games themselves. Oh, and if you could include a recent photo of yourself that would be great (don't worry, no one's uglier than us!). The address to send your stuff to, as usual is: Reader Games • Amiga Format • 30 Monmouth Street, Bath • BA1 2BW.

THIS MONTH IN

the internet magazine



.net

INTERNET EXPLORER 4

In-depth review of Microsoft's new browser

INTERNATIONAL PHONE CALLS FOR A PENNY A MINUTE!?!?

Use Internet telephony and cut your phone bill

GAMES PEOPLE PLAY

Win a fortune (possibly) with on-line gameshows

USING USENET NEWSGROUPS

Your complete step-by-step guide to Internet discussions

56KBPS ACCESS IS HERE... AND IT WORKS

Upgrade your modem and become part of the Internet jet set

PLUS

more expert advice for Net newcomers, try the Net for nothing with CompuServe, the next round of Internet regulation, more great Web site advice and another program-packed .net CD-ROM.

Everything, as they say, you could ask for.



ON THE DISC

- PHONE CALLS FOR AS LITTLE AS A PENNY A MINUTE
- PROTECT YOUR CHILDREN
- PLAY ON-LINE GAMESHOWS
- CREATE THE PERFECT WEB SITE

June issue on sale Thursday 29 May
£3.95 with CD-ROM • £2.95 without

<http://www.futurenet.co.uk/>

computer arts

The art, design and technology of the computer



IMAGE MANIPULATION ► 3D MODELLING ►

GRAPHIC DESIGN ► ILLUSTRATION ► MULTIMEDIA ►

WEB DESIGN ► DIGITAL VIDEO ► NEW TECHNOLOGY ►

SOFTWARE DEMOS, TUTORIALS AND REVIEWS ►

TOP DESIGNERS PROFILED ► DIGITAL ART

SHOWCASED ► LATEST NEWS & TIPS ►

Issue 8

on sale now

COMPLETE WITH PC/Mac CD-ROM
& FREE 32-PAGE MAGAZINE

GameBusters

Who cares about the election? So what if Hale Bopp won't be back for a few more years? There are more important things in life – like how to get infinite lives and cheat your way past the Boss on level two of your fave game! Read on...

VALHALLA AND THE FORTRESS OF EVE



That'll be the key that you get when you pour salt on the slug then. Obviously.

Vulcan's third speech adventure has proved to be very popular with you chaps and thanks to Vulcan themselves we're now able to bring you the complete solution to the game – er, but in two parts because it's a bit too big to fit in one issue! Don't despair though folks, the second and final part will be in *Amiga Format* Issue 100 (Corks!).

LEVEL ONE

Firstly you need to pick up the dog collar, the seed, the combination note and the piece of cheese. Find the levered door and gain access to the tomb of Reverend Squint. Put the dog collar on the tomb (nothing's going to happen immediately, so don't worry). Search this area and take the honeycomb, the pins and needles and the nursery rhyme.

▼ Find the levered door that gives access to the area with the slug. Take the bread, bowl of sea water and the shoe. Put the sea water on the stand over the camp fire. The water disappears and you're left with the salt, so take that. Put the salt on the slug. Take the key that is revealed. Find the chest that the key opens and take the spectacles. Put the spectacles on the tomb of Reverend

Squint. Take the rose petals and put them in the tub of distilled water. Take the potion of perfume.

▼ Drink the perfume to allow you to put the seed on the compost heap. Take the opium poppy and put the poppy on the stone of autumn. Take the seed head. Give the seed head to the chemist and then take the morphine that's left. Give the morphine to the goblin and he gives you a key for the locked door. In here you will notice a mouse hole. Put the cheese outside the hole and take the mouse. Take the wine and read the book of the druids. Open the locked door and put



Harold's yellow arrow proved to be a faithful friend during its short life.

the pins and needles on the altar of discomfort and take the numb potion.

▼ Take the piece of paper with NOITNETNOC FO ENOB and take the piece of paper that says you're beautiful. Put the bread and wine on the Eucharist altar. Take the silk worm. Put the silk worm on the mulberry bush and take the silk. Put the shoe and the silk on the tomb of Cobbler Cloth. Take the invisible potion and drink it so that you can take the



Harold found a yellow arrow and made it his pet. It died because he didn't feed it though.

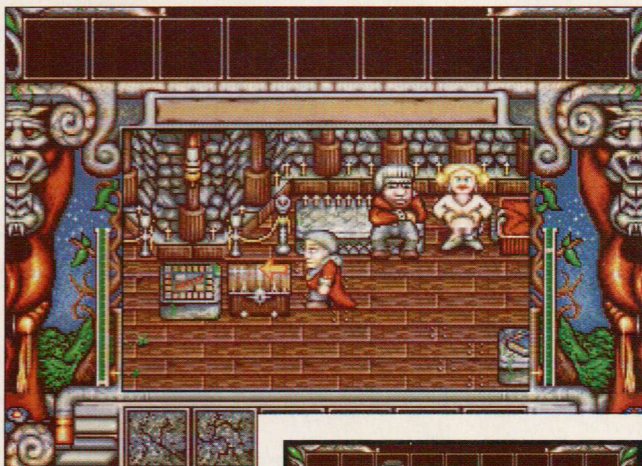
"Take the honey and give it to the peasant woman with the sweet tooth."

sapphire from the tomb that shouted "I can see you!". Drink the numb potion as this allows you to get close enough to the beehive to put the honeycomb on top of it. Take the honey and give it to the peasant woman with the sweet tooth. She will give you a clock key. Use the clock key on the clock so that the hands move and then put the mouse on the altar in front of the clock where the mouse will be exchanged for an hourglass.

▼ Put the hourglass on the altar with the weight suspended over it, operate the lever and take the grain of sand. Put the grain of sand in the oyster and take the pearl. Put the pearl in front of the peasant who can't speak then look at it – the curse is lifted and he gives you a quiet potion. Drink the potion and take the sapphire from the tomb that shouted "I can hear you". Put both of the sapphires in place on

Continued overleaf →

◀ either side of the chest. Take the backwards potion. Stand and face one of the arguing peasants, drink the backwards potion and look at the piece of paper with the odd phrase written on it. The words say 'bone of contention'. The peasants say "Ah-ha", the bone disappears and is replaced by a door key that fits the locked door.



Harold enjoyed showing off his arrow (above) to his best friends. Apparently, Florence (right) took to her bed after the Crimean War and stayed there even though there was nothing wrong with her.



▼ Take the mistletoe and read the book about Pan. Put the mistletoe on the oak tree stump, take the large empty carrier and fill the water carrier with water from the water tub. Put the filled water carrier on the stone of Aquarius and take the birth chart. Give the chart to the astrologer and he'll give you a fish. Put the fish on the pool of pieces and take the staff covered in seaweed. Put the staff on Poseidon's statue. The statue disappears and the staff is exchanged for some earth. Put the earth on the hole that blocks the exit. Take the Beetle and piece of Iron. Open the door with the lever and take the milk bottle. Put the empty milk bottle behind the maid and tell her she's beautiful. The maid giggles and sloshes her milk about which fills up your milk bottle. Take the full bottle and put it in the butter churner. Operate the button and take the resulting butter. Put the butter on the bread in front of the peasant man and take the cold potion. Drink the cold potion and operate the levers as outlined in the combination note (if the first card is a two, then the first lever should be up to denote higher than two. If it's a king then that lever should be down to denote lower than a king). When the safe opens, take the corn. ▼ Put the corn on Demeter's statue and the statue disappears and the



Actually this is where you get your salt to pour on the slug.

corn is exchanged for a daffodil. Put the daffodil and horseshoe on the tomb of Blacksmith Spring and take the fleece. Put the fleece on the spinning wheel and take the wool. Give the wool to the peasant woman and she'll give you a white scarf. Put the beetle on the altar with weights suspended over it and operate the lever so that the beetle gets crushed. Take the cochineal and put it in the clothes washing tub. The water turns red (as it would). Put the white scarf in the tub and then take it out when it has turned red. ▼ Give the red scarf to the fortune teller and she'll give you a broken mirror. Give the broken mirror to the suspicious peasant woman whereby she screams and disappears enabling you to operate the lever. Take Pan's birth certificate and put it on the map of Arcady. Take the reed pipes and put the pipes on Pan's throne. The last lock opens and you can move onto...

"Put the beetle on the altar with weights suspended over it and operate the lever..."

you'll find a doorkey. Open the correct door and take the sieve, jigsaw piece and sheet music. Put the sieve on the prospector's pool and take the gold nugget. Put the nugget on the stone engraved with the AU symbol. ▼ Take the gold trinket and put it on the magpie's

nest where it's exchanged for the key for the first gargoyle. Put the pepper on the key on the table where the village idiot says you can't have it and he'll sneeze it into the bush. Get the key and find the correct door and put the orange on the juice squeezer and take the orange juice. Take the chest key and the piece of paper that says "Er, yes". Find the correct chest and open it and take the bilingual pill – when you take the pill you say "Bonjour mon amie" once. You want to say this to the French tourist and he wakes up. Take the love letter and give it to the journalist who'll give you a newspaper.

▼ Speak to the librarian and when she says "Do you want to join?" you can say "Yes". She replies "You'll need some ID". Give the newspaper to the groom and he'll give you his wedding ring. Put the ring on Henry VIII's monument and take the clever pill. When you eat the pill you'll say "I love quantum physics" once. You want to say this to the mathematician and he wakes up and you can give him the homework so he can correct the mistakes. Give the new homework to the teacher and take the door key. Find the correct door and give the bat to the boy who asks for it.

▼ Take the map of Avalon, the jigsaw piece and the door key. Put the map of Avalon on the monument of King Arthur and take the fishing rod. Now put the fishing rod on the angling pool

LEVEL TWO

Take the hat, jigsaw piece, coin and the bucket with something inside it. Put the bucket to the left of the barrel of water and operate the tap. Take the door key and open the door and take the strength potion. Drink the strength potion and lift up the log and give it to the woodcutter who'll give you a plank. Use this plank to cross the bridge. Take the pepper, the bowling ball, the gas lamp and the orange. Put the orange on the Florence Nightingale monument and take the oil of cloves.

▼ Give the oil to the boy with toothache and take the homework. Give the homework to the teacher – who won't accept it and says "That's wrong". Go back to the boy again and




And this is the very slug that's about to have the salt poured on it. An unpleasant way to go...

HELPING HANDS

LEGENDS

I've been playing the game *Legends* for ages and just can't seem to get past the first level. Can you please help?

Rose Allcroft
Newcastle-upon-Tyne



No sooner said than done Rose.

Try these codes:

Chinese World	PEOJNCPC
English World	MHNJOPNC
Egyptian World	MKMJJCIB
Spacial Ship	MKLJKBLB

Go wherever you like in Legends thanks to these handy level codes.

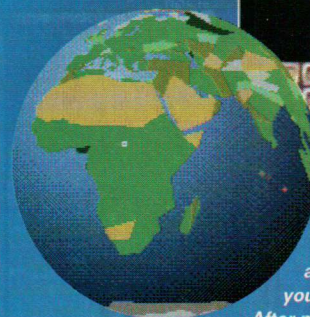
UFO

Is there a cheat for the game *UFO* where you can get some more money?

Alan Potter
Lytham St Annes



An alien learns the hard way not to mess with a laser rifle.



There is Alan, but it's a bit fiddly and involves playing around with save game files. If you feel up to it, try this:

After playing the game for a while and building up your stores, save the game. Now quit the game and go into your current save game directory and make a copy of the *base.dat* file. Now boot the game back up and sell everything you have or transfer stores (not ships or personnel though) to other bases.

Now save again and quit. Next, replace the *base.dat* file with the copy of the original that you made earlier. Now, when you go back to the game you'll have all the money from the sales plus all the equipment you sold and if you transferred anything, those items will arrive shortly. Continue the above procedure as often as you like! There you go, loadsadash.

Continued overleaf →

ATR

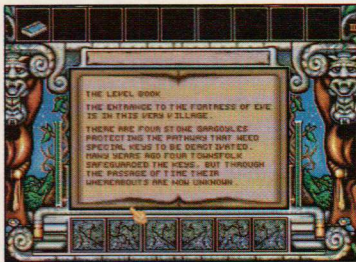

Here's a handy hint for Team 17's little racer:

In order to play the later tracks in two player mode you first have to reach them in a single player game. Once you've done that, lose a race and enter your name as *ATR*. Now go back to a two player battle and you can select any of the otherwise hidden tracks.

Pete Marsh
Solihull



Team 17's *ATR*. Now you'll be able to access those hidden tracks, thanks to this tip.



Some light reading between stages never goes amiss. It's not very exciting though...

and take the fish. Give the fish to the fishmonger and take the chest key. Open the right chest and take the bottle of cyanide. Put the cyanide on the altar with the poison sign and take the fearless potion.


▼ Drink the potion and the prince will go near the altar with the treble sign, guarded by the dog. Put the sheet music on the altar and take the key for the second gargoyle. Open the locked door with the door key and take the jacket and the piece of paper with $E=MC^2$ and another door key. Put the paper on the monument to Einstein and take the cube. Put the cube on the altar with the square root sign and take the chest key. Open the chest and take the stone deaf potion. Drink the potion and you'll be able to get near the busker. Put the coin in and take the tankard. Fill the tankard with ale from the barrel and give the full tankard to the jailer - he'll drink the ale leaving an empty tankard but nothing else will appear to happen. Open the correct door with the key and take the nightcap, jigsaw piece and sunflower seed.

▼ Put the nightcap on the monument to Wee Willie Winkie and take the sleeping powder. Put the sleeping powder in the barrel of ale and refill your tankard. Give the drugged ale to the jailer and he'll fall asleep this time. You can now take the key from the table and unlock the chain to allow the prisoner to escape. Notice a note on the floor. Go to the tree stump by the angling pool and take the forged passport. Give the librarian your ID and she gives you a book called



Professional Bowling. Put the sunflower seed in the plant pot and take the sunflower. Put the sunflower on the monument to Van Gogh and take the shoes. Give jacket and shoes to the small boy and take the 'guy'. Put the guy on the bonfire and light it with the lit match. Take the resulting ashes. Put all four jigsaw pieces on altars and take the playing card. Put the playing card, orange juice, ashes and recipe book in the magic cooking pot and take the bowl better potion.

▼ Drink the potion then drop your bowling ball on the bowling table and take the silver trophy. Put the silver trophy on the altar inscribed with the Ag symbol and take the key for the third gargoyle outside Eve's door. When you insert the key to the third gargoyle a truffle appears. Put the truffle in the trough by the pig and take the door key.

▼ Take the stamped addressed envelope and insert the envelope into the letter box. The chest beside it will now begin to open so take the book of nonsense. Put the book on the monument to Edward Lear and take the strait jacket. Put this on the monument to Houdini and take the 1984 calendar. Put the calendar on the monument to George Orwell and take the key for the fourth gargoyle. Insert the key and you're onto level three. Exactly what you do on levels three and four will be revealed in next month's *GameBusters*. True story. 



Time for a chat with a member of the local populace. And why not eh?

WORMS

THE DIRECTOR'S CUT

Here are some top tips from **Richard Moss** of *Bradford on Avon*.
Try typing these words in:

PONG
NUTTER
MAGNET
SUPA SHOPPER

This turns the bouncy title ball OFF.
Puts land mines everywhere.
Title ball is magnetised (no effect during the game though).
When playing the game there are loads of crates filled with loads of supa weapons (watch out for the Priceless Ming Vases – they're lethal!).

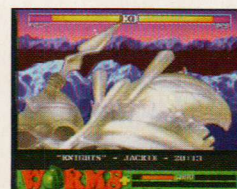

GRAVITY

Title ball is affected by gravity (no effect during the game though).
Changes title ball to something else.

BOING

Worms can jump super-high.
No-one can move.
Turns the title music on/off.

RED BULL
ARTILLERY
MUSIC



Use the
codewords to
make the game do
silly things!

BOGRATS




Fancy getting unlimited bombs and lives? 'Course you do. Here's how you do it:

Press the space bar to gain access to the main controls and then type 7EVEN (Return). Thanks go to **Eddie Ivanov**, via the Internet for that one.

Never run out of bombs again thanks to this very handy *Bograts* tip.

CAPITAL PUNISHMENT



Maria regretted not knowing the locals reacted badly to burping at the table...

To access your character's special moves press the fire button three times followed by a direction. The moves vary for each player of course, but experiment and you should be able to pull the special moves off very easily. Try 'fire, fire, fire and down' for Corben Wedge's crushing body roll move for example.

Thanks again to **Eddie Ivanov**

TINY TROOPS

Eddie's to thank for this one again:

On the troop selection screen, move the mouse pointer to the top left of the screen and type a two digit number (02, 03, 05, 07 and so on) and you'll go straight to that level. Neat.



HELPING HANDS

BANE OF THE COSMIC FORGE

Alan Potter is also having problems with *Bane of the Cosmic Forge*, he writes:
"...There is a point in the game when I come to a draw bridge, there is a panel which has a Spring Winder, Autocoil Wrap, Transcux Pump, Truss Drivers and a Safety. If you use them in the right order then the drawbridge is supposed to fall. I can't seem to do it. Do you know the order?"



Now then young man, let's talk about the disgusting state of your room.

We do indeed, Alan. When you get to the control panel (which is rusted so you must use the Mystery Oil). The correct sequence is as follows:

Safety, Pump, Coil, Truss, Safety, Winder. The drawbridge should now lower.

CAPTIVE

I am writing to you as a last desperate attempt to get help for that 'classic' game *Captive*. I have reached level three on mission two on the planet Phooei and have searched everywhere for the codes for the secret doors and rooms. Please help!



J.M.Frame
Huntingdon

If only I knew the codes for the bases in mission two... Hurrah for AF!

Ok J.M. Here are the codes for the bases in mission two:

MASGOT	TR	BL	TL	BR
TRAPHET	TL	BL	TR	BR
PHOOEI	TL	TR	BL	BR
SODCKET	BL	BR	TL	TR
ZAITET	TL	BR	TR	BL
QUELOSOD	TL	TR	BL	BR
SALDET	BL	TL	TR	BR
MIEUSIA	TL	BL	TR	BR
PASDET	TL	TR	BL	BR
LEATOD	BR	TR	TL	BL

Bear in mind that there is a bug in most versions of the game that prevents you from opening a wall that is supposed to open (this is on the level you're on – Phooei). Above is the clipboard that you need, number 15099.

LEND A HAND

If you're having trouble with a particular game or have a solution to a question in the magazine, don't keep it to yourself, write it down or send it in on a disk and we'll do our best to print it.
HELPING HANDS Amiga Format • 30 Monmouth Street
• Bath • BA1 2BW

PRINTERS
CITIZEN ABC COLOUR
129.99
HIGH QUALITY
24 PIN
CANON BJC 4200
224.99
SUPERB ALL ROUND COLOUR INKJET

PRINTER LEAD - 1.8 METERS4.99
PRINTER LEAD - 5 METERS10.99

WE STOCK A WIDE RANGE OF PRINTERS AND
GENUINE ACCESSORIES FOR CANON, CITIZEN, EPSON,
HEWLETT PACKARD, LEXMARK AND PANASONIC

CONTROLLERS
ALFA MEGAMOUSE 400 ... 13.99
400 DPI, 2 MICROSWITCHED BUTTONS

QUICKSHOT 137F
PYTHON ...11.99
WITH AUTOFIRE

LOGIC 3 JOYPAD
9.99
DUAL SPEED AUTOFIRE

JOYSTICK EXTENDER CABLE
FOR AMIGA (3 METERS)7.99
JOYSTICK SPLITTER CABLE FOR AMIGA7.99

FREE WHEN YOU BUY ANY ITEM AT THE
SAME TIME AS JOINING OR
RENEWING FOR ONE YEAR OR MORE

**THREE AMIGA
GAMES FREE**
Skidmarks, Steve Davis Snooker
and Football Director 2

OR
FOUR A1200 GAMES FREE
Lemmings, Trolls, Rome & Civilization

OR FREE FOOTPEDAL
Designed to work in conjunction with
joystick or steering wheel. Ideally
suited to driving & flight games.

ABSOLUTELY FREE
Other offers available - please call. Overseas members
add £2 carriage. All offers subject to stock

9.30am to 8pm Mon-Sat
10am to 5pm Sunday & Bank Holidays
01279 600204
OR Fax 01279 726942 (we'll fax back)
HEAVY discounts HUGE range
Credit terms subject to status
Great Prizes To Be Won

**Special
Reserve**
Live @ <http://special.reserve.co.uk>

Check out the enormous
Special Reserve Internet site
@ <http://special.reserve.co.uk>
On-line, easy-to-use, secure ordering
via Internet with free fast delivery.
The home of Fantasy Formula 1,
your chance to win a PlayStation.

Look around our vast range of
software & hardware items at
our Special Reserve club shops
Over 2,000 items stocked
Our HUGE club shops are situated
in Sawbridgeworth, Chelmsford and
now Bristol.

A500 Software
(HDI) = HARD DRIVE REQUIRED

B17 FLYING FORTRESS14.99
BIG 100 (SHAREWARE GAMES)3.99
CANNON FODDER10.99
CANNON FODDER 213.99
CENTERFOLD SQUARES4.99
CHAMPIONSHIP MANAGER 2 96/9721.99
CHAOS ENGINE 2 92%23.99
COLONIZATION13.99
COLOSSUS CHESS X (NO12)4.99
COVER GIRL STRIP POKER11.99
CRICKET CAPTAIN (NOP)3.99

CRICKET COLLECTION VOL 1
INT'L ONE DAY CRICKET, TEST MATCH
CRICKET, BATTLE FOR THE ASHES14.49

CRICKET COLLECTION VOL 2
WORLD CLASS CRICKET, 2ND INNINGS,
DATA DISK 94/959.99

CRICKET MASTERS13.99
DAILY DOUBLE HORSE RACING4.99
DELUXE PAINT 34.99
DESERT STRIKE11.49
DOG FIGHT9.99
DUNE 2 - BATTLE FOR ARRAKIS12.99
EURO LEAGUE MANAGER 2MB15.99
F1 MASTERS13.99
F17A NIGHT HAWK9.99
F15 STRIKE EAGLE II13.99
F19 STEALTH FIGHTER14.99
FIFA INTERNATIONAL SOCCER16.99

FOOTBALL COLLECTION VOL 1
CLUB FOOTBALL, CLUB AND COUNTRY,
WEMBLEY INT'L SOCCER16.49

FOOTBALL DIRECTOR 24.99
FOOTBALL GLORY4.99
FOOTBALL MASTERS13.99
GRAHAM GOOCH WORLD CRICKET9.99
GULPI15.99
GUN FURY15.99
GUNSHIP 200013.99
HOME ACCOUNTS3.99
KINGPIN5.99
MICRO FRENCH (8 TO ADULT)22.99
MICRO GERMAN (8 TO ADULT)22.99
MICRO MATHS (11+)22.99
MINKIES FURBALLS: THE ABDUCTION15.99

NEO COLLECTION
BLACK VIPER, THE CLUE,
SPHERICAL WORLDS15.99

NIGEL MANSELL'S GRAND PRIX3.99
ORGANISER22.99
ORGANISER 234.99

A1200 DESIGN PACK
DESIGN & PRINT PACK FOR A1200
CONTAINS WORDSWORTH 2.0,
DELUXE PAINT IV AGA, PRINT
MANAGER, OSCAR & DENNIS9.99

CD32 Games
ACID ATTACK COMPILATION
GUARDIAN, ROADKILL, SUPER
SKIDMARKS14.99
ACTION PACK VOL 1
LEGENDS, FEARS, GLOOM14.99
ARCADE POOL7.99
FIELDS OF GLORY5.99
GUARDIAN4.99
JAMES POND 34.99
KINGPIN6.99
ROAD KILL9.99
SPEEDBALL 24.99
SPERIS LEGACY12.99

BOOKS
AWESOME SNES SECRETS 39.99
COMPLETE IDIOTS GUIDE TO THE
INTERNET19.99
DUNGEON MASTER HINT BOOK3.99
INDIANA JONES AND FATE OF ATLANTIS
HINT GUIDE, SPECIAL RESERVE
CLUB VERSION3.99
MORE C++ FOR DUMMIES26.99
PLAYSTATION SECRETS,
STRATEGIES AND SOLUTIONS15.99
SECRET OF MONKEY ISLAND 2
HINT BOOK6.99
SECRETS OF FRONTIER ELITE 29.99
SECRETS OF SIMCITY 20009.99
SEGA SATURN UNAUTHORISED
GAME SECRETS13.49
SPECIAL RESERVE BOOK
OF 1001 CHEATS1.99
UFO (XCOM) STRATEGIES AND
SECRETS13.49

A1200 Software
ACID ATTACK COMPILATION
GUARDIAN, ROADKILL,
SUPER SKIDMARKS16.99

ALIEN BREED 3D8.99
ALIEN BREED 3D 219.99
CHAOS ENGINE 223.99
COLONIZATION14.99
FEARS9.99
FIELDS OF GLORY13.99
FIGHTIN' SPIRIT 85%9.99
GLOOM DELUXE21.49
GUARDIAN11.99
KINGPIN5.99
LEGENDS15.99
MINKIES FURBALLS: THE ABDUCTIONS15.99
PINBALL PRELUDE17.49
PREMIER MANAGER 35.99
SIMON THE SORCERER15.49
SLAM TILT19.49
SPERIS LEGACY17.49
THEME PARK16.99
UFO - ENEMY UNKNOWN13.99
WORDSWORTH V524.99
WORDSWORTH V6 (3MB RAM)34.99
WORMS - THE DIRECTORS CUT18.99

AMIGA PARTS
COMMODORE AMIGA
POWER SUPPLY27.99
IDEAL REPLACEMENT FOR A500,
A500+, A600 AND A1200

**EXTERNAL DISK DRIVE FOR
AMIGA OR SX-1**47.99

**EXTERNAL 28.8 FAX
MODEM**69.99
SMALL COMPACT DESIGN, COMPLETE WITH
CABLES, INTERNET BUNDLE AND FREE
STARTER GUIDE

**ANTI-SURGE 4 WAY
TRAILING MULTI-PLUG**24.99

**ANTI-SURGE 6 WAY
TRAILING MULTI-
PLUG**29.99

INTERNAL DISK DRIVE FOR A1200/A60039.99
INTERNAL DISK DRIVE FOR A50039.99

170MB 2.5" INTERNAL HARD DRIVE79.99
4 MB RAM EXPANSION 72 PIN, 70 Ns SIMM19.99
8 MB RAM EXPANSION 72 PIN, 70 Ns SIMM34.99
SIMM'S ARE NOT SUITABLE FOR ALL AMIGAS PLEASE CHECK

JOYSTICK EXTENDER CABLE7.99
MONITOR LEAD - AMIGA TO CM8833 OR 1084S10.99
NULL MODEM CABLE (25 PIN, 1.8 METRES)11.99
SCART LEAD - AMIGA TO SCART TV10.99
SCART LEAD - CD32 TO SCART TV10.99

BLANK DISKS
PACK OF 10 MAXELL DD 3.5" DISKS6.99
WITH FREE DISK BOX
PACK OF 50 MAXELL DD 3.5" DISKS18.99
3.5" FLOPPY DISK HEAD CLEANER6.99

All prices include VAT and carriage to MOST UK mainland addresses.
WE ONLY SUPPLY MEMBERS BUT YOU CAN ORDER AS YOU JOIN.

TRIAL MEMBERSHIP ONLY £1 (1 MAGAZINE)
ONE YEAR MEMBERSHIP £7.50 (UK) £10.00 (EC) £12.00 (WORLD)
Buy one item as you join for a year and we'll give you a choice of great FREE gifts.
Over 300,000 people have joined and Special Reserve has 80 dedicated
staff. Members are under no obligation to buy anything. Our regular club
magazine contains a staggering selection of products, many at below trade price.
Hundreds of pages of information on our internet site at www.reserve.co.uk.
Amazing club shops at Bristol, Chelmsford, Sawbridgeworth, Herts & Bristol, Avon.
PC repairs & upgrades at Sawbridgeworth (e.g. your 486 to Pentium by mail).
No Quibble return policy £4 min or 2.5% - see the club magazine for details.

Overseas orders must be paid by credit card
Hardware items (battery or mains) are only supplied to the UK mainland
Overseas surcharge £2.00 per software item or 25% on other items

(BLOCK CAPITALS please) AMIGA FORMAT

Name & Address

Postcode

Phone No. Machine

Enter membership number (if applicable) or
MEMBERSHIP FEE (ANNUAL £7.50)

Item

Please use this box to add any optional fast delivery charge
1st Class Post 50p per posted item or £3 hardware

ALL PRICES INCLUDE UK POSTAGE & VAT
Cheque/P.O./Access/Creditcharge/Switch/Visa £

CREDIT CARD

EXPIRY DATE SIGNATURE SWITCH (ISSUE NO.)

Mail Order address. Cheques payable to:
SPECIAL RESERVE
P.O. BOX 847, HARLOW, ESSEX, CM21 9PH
Inevitably some games listed may not yet be available. Please phone to check availability.
SAVE - Saving off full retail price. Inter-Mediate Ltd. The Maltings, Sawbridgeworth, Herts.
Prices may change without prior notification. Sent to press 18/5/97 E & O.E.

NEW PHONE NO:
01604 499934
NEW FAX: 01604 499934
NEW ADDRESS:
Clocktower House,
17 Clocktower Court,
Northampton, NN3 8YP



**Hardware &
Technical Support**
01623 455398

E-mail: direct-software-uk@msn.com

**JUNE
MEGASALE**

20% OFF ALL SOFTWARE
with over 500 titles new and old including CD32

WAIT

DON'T SELL YOUR
AMIGA YET!
WE WILL UPGRADE
YOUR A1200/A4000 TO
A POWER AMIGA.
CALL TO SEE HOW
MUCH YOU CAN SAVE...

POWER AMIGA

FOR ONLY
£1,499

POWER

8x SPEED CD ROM

POWER

1 GIG HARD DRIVE

POWER

22 MEG RAM

POWER

14" MONITOR



POWER

ZORRO SLOTS

POWER

3D CHIP

POWER

64 BIT

POWER

060 PROCESSOR

The Power Amiga is now here! Supplied ready to use with a CD Rom, 3D chip and plenty of RAM. Finally, an Amiga that comes with everything you need to create stunning work whatever field you choose - Graphics, Editing, Music Etc...

Fully compatible with existing Amiga software. And of course, a whole wealth of software written especially for the Power Amiga including Direct Software's own "Haunted" along with the full backing and support of the creators of Valhalla - Vulcan. Very soon we also have some titles being converted to the Amiga including 'Phantasmagoria' which is a 7 CD Mac adventure along with numerous serious titles - watch this space for more details...

As well as allowing use of brand new software, the Power Amiga will improve your existing software in both speed and aesthetic quality.

No other machine can stand up to the power of Power Amiga!

95 MARLBOROUGH ROAD
KIRKBY-IN-ASHFIELD
NOTTS NG17 7HR
e-mail: smflowers@innotts.co.uk

SD DIRECT
SOFTWARE

**CALL NOW TO
ORDER YOUR
POWER AMIGA
TEL: 01623 455398**


PD Select



Watch out here for the stripy vent. Just when you're least expecting it, it flies open and releases a spinning missile. Then that's it for you - game over!



Make sure you avoid the walls - although that's easier said than done - because they don't look like walls at all.



Listen out for the woman with the husky voice. She'll tell you when it's time to land. That's the runway there.

TORQUE

ByShoah
WareFreeware
PD LibraryOnLine PD
No of disksOne
Price.....75p + 75p p&p

When I was a youngster, my monthly trips to the hairdresser were invariably followed by a stroll to the local newsagent's, where I would purchase a copy of the then excellent *Computer & Video Games*. My pocket money practically exhausted, I would happily toddle home to catch up with the latest developments in micro computer entertainment.

Unfortunately, owning an Acorn Electron at the time, I only occasionally stumbled across a review of a game which I could actually buy. Many of the winners of the coveted Game Of The Month award only ran on the Spectrum or the Commodore 64. So it was with *Uridium*, a game which was so good that *CESVG* saw fit to feature it on the magazine cover.

For the benefit of those who did not experience the golden years of computer games, I should perhaps explain that *Uridium* was a blisteringly good shoot-em-up, programmed by Andrew Braybrook (latterly of *Rainbow Islands* fame). The game boasted impressive scrolling action and offered a considerable challenge to all but the most hardened of gamers.

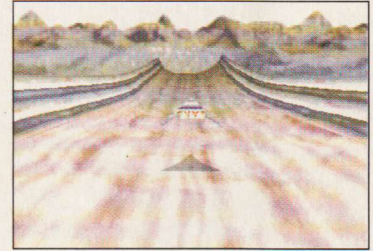

Thanks to Shoah it's now possible to relive *Uridium* on your Amiga. The "Swim Around In Circles Mix" release of *Torque* is a playable but incomplete game, which is soon to be followed by a considerably enhanced version. There are a few bugs, but this is still an enjoyable blast-fest, just as tough as *Uridium*.

With pleasing graphics and some nice sound effects, *Torque* is as slick as it is addictive. I await the "Big Mix" with baited breath.

SLIPSTREAM DEMO

ByNiki Hemmings &
Richard Whittall
WareFreeware
PD LibraryPD Power
No of disksOne
Price.....50p + 75p p&p


Dave Cusick trawls through the PD mailbag to bring you another helping of affordable excellence.




Wipeout-style texture-mapping for the Amiga with *Slipstream*.

Games making heavy use of texture mapping are all the rage these days on PC and high-tech consoles. But the Amiga has always struggled to handle the calculations involved, at the sort of speeds necessary, to produce impressive results.

But with dedicated Amiga owners opting for increasingly powerful processors, there have recently been several attempts to produce genuinely stunning texture mapped products. Hot on the heels of Amiga *Quake*, comes this attempt to emulate the blisteringly fast PlayStation hit *Wipeout*.



You'll only be able to fully appreciate the light-sourced 3D graphics, shadows, tunnels and translucency if you have a powerful Amiga. Yet another reason to upgrade!



They're coming to get you! Keep calm and just keep on munching.



Choose whether to play on your own or with a friend...



...what music you're happiest munching along too...



...or indeed if you want any music playing at all.

Under the working title of *Slipstream*, this playable early demo shows just what faster Amigas are capable of. Three executables are included on the disk, each running the game with a different pixel size. The 2x2 version produces acceptable results even on an 020 machine, but for the 1x2 and 1x1 versions, which use a freely available chunky to planar graphic conversion routine by Peter McGavin, at least an 030/50 is recommended. Although several screenmodes are currently supported they all require the AGA chipset.

Features already present include some excellent light-sourced 3D graphics, shadows, tunnels, and translucency effects. At the moment though it is unclear whether *Slipstream* will ever be finished. I would strongly suggest every Amiga owner who would like to see their machine running a *Wipeout* clone to get hold of a copy of this demo version, try it out for themselves, and then contact the authors to show their support.

PACMAN 96

ByAlcatraz
WareGiftware
PD LibraryPD Power
No of disks.....One
Price50p + 75p p&hp



Choose your effect from the floating menu. Here you can see we've got Blue Rainbow.

As with *Creepy Crawlies*, this is a title which is utterly devoid of originality but is nevertheless terrifically good fun to play.

Coded by an Austrian group in C++ and Assembler, *PacMan 96* is an extremely system friendly program. It multitasks quite happily, running on an ordinary draggable screen or even in a Workbench window. All screenmodes and graphics cards are supported and the game can simply be dragged to a hard drive partition from where it will run with no problems whatsoever. The concentration on making the game so obedient has not, however, been at the expense of colourful graphics or marvellously smooth gameplay.

Not since *Snapper* on my old Acorn Electron have I enjoyed playing a *PacMan* clone this much – indeed, with a wealth of options too, this may well be the best I've ever played. There are several tunes available, or you can opt to play without music altogether, or even without the traditional munching sound effects. You can play with a friend in the non-simultaneous two-player mode, and you can even create your own levels should you feel the ones supplied are too easy. Your preferred settings can be saved to disk, and the high-score table is automatically saved for posterity.

Since the game was actually released just before last Christmas, the disk also contains a curious seasonal message which consists of a colourful greeting accompanied by a sample, played backwards, of several blokes singing what sounds like *We Wish You A Merry Christmas*. Aren't Austrians nice?

ILLUSIONS

ByBlack Dragon Design
WareShareware
PD LibrarySaddletramps PD
No of disks.....One
Price.....80p + 50p p&hp




A fish swimming through a bubbling pool – an example of what you can create.

This is a fully working demo version of a strange paint package which is available for £4.99 from Saddletramps PD. Although several impressive-sounding effects are disabled, this demo is still capable of producing some wonderful cycling patterns and pictures.

Instead of opting for a conventional interface, *Illusions* uses a novel series of floating menus which can be brought up with a click of the right mouse button. Consequently becoming acquainted with the operation of the program can take some time, although once it has become second nature the system seems to work quite well.

As well as being particularly suited to the creation of nauseating, pulsing designs, *Illusions* is useful for producing simple animated images. Examples on the disk include a snowman standing amidst falling snowflakes and a fish swimming through a bubbling pool. There is also some rather blocky clip art available for inclusion in your own images, so creating a really basic design should only take a matter of moments.

While *Illusions* is not the sort of sophisticated graphics manipulator that enables you to churn out truly spectacular works of art, it is a fairly diverting piece of software which is probably most suited to children – providing they can fathom out how to navigate the menus, that is...



PD selection of the month

CREEPY CRAWLIES

ByFrank Schonlau
WareShareware
PD Library.....Classic Amiga Software
No of disks.....One
Price£1.00 + 75p p&p

I suspect most people would agree that bugs are nasty. Some of the less pleasant creatures on this earth can at least claim to be serving a useful purpose, but this is simply not true of bugs. The mere thought of them can be enough to make the skin crawl, and the bug fear factor has been used to good effect by numerous film makers over the years. I recently spent the best part of a week bursting into choruses of comedian Bill Bailey's bleak musical, *Human Slaves Of An Insect Nation*.


Perhaps my hatred of bugs is one of the reasons why I like this charmingly

straightforward blaster (we gave ten levels away on the AF96 Coverdisk). On the other hand, the colourful sprites, wholesome sound effects and engaging gameplay may also have something to do with it.

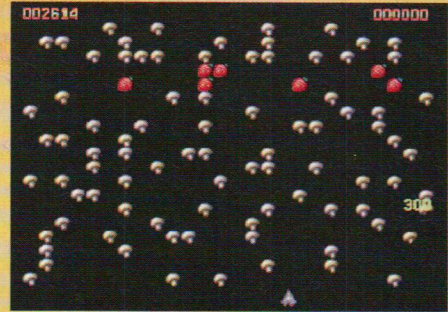
Creepy Crawlies is essentially *Centipede* for the nineties. The objective is to annihilate the insectoid invaders, a task made considerably more difficult than it sounds by their alarming tendency to fire missiles at your

spaceship. Bizarrely, some bugs leave trails of mushrooms behind them which can provide useful shelter but also obstruct your movements and block your bullets. Incidentally, as with so many classic arcade machines, it is only possible to have one of your bullets on screen at any given time, so timing your shots can be critical.

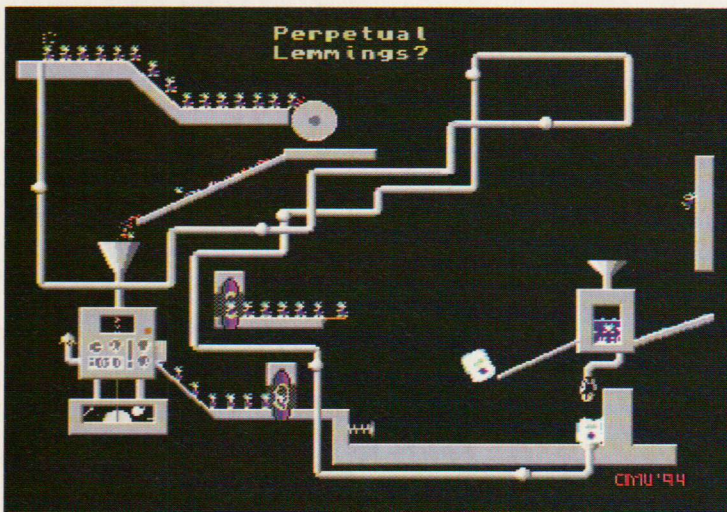
This is nothing new, but *Creepy Crawlies* breathes new life into a tired gaming concept.



Kill, kill, kill. Just dodge the mushrooms and destroy the centipede.



If you manage it then the screen will look something like this. That's 300 points for the fly.



A rather gruesome example of just what *Cartoon Studio* can do...

CARTOON STUDIO V1.3

ByMarco Vigelius
WareShareware
PD Library.....Saddletramps PD
No of disks.....1
Price80p + 50p p&p

Cartoon Studio is described in the accompanying AmigaGuide file as "a true What You See Is What You Get IFF-animation program". It is certainly amongst the most advanced Shareware animation manipulation tools available.

The uncomplicated interface sits at the bottom of a screen displaying the frame currently being processed. Through this interface you can assign various events to individual frames in an animation. You might want to play an IFF sound sample or

a *Protracker* module, or fade a frame in or out. You can step through the animation frame by frame using some VCR-style control buttons. The frame rate to be used during playback can be changed at any time, with a single cartoon containing several switches in frame rate. A freeware, stand-alone animation player program is included, and this can be placed on self-booting disks so that other folks can see the fruits of your labour.

Unfortunately *Cartoon Studio* places extremely strict limits on the format your animations can take. They must consist of either Lo-Res 32-colour images or Hi-Res 16-colour ones. As the author says, these will probably be quite sufficient for most Amiga cartoon makers, but a little



Choose events to apply and assign them through the simple interface.

more versatility would have been extremely welcome.

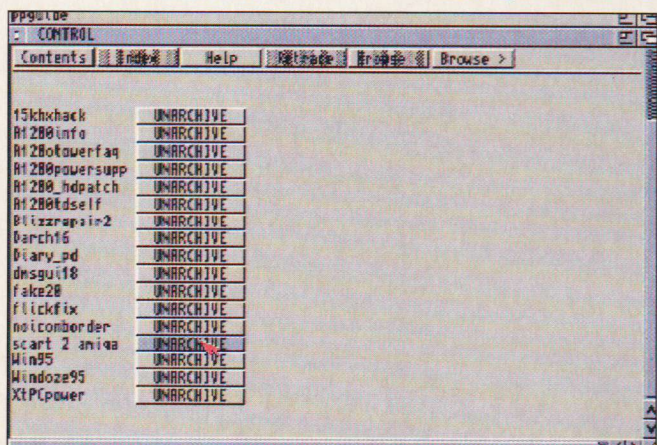
Cartoon Studio is an effective and usable tool with enough features to make it a genuinely worthwhile addition to the animator's software library. Registration only costs a fiver so it won't burn a hole in your wallet – and as well as rewarding an author's dedicated efforts, you'll also be buying freedom from requestors.

LPD SET 1

ByLinks PD
WareVarious
PD LibraryLinks PD
No of disks.....One
Price£1.50 inc p&p

Continued overleaf →

The LHa archives on this disk can be easily extracted through this AmigaGuide interface.




TOP 10

PUBLIC DOMAIN TITLES

- 1 White Rabbits (AF97)
- 2 Aerial Racers
- 3 Artistix
- 4 Dark Citadel (AF97)
- 5 MUI v3.7
- 6 The Sun
- 7 Animated
- 8 Kick-It
- 9 PC Task 4 demo
- 10 Magic WB 1.2P

Top 10 courtesy of: Saddletramps PD, 1 Lower Mill Close, Goldthorpe, Rotherham, South Yorkshire S63 9BY 01709 888127



When you've stunned the slug he'll go a tasteful shade of pink.

This is a collection of LHa archives containing a wide range of utilities and patches for your beige beauty. The archives can be extracted using *GUIarc*, which is included on the disk, or through a simple AmigaGuide front-end.


Darc is a Shareware filefinder, which can either scan your drives directly in an attempt to locate a file or store directory listings in a file and quickly search this instead. More powerful features include pattern-based searches and a multiscan mode, in which all inserted disks are automatically scanned – this is an ideal way of managing your collection of PD disks.

DMS-GUI is a front end for diskmaser archiving and dearchiving operations, which will appeal to Magic User Interface haters thanks to its standard Workbench Intuition interface. *DiaryPD* is a fast and functional offering which should help busy folks keep track of their lives. There is also a Win95 taskbar clone – although it only emulates the window-switching functions and not the incredibly useful Start button menus.

There are plenty of hacks too; one enabling 15KHz monitors to display non-flickering interlaced modes, another making it possible to run 020 demos on faster Amigas. There are versions of the ever-popular NoIconBorders, NoFill and NoDraw patches which change the way icons appear on the Workbench; and there is a small program which aims to solve hard drive boot problems which some owners of expanded A1200s experience. *BlizzRepair2* fixes a bug Blizzard 1220 owners may have come across whereby fast memory vanishes after a hard reset is performed.

There are also some IFF images showing how to make various changes and additions to your Amiga hardware. There is a wiring diagram showing how to construct an Amiga RGB to Scart RGB lead, plus details on how to cure the flickering screens which plagued some early A1200s.

Another illustration and its accompanying documentation explain how to power an expanded



Smooth action, colourful graphics and catchy music make for great fun.

A500 using a PC-XT power supply. Technical details about the A1200 are also included, as is an A1200 FAQ which unfortunately can only be of use to those who can read German. Even more frustratingly, there are details of how to install an A1200 in a PC Tower case which are also completely incomprehensible (never mind you'll just have to read this month's feature on page 18) to those without a German qualification.

Although it is of considerably more use to multilingual Amiga users than others, *LPD Set 1* contains enough interesting bits and bobs to make it worth a look. It's scarcely indispensable, but I've seen worse.

DUCK DODGERS

By...David Worswick & Lee Martin
 WareFreeware
 PD LibraryNorth Staffs PD
 No of disksOne
 Price.....50p + 75p p&p

There are a couple of interesting aspects to *Duck Dodgers*. Firstly, and most obviously, there is the clear reference to Glen Larson's spectacularly tacky sci-fi great *Buck Rogers*, a show featuring inordinately large amounts of spandex and wonderfully cheesy grins. Secondly, and less clear to those who didn't happen to be supporting Manchester United in the FA Cup Final Replay against Crystal Palace a few years ago, is the apparent career change for Lee Martin, one-time top-flight defender and scorer of the winning goal on that memorable evening.

But all of this is inconsequential. *Duck Dodgers* is in reality a belting arcade game which reminds me not inconsiderably of *Digger* (aka *Monsters*), a playable 8-bit platform romp. Guide your hero around a series of platforms and ladders, shooting monsters with a stun-gun and then kicking them into waiting



Once the monsters are stunned kick them into one of the waiting cauldrons.



Five distinct worlds – this looks like the Inner City world to me.

cauldrons. Unfortunately the stun gun only works when Duck is moving, and the monsters have an alarming habit of cornering him, making a degree of forward planning an essential ingredient.

The bright and colourful graphics complement the action well, and our eponymous hero moves particularly smoothly around the levels. In fact, the presentation throughout is extremely good, and the music isn't too bad either. There are five different worlds with distinct graphical themes, and they offer varying degrees of difficulty. Each world consists of a number of levels, so that completion should not prove easy... in fact, even the starting levels present a significant challenge.

Duck Dodgers is a polished product which will certainly appeal to platform fans. If I could only get past the first level...

WHERE TO GET THE DISKS

Classic Amiga Software

11 Deansgate
 Radcliffe
 Manchester M26 2SH
 ☎ 0161 723 1638

Links PD

20 Stirling Court
 Grantham
 Lincolnshire
 ☎ 01476 401481

North Staffs PD

PO Box 476
 Stoke on Trent ST1 2JY
 ☎ 01782 279670

OnLine PD

1 The Cloisters
 Halsall Lane
 Formby
 Liverpool L37 3PX
 ☎ 01704 834335

PD Power

15 Lovetot Avenue
 Aston
 Sheffield S26 2BQ

Saddletramps PD

1 Lower Mill Close
 Goldthorpe
 Rotherham
 South Yorkshire S63 9BY
 ☎ 01709 888127

Other good PD libraries

MAGNUM

FREE OPUS 4.12 WORTH £50

FREE SOCCER MOUSE WORTH £19.99 WHILE STOCKS LAST

A1200 Expansion Cards



MAGNUM RAM8 CARD

SPEED INCREASE OF 2.3 TIMES - 2.88MIPS
 • AVAILABLE WITH 0, 2, 4 OR 8MB OF 32-BIT RAM INSTALLED • USES STANDARD 72-PIN SIMMS
 • OPTIONAL PLCC TYPE FPU (FLOATING POINT UNIT)
 • BATTERY BACKED CLOCK/CALENDAR • FINGER CUT OUT TO HELP INSTALLATION • TRAPDOOR FITTING DOESN'T VOID WARRANTY • 0-4MB - PCMCIA COMPATIBLE (FOR USE WITH OVERDRIVE, SQUIRREL ETC.) • ZERO WAITE STATE DESIGN.

LOWEST EVER PRICES!

FREE UK DELIVERY

	0MB	4MB	8MB	16MB	32MB
RAM8	£39.99	£69.99	£89.99	N/A	N/A
RAM8 & 33MHz FPU	£59.99	£89.99	£109.99	N/A	N/A
68030/33MHz & FPU	£89.99	£119.99	£139.99	£179.99	£249.99
68030/40MHz	£109.99	£139.99	£159.99	£199.99	£269.99
68030/40MHz & FPU	£129.99	£159.99	£179.99	£219.99	£289.99
68030/50MHz	£129.99	£159.99	£179.99	£219.99	£289.99
68040/25MHz (inc. FPU)	£199.99	£229.99	£249.99	£289.99	£359.99
68040/40MHz (inc. FPU)	£269.99	£299.99	£319.99	£359.99	£429.99
68060/50MHz (inc. FPU)	£399.99	£429.99	£449.99	£489.99	£559.99

SCSI-II Interface for the Magnum 68030/68040 & 68060 Cards

- Supplied with software - £79.99

560 DPI 3 BUTTON MOUSE & MATS

for all Amigas & Atari STs

FREE THIRD BUTTON DRIVER DISK

AWARD WINNING 560 DPI RESOLUTION • 90% RATING IN CU AMIGA
 • MICRO SWITCHED BUTTONS
 • AMIGA/ATARI ST SWITCHABLE
 ALL 3 BUTTONS CAN BE USED WITH MANY PROGRAMS SUCH AS DIRECTORY OPUS 5

BEIGE OR BLACK £12.99
 MAT £2.99 or £1 WITH A MOUSE

BSB Books & Videos

SIDER GUIDE - A1200	£14.95
SIDER GUIDE - A1200 NEXT STEPS	£14.95
SIDER GUIDE - ASSEMBLER	£14.95
SIDER GUIDE - DISKS & DRIVES	£14.95
SIDER GUIDE - WORKBENCH 3 A TO Z	£14.95
ATAL! AMIGA - WORKBENCH 3	£19.99
ATAL! AMIGA - AMIGADOS	£21.99
ATAL! AMIGA - AREXX	£21.99
ATAL! AMIGA - ASSEMBLER	£24.99
ASTERING AMIGA SCRIPTS	£19.95
ASTERING AMIGA BEGINNERS	£19.95
ASTERING AMIGA PRINTERS	£19.95
ASTERING AMIGADOS 3 - REFERENCE	£21.95
ASTERING PROGRAMMING SECRETS	£21.95
K COMMS/INTERNET	£14.95

**** STAR BUY ****

MIGADOS Pack £34.99
 TAL! AMIGA - AMIGADOS & MASTERING
 MIGADOS 3 - REFERENCE USUALLY £43.94
 AVE NEARLY £9

200 BEGINNER PACK £39.95
 BOOKS (INSIDER A1200 & NEXT STEPS), A 60 MINUTE
 ED, 4 DISKS OF PD TO GO WITH THE BOOKS/VIDEOS
 200 WORKBENCH 3 BOOSTER PACK £39.95
 BOOKS (DISKS & DRIVES & WORKBENCH 3 A TO Z), A
 MINUTE VIDEO, 1 DISK & REFERENCE CARD

GP FAX

Fax Software Solution for all Amigas with a Modem

SEND FAXES TO AND FROM YOUR AMIGA. EVEN FAX DIRECTLY FROM YOUR APPLICATION. AMIGA FORMAT GOLD. AMIGA COMPUTING 9/10. FAX COMPATIBLE MODEM REQUIRED £44.99

IMAGE FX 2.6

The Complete Image Processing Solution for all Amigas

THE BEST IMAGE PROCESSING PACKAGE THERE IS FOR THE AMIGA. AMIGA FORMAT GOLD - CU

AWARDS. BUBBLE FILTER, FIRE FX, WIRELESS HOOKS, SHEAR & STRAW MODES, ENHANCED LIGHTNING EFFECTS, FILM GRAIN ADD/REMOVE, LIQUID DISTORTION, SPONGE DRAWMODE, SPARKLE EFFECT & MUCH MORE ARE IN VERSION 2.6.

2MB & HARD DISK REQUIRED £179.99

QUARTERBACK DISK SUITE

Quarterback 6.1 & Quarterback Tools Deluxe

THE CLASSIC QUARTERBACK 6.1 AND QUARTERBACK TOOLS DELUXE ARE BACK ON SALE. CONSIDERED BY MOST AS THE DISK BACKUP AND DISK RECOVERY PROGRAMS WE HAVE AVAILABLE THE TWO PACKAGES COMBINED AT AN UNBELIEVABLE PRICE (NORMALLY £79.99). DISK BACKUP, DISK RECOVERY & OPTIMISATION ARE TWO KEY TASKS THAT JUST SHOULDN'T BE LEFT TO INFERIOR PD ALTERNATIVES.

GET THE BEST £34.99
 GET THE QUARTERBACK DISK SUITE.

SATURN

External 1mb Floppy Drive for all Amigas

FREE OPUS 4.12 WORTH £50
 FREE 3 GAMES WHILE STOCKS LAST

COMPATIBLE WITH ALL AMIGAS
 • HIGH QUALITY SONY DRIVE • ROBUST METAL CASE • ANTI-CLICK AS STANDARD
 • ENABLE/DISABLE SWITCH • LOW POWER CONSUMPTION • THRU PORT FOR EXTRA DRIVES

£39.99
 Or £49.99 WITH POWERCOPY PRO 3 - THE BEST BACKUP SYSTEM

PowerBox NEW

250w Amiga Power Supply

POWER-UP YOUR AMIGA WITH THIS 250W ENHANCED AMIGA PSU FOR LITTLE MORE THAN THE PRICE OF A NORMAL 25-30W AMIGA PSU! DESIGNED FOR A500/600 & 1200. ENCASED IN STEEL SUBSYSTEM, ALL CABLES SUPPLIED, MONITOR OUTLET ON BACK OF PSU, ONLY QUALITY/NEW PSU'S USED, 3.5" & 5.25" POWER CABLE AVAILABLE TO POWER EXTERNAL CD-ROMS, HARD DISKS ETC.

£49.99

PRO SYSTEM

Complete A1200 Hard Disk Kits

YES, AT LONG LAST, A PROFESSIONAL WAY TO INSTALL A HIGH CAPACITY HARD DISK WITHOUT CARDBOARD & GLUE! OUR PACKS OFFER YOU OUR EXCLUSIVE AND COPYRIGHTED BRACK-IT 1200 FITTING SYSTEM & A CHOICE OF HIGH SPEED/LOW COST HARD DISKS.

BRACK-IT 1200 FITTING SYSTEM

DESIGNED TO ACCOMMODATE THE NEWER DRIVES ON THE MARKET OFFERING HIGH CAPACITY & SPEED AT GREAT PRICES. OUR PACK INCLUDES ROBUST STEEL FITTING BRACKETS, ALL CABLES FOR POWER AND DATA, INSTRUCTIONS & 7 DISKS FULL OF HOT SOFTWARE SUCH AS DIRECTORY OPUS 4.12 (WORTH £50), MUI 3, MCP, GALAGA AGA, VIRUS CHECKER, MODS, REORG, ABACKUP AND MUCH MORE. ALL SOFTWARE CAN BE INSTALLED WITH OUR CUSTOM CLICK 'N' GO SYSTEM. ALL DRIVES ARE PRE-INSTALLED WITH THE SYSTEM SOFTWARE & ABOVE DISKS - UNLIKE OTHERS WE PROVIDE THE DISKS JUST IN CASE!

1.0GB £149.99
 1.2GB £169.99
 INCLUDES BRACK-IT SYSTEM (NORM. £35) & UK DELIVERY

REPAIRS

by Qualified Technicians

- ALL AMIGA COMPUTERS COVERED
- PRICES FROM AS LITTLE AS £29.99
- MANY REPAIRS BY WIZARD REQUIRE NO PARTS
- PRICES INCLUDE INSURED COURIER COLLECTION & DELIVERY, LABOUR, FULL DIAGNOSTICS, SERVICE, SOAK TEST & VAT.
- FAST TURNAROUND
- ALL TECHNICIANS ARE FULLY TRAINED & QUALIFIED
- UPGRADES BOUGHT AT SAME TIME FITTED FREE!
- 90 DAYS WARRANTY ON ALL REPAIRS

ALL FOR JUST £29.99 + PARTS

OTHER PRODUCTS

A500 512k RAM EXPANSION £14.99
 A500PLUS 1MB RAM EXPAN. £19.99
 A600 1MB RAM EXPANSION £19.99
 ALL WITH A FREE OPUS 4 WORTH £50

4MB 72-PIN SIMM £30
 8MB 72-PIN SIMM £50
 16MB 72-PIN SIMM £90
 32MB 72-PIN SIMM £160
 ALL SIMMS ARE NEW AND HAVE A 1YR WARRANTY

DISKS

50 DISKS & COLOUR LABELS £14.99
 100 DISKS & COLOUR LABELS £24.99

WIZARD DEVELOPMENTS

ORDER HOTLINE
 01322-527800
 OR FAX 01322-527810

CONTACT US ON INTERNET
 SALES@WIZARD-D.DEMON.CO.UK

BETWEEN 9AM AND 5.30PM, MONDAY TO SATURDAY, TO PAY BY CREDIT CARD. TO PAY BY CHEQUE OR POSTAL ORDER PLEASE SEND YOUR ORDER TO - WIZARD DEVELOPMENTS, PO BOX 490, DARTFORD, KENT, DA1 2UH

Cheques should be made payable to WIZARD DEVELOPMENTS. Prices include VAT & carriage to the UK mainland. Please add £5 to your order for EC destinations and £10 for other countries. All products are subject to availability. E60E. Advertised prices & specification may change without notice. All sales are subject to our trading conditions - copy available on request.

PC TASK 4.0

Advanced 486 PC Software Emulator

AT LAST, THE LONG AWAITED PC TASK 4.0 IS NOW SHIPPING
 FEATURING: ADVANCED 486 SOFTWARE ONLY EMULATION, DYNAMIC COMPIRATION FOR FASTER EMULATION, UP TO 16MB ACCESSIBLE UNDER MS-DOS, MDA, CGA, EGA, VGA & SVGA SUPPORTED, UP TO 256 COLOURS ON AGA MACHINES, CYBERGRAPHICS SUPPORT, MULTIPLE HARD DISK FILES AND PARTITION SUPPORTED, CD-ROM AND HIGH DENSITY DRIVES SUPPORTED, RUN MS-DOS APPLICATIONS IN A WINDOWS ON YOUR WORKBENCH! RUN WINDOWS 3.1 IN ENHANCED MODE! MANY TIMES QUICKER THAN VERSION 3.1!

REQUIRES KICKSTART 2.0 AND A 68020 PROCESSOR OR BETTER.
CALL ABOUT UPGRADES £69.99

TURBOPRINT 5

Printer Enhancement Software

IF YOU HAVE A PRINTER - YOU MUST GET TURBOPRINT. IT RADICALLY ENHANCES THE PRINTOUTS YOU NORMALLY GET BY REPLACING THE AMIGA PRINTER SYSTEM WITH THE FASTER AND VISIBLY BETTER TURBOPRINT SYSTEM. OPTIONS INCLUDE POSTER PRINTING, COLOUR CORRECTION, DITHERING, COLOUR BALANCING, ON-SCREEN PREVIEW AND MUCH MORE... MOST PRINTERS ARE SUPPORTED - CALL TO CHECK. STOP PRESS - VERSION 5 NOW INCLUDES "GRAPHICS PUBLISHER" TO LOAD MULTIPLE PICTURES, INDIVIDUAL COLOUR CORRECT, ROTATE, TWIST AND MORE. ENHANCED TRUEMATCH COLOUR CORRECTION, NEW DRIVERS FOR HP, CANNON & CITIZEN MODELS.

£49.99
CALL ABOUT UPGRADES

DIRECTORY OPUS 5

WORKBENCH REPLACEMENT & FILE MANAGEMENT SYSTEM

THE BEST JUST GOT BETTER! AFTER 12 MONTHS OF FURTHER DEVELOPMENT OPUS 5.5 IS NOW READY AND SHIPPING. STUNNING NEW FEATURES INCLUDE:
 • ICON ACTION MODE • WORKBENCH REPLACEMENT MODE DRAMATICALLY ENHANCED • OPUSFTP CAPABILITY TO ACCESS INTERNET FTP SITES WITH A LISTER • BORDERLESS BUTTON BANKS
 • FILETYPE-SPECIFIC POP-UP MENUS • CYBERGRAPHICS RTG SUPPORTED

• INDEPENDENT HOTKEYS • SCRIPT SYSTEM TO EXECUTE COMMANDS UPON EVENTS • MULTIPLE CUSTOM MENUS WITH SUB ITEMS
 • AUTOMATIC FILETYPE CREATOR TO CREATE AND TEST FILETYPES WITH EASE
 • A FONT VIEWER • LISTER'S FIELDS FOR TITLES, RE-SORTING BY FIELDS, PLUS A 'VERSION' FIELD • COLOUR RE-MAPPING OF BUTTON/ICON IMAGES WITH SUPPORT FOR 'MAGIC WORKBENCH' ETC. • SELECTIVELY HIDE UNWANTED DRIVE ICONS • CLIPBOARD SUPPORT FOR CUT, COPY AND PASTE IN GADGETS & LISTER'S • RESIZE, ICONIFY, AND SCROLL BUSY LISTER'S WHILE BUSY • ICON AND LISTER SNAPSHOTS ARE STORED SEPARATELY FROM WORKBENCH - SO YOU COULD SNAPSHOT YOUR CD-ROM ICONS!
 • LISTER'S CAN NOW DISPLAY A BACKGROUND PICTURE/PATTERN • INTERNAL OPUS CLI TO QUICKLY TEST COMMANDS & AREXX SCRIPTS • MANY NEW INTERNAL COMMANDS AND MANY NEW AREXX COMMANDS HAVE BEEN ADDED OR EXTENDED WITH NEW FEATURES. YOU CAN NOW EVEN ADD YOUR OWN INTERNAL COMMANDS!

Workbench 2+ & Hard Disk Required
£49.99

ENTERPRISE

Desktop Workstations for all Amigas

SINGLE WORKSTATION 507 x 95 x 315MM £24.99
 DOUBLE WORKSTATION 507 x 155 x 315MM £29.99
 WIDE WORKSTATION 665 x 95 x 315MM £29.99
 ALL SIZES ARE W X H X D
 £5 OFF FOR A LIMITED PERIOD

GASTEINER

0181 345 6000

LONDON'S
AMIGA SALE
& REPAIR
CENTRE

Facsimile 0181 345 6868

18-22 Sterling Way, North Circular Road, Edmonton, London N18 2YZ

EXPORT, TRADE & EDUCATIONAL
INQUIRIES WELCOME

A1200 RAM CARD

Trapdoor fitting. Clock. FPU socket

0MB	£29.00
WITH 4MB	£44.99
WITH 8MB	£59.99
WITH 4MB & 33Mhz FPU	£54.99
WITH 8MB & 33Mhz FPU	£69.99

FPU

Will fit all makes of RAM-CARDS & ACCELERATORS

33MHz 68882 plcc	£8.99
50MHz 68882 pga	£29.99
CRYSTALS	£4.99



SIMM

We have been selling simms & memory for amiga computers for 10 years, we carry large stocks that fit all makes of ram cards & accelerators.

30pin	
1mb	£10.00
4mb	£29.00
72pin	
2mb	£10.00
4mb	£14.50
8mb	£27.99
16mb	£59.99
32mb	£139.99



BLIZZARD 1230 iv

0mb	£149.00
4mb	£159.00
8mb	£179.00
16mb	£199.00
32mb	£259.00



MONITORS

MICROVITEC 14"	£199.00
MICROVITEC 17"	£339.00
shop soiled Philips 8833	£109.00




PRINTERS

EPSON 400	£199
EPSON 600	£269
EPSON 800	£399

WE ALSO SELL PC COMPUTERS
STARTING FROM £299 WITH
MONITOR

APPLE MAC FROM £1000

UPGRADE TO MAC OR PC ALL AT
LOW PRICES



THIS MONTH'S SPECIAL OFFER

JOYSTICK	£4.99
MAT	£2.00
MOUSE	£4.99
TRACKBALL	£10



33.6 FAX & MODEM FOR ALL AMIGA

£79.99

PRINTER

£70.00

SMD-100

£160

POWER SUPPLY FOR A500+A600 + A1200

£9.99

SCART CABLE

£8.00

PAPER 500PCS

£4.00

MINI PC CASE WITH 200 WATT PSU

£35

CHAOS PACK

£5

A600 1MB RAM CARD

£12.00

A500+ 1MB RAM CARD

£12.00

ZIP CARTS

£12

3.5" CABLE

£9

2.5" CABLE

£8

MODEM CABLE

£7

SCSI CABLE

£6

14" TV

£89

CD32 PSU

£15

EXTERNAL FLOPPY


£39

INTERNAL FLOPPY

£33

ARTEC SCANNER

£259



HARD DRIVES


For all A1200 & A600 AMIGA COMPUTERS
2.5" IDE Super slim with cables & software

340mb	£84.99
540mb	£129.9
730mb	£149.9
810mb	£169.9
1.2gig	£219.9
2.5gig	£349.9



3.5" IDE Super slim fast will fit all Amiga a1200
A4000 computers with cables & software.

340mb	£69.95
420mb	£89.99
850mb	£99.99
1.2gig	£129.9
1.7gig	£149.9
2.5gig	£169.9
3gig	£199.9
5gig 10m/s	£349.9



3.5" SCSI NEW LOWER PRICE

May need scsi controller to work with A1200 & A
with squirrel, A2000 to A4000 with Okagon

1.2gig	£199.9
2gig	£239.9
4gig	£599.9
6.4gig	£799.0
8gig	£999.9
External SCSI Case 45Watt PSU	£59.99
Squirrel	£39.99
surf	£74.99
oktagon 4008	£84.99
multiface III	£72.99
zip drive	£109.9
Jaz drive	£349.9
SyQuest 230mb	£199.9



CD-ROM

SCSI CD-ROM fits A600 & A1200 comes with its
own power supply & Squirrel

2 speed	£129
6 speed	£179
8 speed	£219
16 speed	£249

IDE CD-ROM

Fits A2000 A4000 & A1200 with Alfaquatro (A1200
needs case)

4 speed	£59
8 speed	£65
12 speed	£79
16 speed	£99
AlfaQuatro	£54.99
case for A1200 & A600 only	£39.95



speakers


80watts	£21.99
120watts	£24.99
300 watts	£39.99

DELIVERY CHARGES

NEXT DAY COURIER FROM £6.00 (UK MAINLAND ONLY). WE ALSO OFFER PRE 9:00AM, PRE NOON AND SATURDAY
DELIVERY SERVICES AT A SURCHARGE. POST FROM £2.00 FOR ITEMS WEIGHING LESS THEN 1.5kg. ALL DELIVERY
CHARGES ARE EXCLUDING OF VAT. FOR PERSONAL COLLECTION, OUR OPENING TIMES ARE MON-SAT 9:00AM-6:00PM
E&OE PRICES ARE SUBJECT TO CHANGE WITHOUT PRIOR NOTICE. ALL TRADEMARKS ACKNOWLEDGED.
TRADERS TERMS & CONDITIONS AVAILABLE UPON REQUEST.
WE ACCEPT SWITCH, DELTA, VISA, MASTERCARD AND AMEX. WE ALSO ACCEPT OFFICIAL ORDERS BY POST. PLEASE
ALLOW 5 WORKING DAYS FOR CHEQUE CLEARANCE.

In-depth reviews of hardware and software that you can trust

SERIOUSLY AMIGA



Ben Vost


We've had to move fast this month. From a standing start without many new additions to Amiga software or hardware we suddenly got flooded with new kit just before the WOA show, during the WOA show and just after the WOA show. We've now got so much new stuff in we probably won't need to look for anything new for a good couple of months.

More proof, if proof were needed of a renaissance in the Amiga industry. Just you wait til you see what we've got lined up for you in the months to come...

62 DOPUS MAGELLAN



Ben Vost checks out the additions to the latest version of the world's favourite file manager.



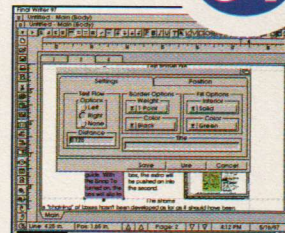
66 A6000C VIEWSTATION

Jeff Ranasinghe has a taste of paradise with the Artec A6000C ViewStation 24-bit colour scanner from Gasteiner.


FINAL WRITER

'97

It's the real thing. **Dave Taylor** casts a critical eye over



the new release of *Final Writer*.



67 APOLLO 4060

These are changing times – **Jeff Ranasinghe** checks out the Apollo 4060 accelerator.



69 POWER CD-ROM DRIVE

The CD-ROM drive in front is a Power.

Ben Vost looks at a cheap way to bring your A1200 right up to the minute.

AMIGA FORMAT'S REVIEW POLICY

is very simple. *Amiga Format* is staffed by some of the most experienced Amiga users in the world and what we say goes. OK?


WHAT OUR REVIEW SCORES MEAN

90+%	The crème de la crème. Only the very best, most versatile and effective products are awarded an <i>AF</i> Gold – the most highly prized rating there is.
80-89%	These products are very good, but there are minor flaws or areas that could be improved upon.
70-79%	Good games which are worth buying, especially if you have a special interest in a game type.
60-69%	Average products with somewhat limited features and appeal. Products in this category tend to be flawed.
50-59%	Below average products which are unlikely to impress your mates or your wallet. Avoid.
40-49%	Overwhelmingly poor quality products with major flaws.
Under 40%	The absolute pits.



74 CD-ROM ROUND UP

The man that likes to say Yes, **Nick Veitch** looks at all the new discs.



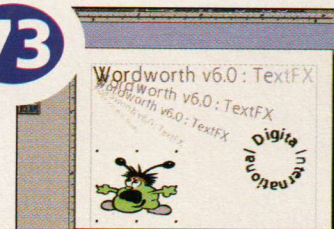
70 PROTEL

For a man. For a woman. ProTel review by **John Kennedy**.

LONG TERM REVIEW

Just do it. **Oliver Hodgson** did with his review of *Wordworth 6*.

73



WORKBENCH

It's Work. It's Bench. It does exactly what it says on the pages.

76



AMIGA NET

It's good to talk. **Dave Cusick** tells us about the new generation of email programs.

80



DOPus Magellan

A new version.
New features,
more flexibility but
will Ben Vost still
like it? Read on...



DOOZIE?

Alright. So I guess that not everyone is going to make as much use of that feature as I will,

but how about this one for a doozie? Click on an entry in a lister and leave the left mouse button held down for a bit. The "select" bar disappears and instead you are presented with a text cursor. You can now change the name of a file, its date, its protection bits or add a comment. You can get rid of your rename, protect and add comment buttons now, making your *DOPus* even more streamlined!

For those of you blinded by MicroSoft, *DOPus* now also offers you the opportunity to create a "Start" button – a button with menus and sub-menus that come off it when clicked on. Personally, it's not the kind of feature I like to use. I find that having to select an item from several layers of menus is more difficult than just adding new menus to the top of *DOPus*' screen, but your mileage might vary.

Another feature that a lot of users have been asking for – and one that no doubt stems from the fact that *DOPus* only gives you a "bytes free" reading,



Inline editing is as simple as clicking on a file and waiting for the cursor to appear. You can tab between fields and hit return to make the changes.

Let's get the jokes out of the way first of all. I never liked *DOPus* 5.11. I thought it was laborious to configure and confusing to work with. So much so that when I was working on another magazine I gave it a relatively poor review. In fact, *DOPus Magellan*'s supplement has a section in the foreword that goes like this:

"...we have been buoyed by the support of *Opus* users, many of whom have given us continual encouragement as well as much valuable feedback and suggestions on future directions for *Opus* 5. After a long struggle we are also pleased to have been able to convert a number of neo-Luddite journalists from superfluous glitz to dedicated followers of fashion. (The wine's in the mail, guys ;-)" These insults notwithstanding (and yes, the wine was lovely Greg), *DOPus* 5.5 was a cracker. I spent a week playing with it and checking it out and now I wouldn't go back to using *DOPus* 4 (or Workbench) for anything. *DOPus* 5.6 *Magellan* – to give it its proper title – is an improvement on 5.5, indeed one I would recommend that everyone get, although the number of really new features in it isn't that great.

However, the features that are in it are really useful, especially for hard-working Amiga Format staff. One boon in particular and something that I am sure that Amiga users with an FTP server everywhere (!) have been crying

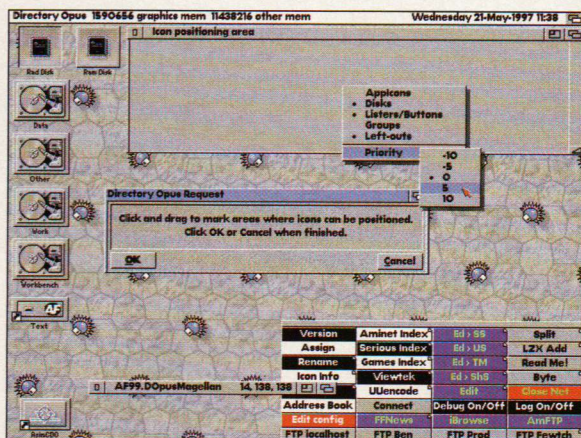


out for since the introduction of the FTP module, is the ability to copy directly between FTP connections, something you previously had to do by copying files to your local hard drive and then copying them across to a new FTP window afterwards.

"You can now change the name of a file, its date, its protection bits or add a comment."

DOPus now remembers the last ten applications you used to edit a file in *DOPus* with. Note the new drop shadows on the pop-up menus.





rather than a percentage filled – is WB Gauge. This puts what looks a bit like another scroll bar on the left-hand side of listers and shows graphically the amount of space taken on the drive. A nice extra is the fact that you can choose two colours for the gauge bar, the second colour appears when the drive is more than ninety percent full.

Implementing commodity add-ons to Workbench into *Dopus* doesn't stop there. The pop-up menus in *Dopus* now appear with drop shadows à la Magic Menu and *Dopus* is now more compatible with MUI and MCP. MUI users, whose frustration at not being able to use the MUI pop-up menu on

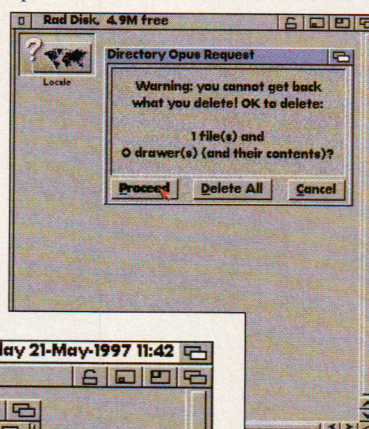
You can set up several icon positioning windows wherever you like for different icon types. Check out the pretty pattern in the requestor windows.

Icon mode used to leave you having to deal with files in the same way as you had to with Workbench – a retrograde step if ever there was one. Now *Magellan* lets you use *Dopus* commands on icons too.

Dopus screens was palpable, can now unclench their fists and those people that use MCP can now replace *Dopus*' Workbench replacement title bar with their own configuration. Unfortunately, this feature doesn't yet work with my favoured commodity, the deeply wonderful *MultiCX*.

NEWICONS

The other Shareware system that *Dopus* was notable for lacking support for is *NewIcons*. Not only does *Dopus* now support the infernal things, it can also discourage them by allowing the user to enable *NewIcons*, but make use of a standard icon if one is present. *Dopus*' internal icon information window can also toggle between showing the standard icon image and a *NewIcons* one, but since the internal icon information window is still not up to the standard of *SwazInfo*, I still use that instead. *NewIcons* are not just limited to, well, icons, either. You can, if you so desire,



use *NewIcons* for all graphical aspects of *Dopus* like graphic buttons (which can also now be animbrushes).

I've gone on about *Magellan*'s new features for a while now, but what is it like in use? Well, it certainly feels somewhat faster on my machine at home, on a graphics card in a 16-bit screen, but here at work, the difference is less noticeable. But you could still say it's faster since some of the new features help you work more quickly than you were previously able to. For instance, the inline editing is really handy. Hitting right Amiga 'r' to rename a file is easy peasy, but can you remember where you put that "change protections" button or command – or what its shortcut would be? Me neither, but I know that I can just click on its entry in the lister and edit it there. Similarly, now that the environment editor has been a bit better

organised, it is easier to find your way around it and thus spend less time in there rather than doing what you should be.

Although *Dopus Magellan* doesn't seem like that much of an upgrade at first glance it rapidly becomes obvious that there's a lot under the hood that's been adjusted. One of the best things about *Dopus* is its user configurability, not only

in the program but also in the willingness of Jon Potter and Greg Perry to listen to users' suggestions and act on them. Workbench is a pretty individual bit of software, so anything that is designed to replace it has to be pretty good. *Dopus* is and it's getting more so with each revision.



Some like it, some don't but *Dopus* now offers internal *NewIcons* support.

DOH! I DIDN'T WANT THAT ICON THERE!

One of *Dopus*' most innovative new features is the ability to set areas where icons of different types will appear. So if you insert a new floppy (that hasn't had its position snapshotted) you can make sure it will appear in a narrow strip across the top of your *Dopus* screen, while any window

you iconify can appear down the right-hand side of the same screen.

You can give the areas you set up different priorities so that even if there's little room left in one area, the icons will appear in the area you designated next.

DISTRIBUTOR: Wizard Developments
01322 527800
PRICE: £30 upgrade £49.99 full package
REQUIREMENTS: *Dopus* 5.5

SPEED: ●●●●○
It's even faster now, especially on a graphics card.
MANUAL: ●●●●○
A new 50 page supplement but no index.
ACCESSIBILITY: ●●●●●
If you're already using 5.5 – no problem
FEATURES: ●●●●●
Adds to an already rich feature package.
VALUE: ●●●●○
People should be made to buy it.
OVERALL VERDICT:
The best just gets better.

92%

Final Writer

Another year passes and the perennial release of a fresh *Final Writer* beckons. David Taylor finds out what's new.

New versions of *Final Writer* are always something worth looking forward to. As Softwood themselves claim in the press release that accompanies the product, *Final Writer '97* is the first and only product worthy of the description "document publisher".

Well, I think they may be a little bit bold trying to claim that unique position for *Final Writer 97* – Digital might have something to say about that, but it does certainly do the job. To claim the title the developers have been back to the library of *Quark XPress* tricks and pinched a few of the good ones. (For those of you who don't know, *Quark XPress* is the publishing industry standard package for page layout.)

SNAP TO IT

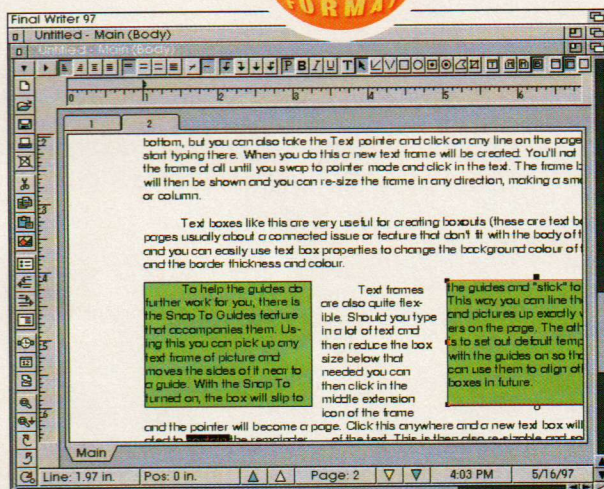
The first new addition is the Guide line feature. You can now click the mouse anywhere in the margins of the page and drag out a single pixel line. These lines don't appear on any printout and are simply there to help you align boxes. To bring a vertical line in you drag from the left and a horizontal line is brought in from the top.

You can have as many guides as you want and they can be moved around simply by selecting the pointer tool and clicking on the guide. If you want to get rid of one then just drag it off the screen. You can also flick between showing and hiding using either the menu or a keyboard shortcut.

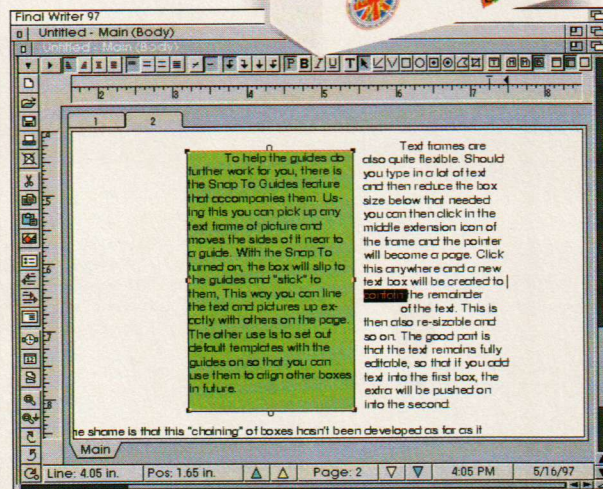
All of this is very staple stuff for the *Amiga Format* art team and it would be impossible to produce such a good quality magazine without it. How do you think they manage to line all the pictures up?



The Snap To Guides feature allows you to pick up any text frame or picture and move the sides of it near to a guide. With the 'Snap To' turned on, the box will slip to the guides and "stick" to



You can split text frames easily and then use them on the left and right side, flowing text between...



... but try putting one in the middle and you see that it doesn't work.

them. This means you can line the text and pictures up exactly. You can also set out default templates with the guides on, so that you can use them to align other boxes in the future.

DOING YOUR ARTICLES


The way text is handled has also been updated as you will discover when you start typing into *Final Writer '97*. You can still start at the top of a page and type

down to the bottom, but you can now also take the Text pointer and click on any line on the page and start typing there. When you do this a new text frame will be created. You won't notice the frame until you swap to pointer mode and click in the text. The frame borders will then be shown and you can re-size the frame in any direction, making a small box or column.

Text boxes like this are very useful for creating boxouts (these are text boxes on pages usually about a connected issue or feature that don't fit with the body of the text) and you can easily use text box properties to change the background colour of the box and the border thickness and colour.

Text frames are also quite flexible. Should you type in a lot of text and then reduce the box size below that needed you can then click in the middle extension icon of the frame and the pointer will turn into a small page. Click this anywhere and a new text box will be created to contain the remainder of the text. This is also re-sizeable and so on. The good part is that the text remains fully editable, so that if you add text into the first box, the extra will be pushed on into the second.

Text frames are easy to create, but aren't as fully integrated or configurable as we'd like.



"the text remains fully editable... if you add text into the first box, the extra will be pushed on into the second.."

'97



Another anomaly is the way you can use objects with these frames. The plus side is that you can draw an oval and determine the flow outside of the object (again only left or right) while still using the shape as a background for a text frame placed inside it. However, you cannot then choose a text flow on the inside to automatically curve the text around it. The solution is to turn off the

PRICES

Price	£49.95
From v5	£19.95
From v4	£24.95
From other Softwood product	£29.95

offered by object properties, you have this quick way of moving objects to the right place.

The other keyboard enhancement is a complex set of shortcuts for moving around cells within a table. To be honest, I don't know why a sensible keyboard shortcut wasn't included in the first place and these ones are a little strange – Ctrl-Shift to move up – so I doubt I'll remember them.

All of the new features have been incorporated into the ARexx interface, this means that they can be accessed from other software, or from macros within *Final Writer*.

MISSED OPPORTUNITY?

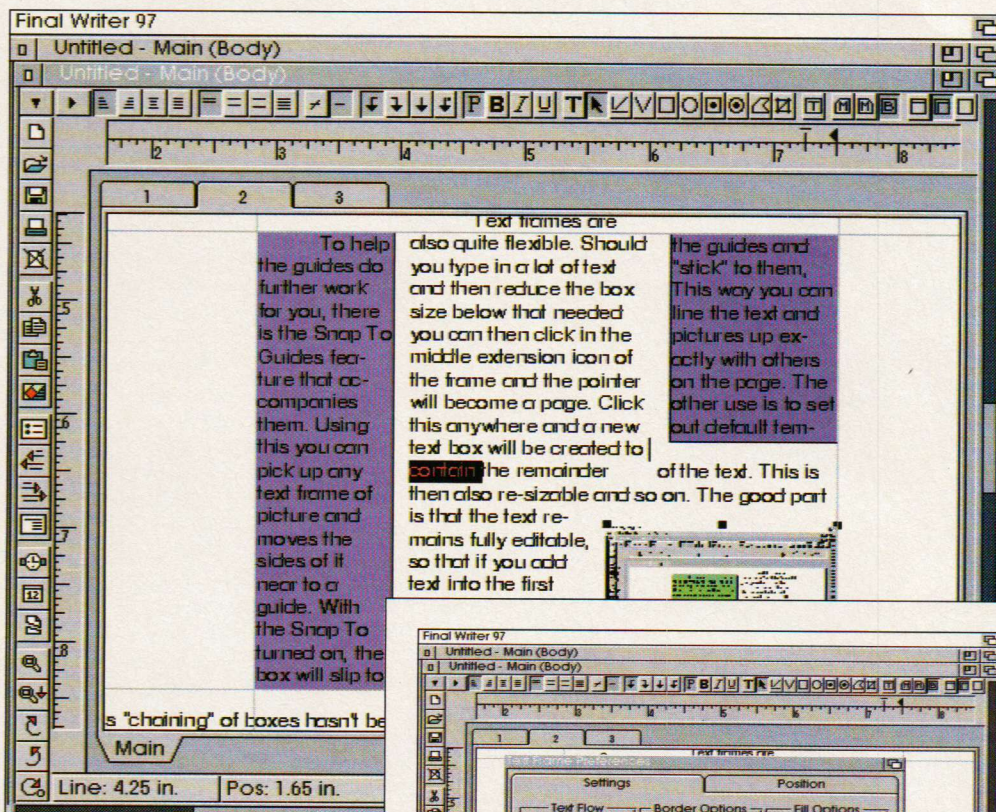
I can't help but wonder how many more half-hearted upgrades people will stomach. The Guides really are great but the text frames should have been developed much further. The HTML side still needs improving and the objects need their settings updating. Integration of other Softwood products, so you could import spreadsheets, would also be useful.

You can't help but wonder what Softwood are doing. *Final Writer* is a great product and *FW97* as a whole is superb but the enhancements are ones that should be offered virtually, if not, free to v5 users, not for £20. I wouldn't say don't upgrade, because the features are useful, but we want and need real development not just minor tweaks.

DISTRIBUTOR: Gordon Harwoods
PRICE: see boxout
REQUIREMENTS: WB2+, 2.5Mb RAM (more recommended), hard drive

SPEED: ●●●●●
 Still works well with an '030.
MANUAL: ●●○○○
 Flagrant padding to make up for lack of features.
FEATURES: ●●●●●
 In terms of new features very slim but as a whole it's a bonanza.
VALUE: ●●●●○
 As an upgrade a bit cheeky but as a standard purchase very reasonable.
OVERALL VERDICT:
 Takes the crown for document processors; takes the biscuit as an upgrade.

90%



This guides, and the ability to 'snap' to them, are very useful and worth getting the upgrade for. You can see the guides in the screenshot – they are the faint blue lines.

It's a shame that this "chaining" of boxes hasn't been developed as far as it should have been. There's no way to unlink text boxes and there's no way of linking two text frames that were created separately.

JUST DOUBLE CLICK

To change the options of the text box simply double click on one of them with the pointer tool. This allows you, as said, to change the colour and border but also the text flow of other text around the frame.

But it's when you start using frames, that you come across a few problems. For example, you cannot flow text around both sides of a frame. This is really frustrating – you can either flow left or right, or neither, but not both, which means that text frames can't be placed in the middle of a page, only on the left or right hand side. This has been a problem with *Final Writer* for years and I'm amazed that Softwood still haven't sorted it out.

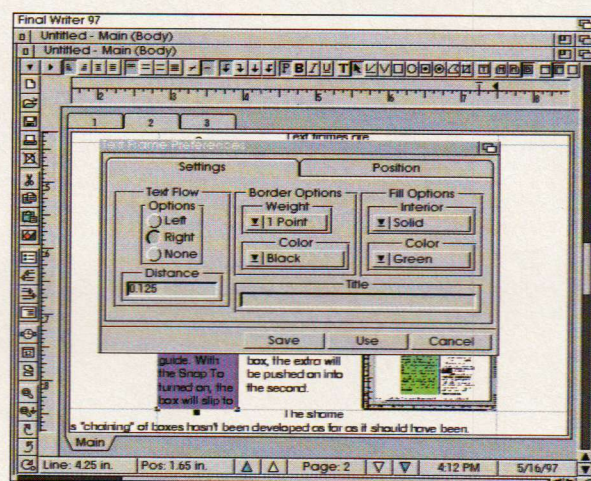
The text frame properties need to be enhanced to make them much more useful.

text flow on the box, enlarge it beyond the confines of the oval and then enter returns manually wherever necessary.

You also find that importing a document brings it in without a text frame so you cannot re-size the body copy easily. You have to create a text frame after the end of the document and then cut and paste text in. If you are creating a newsletter, or pages for a magazine, you want to be able to flow text straight in.


PIXEL PERFECT

To make positioning of frames and objects easier you can now move objects pixel by pixel (or in increments of pixels) using the keyboard arrows keys. This means that in addition to the guides and exact pixel positioning



Artec A6000C ViewStation

Need a scanner? Don't look any further.
Jeff Ranasinghe studies a new budget flatbed.



Impressive quality scans at a budget price – just remember that it's a SCSI device.

Not so long ago, the cost of flatbed scanners relegated them to those of us more well heeled. Of late though, the availability, choice and prices have made them more approachable. The question now becomes: have the standards dropped with the prices?

DISTRIBUTOR: Gasteiner
0181 345 6000
PRICE: £259
REQUIREMENTS: SCSI controller

SPEED: ●●●●●
 Pretty nippy – even on the highest resolutions.

MANUAL: ●○○○○
 Rather good for the Germans, Rather useless for everyone else.

ACCESSIBILITY: ●●●●●
 Install your software and away you go.

FEATURES: ●●●●○
 Lots of good ones.

VALUE: ●●●●●
 Pretty damn good.

OVERALL VERDICT:
 An excellent entry level scanner. Gives more expensive models a tough time.

92%

PLUG 'N' PLAY...

One of the first things I noticed was that the device was SCSI only; a subtle fact not mentioned in the advert or by the staff when enquiring. With options such as the Squirrel SCSI and the Oktagon 2008 card (which I have installed) among others, everyone should be able to use

SCSI devices. They are widely available, and not extortionately priced, however I would not be surprised if some Amigans found their stomachs churning at this requirement. However, it does have its benefits, avoiding another Parallel port hogger, as well as providing far quicker scans due to the SCSI's superior bandwidth.

I found no problems with its behaviour as a SCSI unit providing, of course, that all devices per chain have a different ID number. In fact on an accelerated Amiga, accessing a Jaz cartridge and scanning an A4 page at high dpi resulted in no slowdown at all. This would suggest an efficient scan-to-disk on a SCSI-based system.

SPRECHEN SIE DEUTSCH?

The manual provided is very informative – but only if your appreciation of the German language is sound. Still the diagrams and recognisable words here and there make it worth browsing through. I think it's a pretty poor show to sell the product without at least a skeleton guide in English. Fortunately, the installation from disk procedures are in our language and quite comprehensive. The installer allows you to copy across not only the stand-alone ScanQuix v3.0 scanning software but also 'Loaders' for other applications. These include one for the Shell/CLI, but more usefully, ImageFX, ADPro, XiPaint, PageStream 3, DPaint V and Photogenics.



CAUTION! SCANNING IN PROGRESS

With all the above, the scan speed is nice and fast – quicker than PC counterparts I've used. The

24-bit colours pulled off are very close to the originals and the 8-bit greyscale mode represents the brightness values of the subject well. Also, any unevenness of the subject doesn't result in strange disco-lighting effects. This is because the lightsource used to illuminate the subject is a single white strip, not the three separated colour style scan heads; the upshot being a little play in terms of distance between the scan surface and the subject. Texture buffs will find this useful as you can now scan a hand or a pile of leaves and get realistic colours.

It is usual to doctor the scanned image to correct coloration and what have you. In this instance, I found using a ScanQuix setting of Brightness and Contrast at full, then Photogenics' "BriConGamma Effect" with Gamma up by 25% and Contrast up by 19% gave the image more 'bite' than the original. A similar technique can be applied with other image processors, and, indeed is necessary for scans from most scanners.

The package suggests the device is capable of 600dpi, and technically it is. It does produce images up to these staggering resolutions. However, the fly in the ointment is that for images scanned at over about 500dpi, a pixel sharp zoom up shows softening. This is most likely a fault with the optic positioning though it can't easily be rectified and I am not certain if this is a problem with all of the range. Assuming that it is, one should probably bear in mind that 600dpi is a high resolution – especially since it is in the entry level budget. Comparing cost against an Epson G5000, which is only 300dpi and £100 the heavier, the Artec A6000C is favourable. The scans are pin sharp and of high colour quality.

So here you have an effective tool for scanning art at a competitive price and, though the dpi shortfall is a disappointment, it isn't crippling. If you are on a budget this is a far better option than hand-held scanners and it'll also give other budget flatbeds a severe run for their money.

Apollo 4060

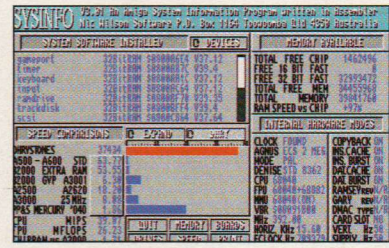
Jeff Ranasinghe plugs it into his A4000 to find out just how good this accelerator is.

Lots of software will benefit from a more powerful processor: rendering, CPU intensive games such as *Gloom*, and other software which requires the user to wait for their machine to work something out.

Faster processors are necessary to varying degrees and manufacturers have cottoned on, hence the immense number of accelerators available. The Apollo 4060 for the A4000s and A3000s, runs at 50MHz, with the option to upgrade to faster CPU chips (if and when they become available). It comes complete with 128Mb RAM capacity and a built in internal SCSI interface.

ENTER THE SUPERVISOR

Because Commodore drowned before the latest CPU chip became widely available, various companies are implementing the 68060 differently. With the Apollo you install the software before the card.



Having used the card for the best part of a year, I've found it very sturdy. However, I discovered that certain software causes supervisor mode to kick in. Supervisor is when the CPU asks "What has that instruction asked me to do? Let me just check if this does the same thing...". All activity other than screen display then halts, giving the impression of a crash.


When the CPU was designed, repeated functions from the 680x0 series were removed leaving the CPU efficiently streamlined. Because of this, Cyberstorm and GVP's 68060 boards suffer the same fate, and require software patching of the mischievous



The 68060, as you should know by now, is the big black chip at the top right of the board.

Sysinfo can't make head nor tail of the 68060.

The 25MHz 68040 in the original Amiga A4000/040 has always been considered okay. But next to the 68060? Well...



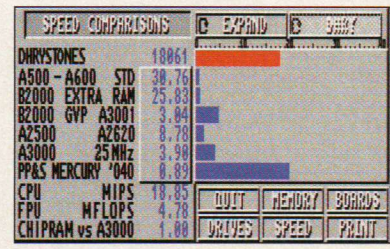
instructions. The Apollo has no patching software other than the libraries – although this method is slower than the Cyberstorm's CyberPatcher method. I found regrettably that supervisor burst in with *Lightwave*, and *ADPro* among others. This troubled me greatly as *Lightwave* is probably the program that would benefit most from the Apollo. I contacted Visage who supplied the board, who then contacted the manufacturers, but little was done.

Investigation suggested that supervisor was being called on behalf of the memory addressing system; it was looking for motherboard RAM and then, upon not finding any, re-routing it back to the Apollo 32Mb SIMM.

The motherboard RAM does not have priority in any way, it's just that a particular instruction issued by some action taken by *Lightwave*, somewhere, was really hoping for the motherboard RAM. The installation of a 4Mb SIMM (£19 brand new) in the motherboard solved the problem completely for me.

PUT ON YOUR JUMPER

The Apollo 4060 can access two adjacent identical SIMMs in one processor cycle. There is also a jumper to support ED RAM (not to be confused with EDO). As well as the Data and Instruction caches, the Branch cache of the 68060 can be toggled, together with mapping of the



ROM to Apollo 32-bit RAM, via the CPU60 command.

The internal SCSI port onboard is not the best but has worked for me without incident. It does, however, fail to properly recognise media changes, such as Jaz or Zip cartridge replacements. One company have found a way around this and are working on an external SCSI add-on as well, which would allow the use of scanners, CD-ROM drives, etc.

The 4060 is an impressive and reliable piece of kit. As with most new hardware, it's more stable in the presence of the latest Buster chip (Rev 11 £15 – Dart Computer Service 0116 2470059 – you'll need a socketed Buster for this to work). The price shaves nearly £70 off the Cyberstorm with SCSI and £200 off GVP's contender.

DISTRIBUTOR: Visage Computers
0115 944 4500
PRICE: £399.99
REQUIREMENTS: A4000/A3000

SPEED: ●●●●●
 It's a very good incarnation of the 68060. Need I say more?
MANUAL: ●●●○○
 Better presentation would've been nice.
ACCESSIBILITY: ●●●○○
 Very much a plug and play affair.
FEATURES: ●●●○○
 Shame about the lack of external SCSI.
VALUE: ●●●●●
 Cheaper than the competition.
OVERALL VERDICT:
 A veritable jewel in the crown of good processing ability.

90%

Visage

Computers

Buy Now
Pay Later
Please call for details

25 Bath Street,
Ilkeston, Derbyshire,
DE7 5AH



Tel: (0115) 9444500 Fax: (0115) 9444501




STORAGE

HARD DRIVES

WESTERN DIGITAL

635Mb	£CALL
850Mb	£CALL
1GIG	£154.99
1.2GIG	£149.99
1.6GIG	£189.99
2GIG	£219.99



850Mb	£CALL
1GIG	£139.99
1.2GIG	£149.99
2GIG	£179.99
3GIG	£229.99

ALL 3.5" IDE HARD DRIVES REQUIRE AN ADAPTOR CABLE WHEN FITTED INTO AN A600/A1200 (£15.00 WHEN PURCHASED WITH A DRIVE. £19.99 WHEN PURCHASED SEPARATELY).

WATCH PRICE
IF YOU HAVE FOUND A CHEAPER PRICE ELSEWHERE IN THE MAGAZINE, CALL US AND WE WILL DO OUR BEST TO BEAT IT.

Quantum

1GIG	£139.99
1.2GIG	£149.99
1.7GIG	£159.99
2.5GIG	£199.99
3.8GIG	£239.99
6.4GIG	£CALL



IBM/HITACHI 2.5" IDE

420Mb	£114.99
720Mb	£129.99
810Mb	£179.99
1.3GIG	£199.99

MEMORY

72pin 70NS	72pin 60NS
4Mb	£19.99
8Mb	£37.99
16Mb	£74.99
32Mb	£149.99
4Mb	£19.99
8Mb	£37.99
16Mb	£74.99
32Mb	£149.99

A1200 RAM CARDS

A1200 0Mb	£49.99
A1200 4Mb	£69.99
A1200 8Mb	£84.99

WATCH PRICE
IF YOU HAVE FOUND A CHEAPER PRICE ELSEWHERE IN THE MAGAZINE, CALL US AND WE WILL DO OUR BEST TO BEAT IT.

WAIT!

When you first receive your hard drive we think the last thing you want to do is to have to re-format it. All our drives are set up CORRECTLY. We can even configure the drive to your specifications.

• Drives are formatted & installed with WorkBench.

• OVER 150Mb of top quality Public Domain software including: Compugraphic fonts & clipart, Image objects, top demos & music modules, essential utilities, games and lots more!!!

CALL 0115 9444500 TO PLACE YOUR ORDER

APOLLO ACCELERATORS

APOLLO 1240/1260

The new Apollo 1240 features a fan cooled super-fast 68040 running at 25MHz (the 1260 uses the 68060 running at 50MHz), in-built FPU, battery-backed clock and 1 x 72pin SIMM socket. Making it one of the best value accelerator cards available.

1240/25 0Mb	£199.99	1260/50 0Mb	£479.99
1240/25 4Mb	£219.99	1260/50 4Mb	£499.99
1240/25 8Mb	£237.99	1260/50 8Mb	£514.99
1240/25 16Mb	£274.99	1260/50 16Mb	£554.99
1240/25 32Mb	£349.99	1260/50 32Mb	£609.99

APOLLO 1230LC

The 1230LC combines the best Price/Performance ratio for any Amiga 1200 accelerator. With a 68030/25MHz and 25MHz 68882 FPU, 1 x 72pin SIMM socket (4 or 8Mb). Real-time battery-backed clock.

1230 0Mb	£59.99
1230 4Mb	£79.99
1230 8Mb	£94.99

APOLLO 4040

The Apollo A4000 Accelerator fits into the CPU slot of the A4000 (A3000/T). Comes in 40MHz 68040 & 50MHz 68060 versions, 4 x 72pin SIMM sockets (2 x 72pin SIMM for A3000 Desktop) & SCSI-2 controller.

4040/40MHz	£299.99
4060/50MHz	£449.99

Also available: APOLLO 1230/40MHz £99.99



Amiga 1438 Multisync Monitor
Including cables and stereo speakers
£269.99

New Epson Stylus Colour 600,
prints 1440 x 720 dpi
£269.99

0% Finance
Available
Call for details

INKJET CARTRIDGES

Call for the best prices

on inkjet cartridges, Canon, Epson,
Hewlett Packard, etc, etc.

We will not be beaten on price - GUARANTEED!

HOW TO ORDER

BY POST - Please make cheques and postal orders payable to Visage Computers.
Please allow 5 working days for cheques to clear.

WE ACCEPT ALL MAJOR CREDIT CARDS INCLUDING SWITCH, VISA & DELTA

BY PHONE: Credit/Debit card orders taken from 9.30am - 5.30pm Monday to Saturday

DELIVERY CHARGES NEXT DAY - £6.95

Want to get connected?

STOP PRESS!!

Voyager Supports FRAMES!



...AMITCP v4.5 DIALUP

[NEW!! FULL TCP CLIENT]

...VOYAGER-NG v2.1

[EXCLUSIVE!! NEW WWW CLIENT]

...MICRODOT-II

[AMAZING NEW MAIL/NEWS CLIENT]

...AmFTP

[INDUSTRY STANDARD FTP CLIENT]

...AmIRC

[INDUSTRY STANDARD IRC CLIENT]

...AmTelnet

[TELNET CLIENT - AMFTP AUTHOR!]

...AmTalk

[INTERNET CHAT CLIENT]

...AmFinger

[FINGER CLIENT]

...AmTerm

[NEW COMMS/BBS CLIENT]

& MUI 3.8 (Shareware)

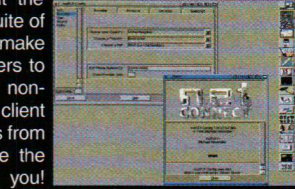


COMPLETE
Internet Software

Wanting to get onto the Internet? Already connected, but frustrated with your software? NetConnect is all you need to get connected to the Internet and contains a suite of seven commercially licensed Internet applications. You won't find an interface as easy-to-use as NetConnect's! We have spoken at length to so many of our customers about getting onto the Internet - we know exactly what you need and what you want. You want software you can use - not shareware but commercial software, you want the hassle taken out of the installation and you want a suite of the very best Amiga Internet software. Indeed, to make NetConnect the very best we organised programmers to enhance their software - so you get previously non-released software. NetConnect contains a full TCP client worth over £35 in itself! You can save masses of £££'s from buying NetConnect as there is no need to licence the Internet software - full versions all licenced for you! Remember you are also entitled to minor upgrades/fixes as a registered user!!



New for Voyager-NG v2.1
HTML 3.2 specifications - tables and full frames (scrolling and floating as shown) now supported!
Internal Image Decoder - fast internal GIF/JPG decoding, GIF Anims, 24BIT CyberGFX support!
Graphical Printing - print web pages as they are shown!
Enhanced Features - POP-UP menus, MIME GUI, extra security, FULL FTP module and much more!



Buy Your Vaporware Products Direct From Active!



NETCONNECT AND VAPORWARE PRICES

NetConnect CD Version or 3.5" Floppy Disks	£ 49.95
33.6 Voice Modem	£ 89.95
33.6 Non-Voice Modem	£ 99.95
33.6 Voice Modem & NetConnect	£119.95
Voyager Next Generation (v2.10)	£ 20.00
Microdot-II (call for release date and to confirm price)	£ 20.00
AmIRC v1.32	£ 19.00
AmFTP v1.72	£ 19.00
AmTalk v1.2	£ 12.00
AmTelnet v1.0 + AmTerm v1.0	£ 18.00
MUI 3.8 (when you buy Vapor products or NetConnect)	£ 12.00
* 5% Discount when 2-4 Vapor products are bought, 10% Discount for 5+ * Note that the Vaporware products are e-mail only but can be sent on floppy for a surcharge of £2.00 per product.	

Quality 33.6 Voice and Non-Voice Data/Fax Modems



- 33600 bps DATA/FAX modem - true v34. Throughput to 115, 200 BPS via V.42 bis data compression
- Group 1, 2 & 3 send/receive FAX (14.4)
- Voice Commands/SDV upgradeable (by software) *voice only
- Auto Answer *voice only
- Full Duplex Speaker *voice only
- Call Discrimination *voice only
- Fax on demand *voice only
- Simultaneous voice and data (S.V.D.) *voice only
- Message playback via sound card / speaker or headset *voice only
- Auto mode detection allows modem to connect with a modem that is configured for differing connection modes
- Extended AT command set
- Upgradable ROM chip (safeguarding against future specifications)
- BT and CE Approved
- Amiga 25pin and Surf Squirrel/PC 9pin serial cable included
- With Headphones and Microphone *voice only
- Full "get started" documentation
- 5 year warranty - also undergone rigorous Amiga tests

Save over £23 with Enterprise!

Buy NetConnect and get FREE connection to Enterprise (worth £20 ex. VAT or £23.80 inc. VAT)

Send your order to:

Active Software, PO Box 151,
Darlington, County Durham,
DL3 8YT, ENGLAND.



01325 352260

active@enterprise.net

Postage and Delivery

CD's	Modem
- 50p per CD for UK delivery	- £1 per CD for EU delivery
- £1 per CD for EU delivery	- £2 per CD World delivery
- £3 for 2-3 day delivery	- £4 for next day delivery
- £15 for Saturday delivery	

Make cheques/P.O.'s payable to Active Software and send to the address listed opposite. We can accept credit or debit card orders. For any additional information call us ASAP!

Supported by

ISP's Worldwide
NetConnect allows you to select your country then select an ISP (easy!) - we have about 160 ISP's listed from 2 different countries (5 from the UK!). Nearly 100% of the WORLD is covered for any user who wants to connect to the Internet!




Power CD-ROM

Bored with swapping floppies? Want to access the AFCDs? You need a CD-ROM drive. Ben Vost looks into two low-cost options.



It may not be the fastest CD-ROM drive in the world, but it's just got to be one of the cheapest!



which is always on our CD (in the - Look_here_1st!-/Handy_Tools/ drawer). The CD-ROM bundle with the Viper card actually comes with the *AmiCDFS* drivers, so you shouldn't have a problem there. The only difference will be that you probably won't be able to run *AmiCDFS* without a hard drive – but then you've got a hard drive already, right?

Because these CD drives are SCSI-based they're dead easy to set up. No fiddling around inside your machine (unless you have to fit the Viper's SCSI cable), just plug in the

Squirrel and away you go. There's nothing to it, there really isn't and within

minutes you'll have a machine ready to start sorting through the gargantuan pile-o'-stuff that we put on our CD every issue. Yum!



second) and one quad speed (600k per second), but since there are no titles currently on the Amiga that depend on any particular speed of CD-ROM drive, your only concerns should be how much you want to spend and how patient you are.

SQUIRREL DRIVING

The software supplied for the standalone CD-ROM drive is obviously the Squirrel drivers, based on the somewhat buggy Commodore CDFS, and in keeping with our CD-ROM pages, we suggest you change over to *AmiCDFS*

Reader surveys are great for us because they let us know what kit people have. Hopefully the results of our next one will show that CD-ROM drives are as prevalent on the Amiga as hard drives – and that absolutely everyone has a hard drive. These CD-ROM drives might help with that. Thanks to Power Computing you can now access those silver platters for less than £100 (although not much less, admittedly). There are two drives available, one dual speed (300k per

INSTANT UPGRADE KIT

These bundles from Power can effectively provide you with an instant upgrade kit, bringing your A1200 right up to date in one fell swoop.

There are basically two bundles. One is just the CD-ROM drive (whichever speed you choose) plus a Classic Squirrel SCSI interface (itself worth £50), the *Oscar and Diggers* CD and the *Chaos Engine* CD from the Spectacular Voyage CD32 bundle. You also get *Personal Write* and

Wordworth 6 Office CD (AF93 95%), again worth £49.95. In effect you are getting all this for the price of just a Squirrel and *Wordworth 6 Office*.

If you go for the Viper bundle, you get all the software mentioned above, but instead of the Squirrel you'll have the neater solution of using the Viper's internal SCSI II controller. And this isn't the Viper IV, it's the big full-on 50MHz Viper Mark V with 8Mb RAM (AF98 97%).

DISTRIBUTOR: Power Computing

01234 851500

PRICE: 2x SCSI CD-ROM bundle £99.95

4x SCSI CD-ROM bundle £139.95

2x Viper CD-ROM bundle £239.95

4x Viper CD-ROM bundle £269.95

REQUIREMENTS: A1200

SPEED:

About what you'd expect. ●●●●○

MANUAL:

Assorted manuals for the Squirrel etc. ●●●●○

ACCESSIBILITY:

You know how to insert a floppy? Well, this isn't any harder. ●●●●●

FEATURES:

Lots plus all the AFCDs you can get. ●●●●●

VALUE:

Extremely good value. ●●●●●

OVERALL VERDICT:

These bundles are excellent value for money, especially the ones with Viper.

92%

Book your hols with the help of your Amiga! John Kennedy discovers how to decode and display Teletext pages.

Teletext is one of the great British innovations. Developed in tandem between Philips and the BBC in the 1970s, today it's still a triumph of content over presentation, providing up to the second news, weather, financial info and much more.

Most people know that the pages which make up Teletext are encoded digitally into a portion of the image which is normally hidden, and electronics in suitable TV sets can decode and display the text and crude graphics. Now with ProTel you can decode that data without a TV, using your Amiga to display the information.

HARDWARE

The ProTel connects via cable to the Amiga's parallel port, and you'll need a switch box if you want to connect a printer simultaneously.

It is very important to realise that ProTel does not contain a TV tuner: it accepts a composite video signal and this means you must have a VCR or other video device (perhaps a Satellite decoder) available to supply the signal. You must also have a really good reception: Teletext doesn't like working with tiny indoor aerials, so you may have to rethink about where your computer is sited for best results.

That's all there is to the hardware: one box, one power supply and some

The ProTel is housed in a white plastic box and looks very similar to Harwood's ProGrab video digitiser.



video leads which you will need to sort out for yourself. Most VCR's have a SCART socket, so you will need to track down a SCART to phono plug or make use of one of those cheap and nasty video editing cable kits which include all possible combinations. Check that the SCART connector you buy is for video out and not for video in, or you'll be very frustrated.

This is the kind of information which would be included in any good manual, but sadly ProTel only comes with one A4 sheet. This could have been forgiven if the software was user-friendly and powerful, but it's neither.

Once working, you'll discover that it deals very differently with the information. Instead of selecting a page and waiting for it to appear, you select the range of pages you are interested in and the system captures them all to memory. You can then browse through, using the cursor keys or tapping in three digit page numbers.

So far, so adequate and reading Teletext in this way is a lot more

enjoyable than waiting ages for pages to update. If you do read Teletext a

lot, you'll love the ease and speed of access.

You can also print pages, or save them as IFF images or plain text.

Now for the bad news. Screen modes are handled terribly: you cannot open a display on the Workbench or any public screen, and when you change mode you need to restart the program and so lose any cached pages. Pick the wrong mode, and you'll only see a portion of the page and you can't scroll around it. The software makes no attempt to understand any of the more subtle (!) aspects of Teletext, such as zooming, flashing text or revealing hidden words.

IT GETS WORSE

The ARExx port doesn't seem to work, and the example on the back page of the inadequate instructions won't even run. This is more than a nuisance: – a powerful ARExx implementation would by itself make ProTel a useful tool. A combination of live information and the Amiga's multitasking would produce a formidable machine. Imagine having the latest news headlines displayed live on your Workbench as you work, or Stocks and Shares information inserted straight into a spreadsheet. I hope this aspect of the software in particular, will be addressed very soon.

Overall, the software is very disappointing and spoils an otherwise potentially terrific peripheral. I've used considerably better software three years ago on PC systems – software which allowed multiple pages to be opened, point and click support for page numbers, intelligent search routines which kept watch for particular key words and phrases. The scope is tremendous and has been thrown away. If development is not to continue, then I hope at least the source code will be made available to let others have a bash.

Gripes about the software aside – if you are a Teletext fan, and assuming you have access to a tuner (a second hand VCR for example), you'll find ProTel terrific fun.

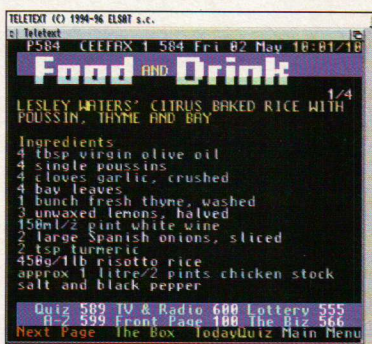


DISTRIBUTOR: Gordon Harwood
01773 836781
PRICE: £44.95
REQUIREMENTS: Free parallel port

SPEED: ●●●●○
Very speedy downloading pages. An interactive mode would be welcome.
MANUAL: ●○○○○
More info needed (especially on ARExx).
ACCESSIBILITY: ●●●○○
Once working it's easy to use.
FEATURES: ●●○○○
Could offer so much more than it does.
VALUE: ●●●○○
OK, but you'll need to access a TV tuner.
OVERALL VERDICT:
Good hardware let down by lack of documentation and poor software.

60%

An excellent use of ProTel: capturing recipes. Notice how the rather poor image saving routine doesn't even remove window borders, but saves the current screen.



Eyetechn's Summer Sizzlers STRONG POUND = LOWER PRICES - WHICH WE PASS ON TO YOU!

New Eyetechn EZ-Tower £119.95; 16 speed CDPlus system £199.95; High speed A1200 serial port £49.95; Accelerators: '030/25MHz/MMU/FPU £69.95, '030/33MHz/MMU/FPU £84.95; '040/25MHz £169.95, '060/50MHz £389.95; Data/fax modems from £24.95; SX32 Mk2 £159.95; SX32Pro from £269.95

The All-New Eyetechn EZ-TOWER

The easiest A1200 Tower conversion - bar none!

If you can use a screwdriver you could build your own A1200 tower system in less than half an hour!

It Couldn't be Easier!

- Remove the case top and keyboard ribbon cable (No shield removal required).
- Slot in the ribbon cable from the optional PC/Amiga keyboard interface.
- Mount existing and new hard and floppy drives and CDROM units in the bays using the screws provided.
- Connect up the drives power and data cables.
- Clip in the A1200 motherboard/base into the custom backpanel.
- Push on the power/HD/FDD LED adapter and the A1200 power connector.
- Put back the outer case. That's it! ...

Now You've Got Tower Power!

...Or buy a CDPlus unit (below) and get an EZ-Tower* for just £99.95

(*as an alternative to the regular CDPlus case)

NEW! EZ-Tower and 250W PSU - only £119.95

EZ-Tower Accessories:

- PC or A2000 A1200 k/b adapter - no soldering or shield removal needed. £39.95
- 7 x Zorro II slots expansion board - including 2x video and 5 x PC ISA slots with accelerator pass-through. Fits most towers. £179.95
- Replacement A1200 internal floppy drive mechanism with faceplate and interface for tower mounting £44.95

The Top-Rated Eyetechn CDPlus for the A1200

- 8- or 12/16- speed external CDROM unit in quality, CE-approved case with heavy duty PSU
- Leaves trapdoor free for accelerators / memory expansion and the PCMCIA slot free for digitisers, modems, samplers etc
- Option to add additional HD's, CDROMs, SyQuests, IDE Zips, Jazs, SyJets, ATAPI tape streamers etc powered from the CDPlus unit
- Comes with special Eyetechn '060-compatible Mk2 4-device EIDE buffered interface board - easily fitted in minutes with no cutting/drilling (Note that IDE CDROMs must never be directly connected to the A1200 without a buffered interface - ask any qualified electronics engineer!)
- Gold plated audio phono sockets at rear (CD+ only) and front panel headphone socket and volume control

Amazing Value 8-speed - only £179.95

NEW! 12/16-Speed - 2.4MB/s (max) - only £199.95

Considering a PowerStation?

The CDPlus is now available with a, 230W, CE-approved, PC MiniTower* or Desktop* case (which can also power your A1200) - for only £25extra

(*as an alternative to the regular CDPlus case)

D-I-Y and Bargain Corner

Hard-to-find parts for your Amiga project

- Hard, floppy drive cables and cases
- 2.5"-2.5" 44-way HD cables for A600 & A1200 9cm £8.95, 13cm £14.95
- 2.5" 3x44-way hard drive cables for 2 x 2.5" drives (6cm+6cm) £14.95
- 3.5" power & data cables for A600 & A1200 £14.95
- 3.5" full fitting kit for A600 & A1200 (contains everything) £24.95
- 3.5" external hard drive case £19.95
- 3.5" removable drive deluxe external HD case £29.95
- Metal CDROM case (no psu) £5.95
- 3 x 40-way IDE cable for 3.5" HD/CDROM - 85cm/2' 9" £9.95
- Custom 3 x 40 IDE cables to 1.5m/5' (enclose drawing) £19.95
- 3.5" hard drive to 5.25" bay with 3.5" data/power cable adapters £6.95
- 2.5" floppy/SyQuest/Zip drive to 5.25" bay mounting adapters £6.95
- 40 pin m-f detachable data cable for external 3.5" HD/CDROMs £12.95
- Slime external floppy/IDE SyQuest/IDE ZIP/IDE Jaz case £12.95
- SCSI cable 25way D(m)to 50way Centronics (m) (1m) £9.95
- 2 x 34pin-F, 0.6m ribbon cables for mounting DFO: in tower £9.95
- 23p-M to 23p-F external Floppy extn cable 0.6m £12.95; 2m £14.95
- Audio & video cables and adapters
- 3.5mm stereo jack plug to 2 x phono plugs for CDROM £6.95
- CDROM standard 4 pin inverted T audio connector & phono plugs £9.95
- Phono plug x 2 to phono plug/socket x 2 audio mixer leads £6.95
- 2 x phono socket to phono plug mixer adapters (Gold £3.50) £2.50
- Stereo 2 x phono plug to 2 x phono plug 1.1m/4' (4.8m/16' £9.95) £4.95
- Stereo speakers (pair), with amp (16WPMPO) & mainspsu £12.95
- Power supplies, cables & PC towers/desktops with integral psus
- IDF or SCSI CDROM case, 40w PSU, audio & data connect's £59.95
- Enhanced metal case PSU for A600/A1200/CD32/CDROM/external HD (fit your old lead - instructions provided) £39.95
- Mini-tower or desktop case with 200W/230W PSU, CD & HD/Zip bay, power lead connector block, resistor, cable restraint etc, & full instr'n £49.95
- 4-pin M-F extension cable from PSU to external HD/CD 0.9m/3' £9.95
- 23 pin m-f floppy drive connector to 4 pin HD/CDROM power plug £9.95
- Miscellaneous
- A1200/SX32 internal cooling fan - dissipate that extra power! £14.95
- VGA 23-15 pin adapter for A500/600/1200 £12.95; for A4000 £24.95
- A2000 keyboards (new) for A2000/3000/4000* (adapter+ES) £49.95
- 50MHz capable PGA FPU for SX32Pro/50 or accelerators £59.95
- Amiga CDROM disks - our selection - 5 for £10.00
- A1200 RAM boards (clock, FPU skt) £34.95
- Amiga microswitched mouse with mousemat £9.95
- Amiga Workbench 3.0 disks (5) with WB3.0 & user manuals £19.95

SX32Mk2 & SX32Pro Internal Expansion for the CD32 STOP PRESS!!!

The Award Winning SX32 Pro is now even more affordable The SX32Pro and SX32Mk2 add ...

- 33 or 50MHz '030 MMU CPU and FPU socket (33MHz FPU socket only on the SX32Mk2)
- Simm socket for up to 64MB of 32 bit fast (60/70ns) RAM (up to 8MB fast (70ns) RAM on the SX32Mk2)
- Buffered IDE interface for internal 2.5" hard drive and second hard drive, SyQuest, Jaz or even 8 speed CDROM (optional extra on the SX32 Mk2)
- Sockets for RGB video (23 pin), VGA video (15 pin), Parallel port (25 pin), Serial port (25 pin), Floppy disk port (23 pin)
- Jumper-selectable for PC or Amiga keyboard input (external adapter on SX32Mk2)

... to the CD32's existing mouse, joystick, keyboard, audio, RF, composite video and SVHS ports.

SX32Mk2 - sale price - £159.95


SX32Pro-50 - sale price - £299.95

Genuine Amiga 89-key compact keyboard £34.95

SX32 floppy, hard drives 20MB-1GB, RAM - Please ring

Special CPU Limited Quantity - SX32Pro-40SE. A Special Edition SX32 Pro purchase with 40Mhz '030EC processor (no MMU) - Just £269.95

What do the reviewers say?
Amiga User Int'l "95% - Definitely Recommended"
Amiga Computing "90% - A Dream to Use." Blue Chip Award
Amiga Format "96% - Absolutely Top Notch" Gold Award



The SX32Pro

All models include full pictorial fitting instructions, WB3.0 & utilities on CD and 'Click-and-Go' hard drive installation diskette

AMIGA HEALTH WARNING

If you have recently fitted - or intend to fit - an IDE/ATAPI CDROM to your A1200 (other than an Eyetechn CDPlus unit) without a buffered interface then your Amiga is in risk of serious damage arising in the future. The A1200 - unlike A4000's and PC's - has NO internal IDE buffering. On the A1200 the IDE interface connects directly to the A1200 processor chip which itself has insufficient output to drive more than one IDE/ATAPI device (and only then on a short data cable) for any sustained time period. To the best of our knowledge the Eyetechn CDPlus is the only A1200 ATAPI CDROM supplied with a buffered interface as standard. We are now making this 4-device buffered interface available separately for use with other kits and D-I-Y CDROM installations. At only £39.95 it is a small price to pay to preserve your Amiga's health. Mk2 interface now available - Compatible with all popular hard drives and accelerators - including '060 models



The CDPlus and SyQuest EZ135 drives. The IDE Zip Drive is the same size as the EZ135

The Amazing Iomega IDE Zip Drive

Another first from Eyetechn

- Can be used in place of - or as well as - the internal hard drive
- Use a different bootable cartridge for each application or family member
- Ideal for transferring multimedia data between Amigas and/or other platforms
- Fits in any Amiga/desktop/minitower floppy drive bay or in external case
- The ideal way to backup your data




The IDE Zip drive fitted in an A1200

Bare IDE Zip drive (inc Eyetechn ZipPrep tools) - Just £119.95

100MB Zip cartridges just £14.95/1 or £39.95/3 (*A600/A1200 buffered interface needed)

A1200 InstantDrive Hard Disk Kits

InstantDrives are only available from Eyetechn



"The fastest drive I have tested on any platform ...95%" - David Taylor - Amiga Format February 1997

Important Note! 3.5" hard drives - even those described as 'Slim' - are usually 1 1/25mm high and will not fit in an A1200 without significant modifications to the case and metal shielding - which itself reduces the value of your computer. All InstantDrives from Eyetechn are less than 20mm high and fit perfectly.

- Rated 99% - AUI November 1996, 95% - Amiga Format February 1997
- No hole drilling, case clipping, or shield removal required
- All drives are brand new with a 2 year warranty and come inclusive of full fitting kit and easy-to-follow pictorial instructions
- Ready-to-use with WB3.0 and over 45 top quality utilities installed and configured to the Toolsdaemon menu system.
- AV drives come with MME multimedia authoring software preinstalled

2.56 GB AV (~3MB/s) - just £239.95

NEW - Superfast 1.75GB 3.5" tower drives - £169.95

- 2.5" InstantDrives for the A600, A1200, SX32 & SX32 Pro
- 344MB A 2.5" drive ideal for the SX32Mk2 and for the A1200/A600 £129.95
- 540MB A fast, superslim drive with ample capacity for most users £149.95
- 810MB A superb, superslim drive ideal for users of serious applications £179.95
- 1.08GB The high performance superslim drive is ideal for power users £209.95
- 1.8GB This top-of-the-range superslim drive is perfect for the SX32Pro £239.95

Eyetechn Group Ltd
The Old Bank, 12 West Green,
Stokesley, N Yorks, TS9 5BB, UK
Tel UK: 07000 4 AMIGA
01642 713 185
Tel Int'l: +44 1642 713 185
Fax: +44 1642 713 634
eyetechn@cix.compulink.co.uk
http://www.eyetechn.co.uk/~eyetechn

Next Day delivery to EC and USA/Canada. Worldwide deliveries in 2-7 days from receipt of faxed order and payment details. eg SX32 next day to NYC £25.30). UK m and 2nd day insured delivery charges: S/w, cables, buffered £12.50/£3; 2.5" drives, accelerators, mem boards £6/£7; 3.5" drives, modems, psus £8/£10; CDPlus £10/£12 Ring/fax/bank for other delivery costs UK bank/building society cheques, Visa*, Mastercard*, Switch, Delta, Connect, Postal/Money orders accepted. * A 3% surcharge is applicable to all credit card orders. Due to space limitations some of the specs given are indicative only - please ring/write for further details. Please check prices, specs and availability before ordering. If ordering by post please include a contact phone no. Goods are not supplied on a trial basis. E&OE. All prices include VAT at 17.5%. VAT is not applicable to non-EC orders

Voted AUI Amiga Company of the Year 1996/7
EYETECH

Two new A1200 Expansion Products from Eyetechn

PortPlus - high speed serial and parallel port expansion

- 2 x 460Kbaud buffered serial ports with low CPU overhead
- PC & Amiga compatible parallel port transferring up to 500K bytes/sec
- Optional high speed PC-Amiga & Amiga-Amiga networking software
- Leaves PCMCIA & trapdoor free; accelerator friendly & very easy to fit

PortPlus - just £99.95!

New! PortJnr - high speed serial port - just £49.95

Apollo Accelerators - Unbeatable pricing

Entry level A1200 Accelerators - Unbelievable value

25MHz '030 with MMU & FPU. (5 Mips) - Just £69.95

33MHz '030 with MMU & FPU. (7 Mips) - Just £84.95

Power User A1200 '040/'060 accelerators (no tower req'd)

25MHz '040 with MMU & FPU. (19 Mips) - Only £169.95

33MHz '040 with MMU & FPU. (25 Mips) - Only £199.95

40MHz '040 with MMU & FPU. (30 Mips) - Only £229.95

50MHz '060 with MMU & FPU. (40 Mips) - Only £389.95

A Standard A1200 is rated at 1.3 Mips. All measurements from Sysinfo

>>>Special memory pricing with accelerator purchases<<<

4MB* - £19.95; 8MB - £39.95; 16MB - £69.95; 32MB - £149.95 (60/70'ns)

Interface Island

Where your Amiga does more

A1200/A4000 non-Zorro

4-device A1200 buffered EIDE i/f £39.95

4-device EIDE interface for A4000 £29.95

PC/A2000 A1200 ribbon k/b adapter £39.95

7 x Zorro II slots w/ accel pass-thru. £179.95

DFO: interface for Sony floppy £14.95

DFO: i/f, with Sony floppy & cable £44.95

DD/HD Amiga & PC A1200 2x FDD i/f

- for A1200 hard drive IDE port £64.95

- for A1200 clock port £79.95

- for A4000 IDE port £69.95

PortPlus 2x 460Kbaud ser + 1 x par £99.95

PortJnr 1x 460Kbaud serial port £49.95

Zorro II/III

ISDN adapter dual channel -128KB £159.95

GG2+ - use PC cards in Z2 slots £129.95

IDEPlus 3x2 IDE + 2x DD/HD PC & Amiga £89.95

Amiga Drivers for Epson Printers and Scanners

EnPrint for the Stylus

Range of printers

Unbelievable photographic quality output

'Preferences' & stand-alone printing program

ScanQuix3 for all Epson scanners

24 bit scanning with full range of editing options

'Scan-to-disk' option in jpeg or IFF formats

Stand-alone use or integrates with your Art package (Photogenics, ImageFX, AdPro, XiPaint, Pagestream, 3 DPaints, ArtEffect, PPaint)

Also available for HP, Mustek (Paragon) and Artec scanners

EnPrint v2.1.3 - only £29.95

ScanQuix v3.0 - only £79.95



Scanned printed output

REPAIRS

WITH EXTENDED 120 DAYS WARRANTY
WHILE-U-WAIT!!!

Attention Dealers

Ring/Fax Now for best trade prices and terms
on Repairs, Spares, Floppy Drives, Hard Drives,
CD Rom Drives and Memory Upgrades.

- FAST TURNAROUND
- 120 DAYS WARRANTY ON ALL REPAIRS
- £10.00 EXTRA CHARGE FOR WHILE-U-WAIT SERVICE
- PICKUP & DELIVERY CHARGES £7.05 EACH WAY
- A1500/A2000/A4000.....QUOTATION

Please call for
a better than
price match
deal

A500, A500+ & A600

£39.95

A1200

£49.95

MEMORY UPGRADES

A500 Upgrade to 1 Meg

£13.95

A500+ Upgrade to 2 Meg

£19.95

A600 Upgrade to 2 Meg

£19.95

**UNBEATABLE
PRICES**

Please call for latest best price

A1200 0Mb

£39.00

4Mb

£49.00

8Mb

£65.00

INTERNAL FLOPPY DRIVES

A500/A500 + /A600/A1200.....**£28.95**

APOLLO ACCELERATORS

1230 Lite ..£69.95

1230/50 ..£129.95

1240/25 ..£199.95

1240/40 ..£239.95

1260/50 ..£399.95

SIMMS

4Mb.....£19.00

8Mb£39.00

16Mb£79.00

32Mb.....£139.00

SCSI CD-ROMS

QUAD SPEED

SCSI + SQUIRREL£159.00

IDE CD-ROM

HITACHI 16 MAX£89.95

LOLA GENLOCKS

L1500 . . . £169.95

L2000S . £349.95

SIMPLY THE BEST AFTER-SALES SERVICE

MODEMS

**BABT APPROVED
+ NCOMM SOFTWARE
+ CABLES**

33.6k.....£79.00

**GUARANTEED
SAME DAY DESPATCH**
(Subject to availability)

2.5" IDE HARD DRIVES

All hard drives are pre-formatted, partitioned with Workbench loaded and include cable & software

60MB£55.00

80MB£65.00

170MB£69.00

260MB£80.00

420MB.....£120.00

540MB.....£129.00

810MB.....£139.95

1.44Gig£199.00

2.1Gig£249.95

3.5" IDE HARD DRIVES

2.1Gig.....£149.95

4.2Gig.....£249.00

Please call for other capacities

NEW

TRADE-IN

Your lower capacity

Hard Drive when you buy any 2.5" or 3.5" IDE Hard Drive from us.
We will even transfer your data to your new drive.

COMPUTERS

A500 With PSU + Mouse + Mat....£79.95

A500+ With PSU + Mouse + Mat..£89.95

A600 With PSU + Mouse + Mat....£99.95

A1200 Without HD£299.95

A1200 With 80MB£349.95

A1200 With 170MB£369.95

A1200 With 420MB£419.95

A1200 With 540MB£429.95

A2000 (Available)Call

A4000 (Available)Call

CHIPS ♣ SPARES ♣ ACCESSORIES

ROM 2.04£18.00

ROM 2.05£19.00

A500/A500+ KEYBOARD£29.95

AMIGA MOUSE + MAT£14.95

A500/A600/A1200 CIA£12.00

A600/A1200 KEYBOARD£29.95

SCART LEAD£14.95

MONITOR CABLE£14.95

SQUIRREL INTERFACE£50.00

SURF SQUIRREL£89.00

A520 MODULATOR£18.00

A500/A600/A1200 POWER SUPPLY£24.95

A1500/A2000/A3000/A4000 POWER SUPPLYCALL

* All spares are available ex-stock

* Please call for any chip or spare not listed here

ANALOGIC
ANALOGIC
ANALOGIC

Anallogic Computers (UK) Ltd
Unit 6, Ashway Centre, Elm Crescent,
Kingston-upon-Thames, Surrey KT2 6HH

Open Mon-Fri 8.00am-5.30pm, Sat 9.00am-5.00pm Fax: 0181 541 4671

Tel: 0181 546 9575

★ All prices include VAT ★ All prices & specifications subject to change without notice ★ Fixed charge for repair does not include disk drive/keyboard
★ We reserve the right to refuse any repair ★ P&P charges £3.50 by Royal Mail or £7.05 for courier ★ Please allow 5 working days for cheque clearance
★ All sales/repairs are only as per our terms and conditions, copy available on request.



This is where we invite you to tell us what you think of popular Amiga products. This month Oliver Hodgson looks at:

Wordworth 6

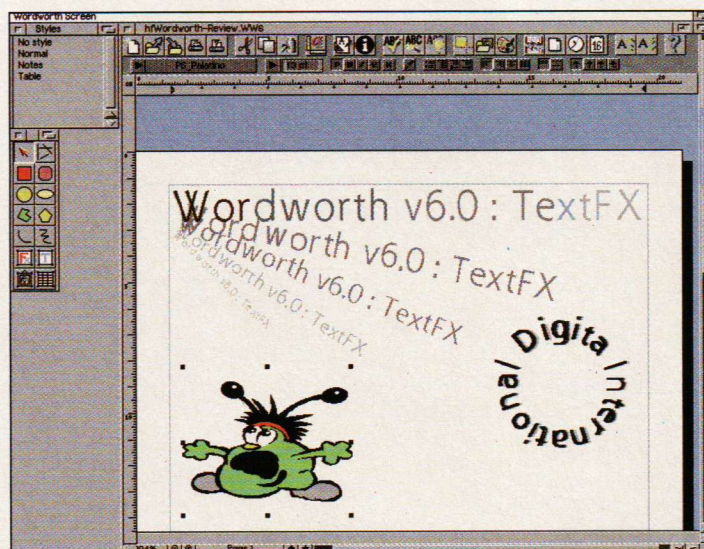


Word processors are a daily part of my life. On the PCs at college I am forced to use *Word 6* – big, slow, but hugely powerful. On my A1200 I use *Wordworth 6* – possibly the most powerful word processor on the Amiga. It is also quite quick and a lot smaller than the aforementioned behemoth.

Up until recently I was using an early version of *Wordworth* that came with the A1200 Dynamite Pack. Doh! It was great in its day but now? I think not. Then came a *Wordworth 5* demo on the front of, the now sadly defunct, *Amiga Shopper*. This was much nicer but slow and featureless. Then along came *Wordworth 6*. Digita were offering a very good upgrade deal so I went for it. Installation from the six floppies (it is also available on CD-ROM) is fairly painless – it's all done with the standard Amiga installer. Once that's done, you just click on the icon.

GOOD LOOKING

The interface is one of the best looking I have ever come across, far nicer in fact than its biggest rival – *Final Writer* which, for me, is a major factor in my choice between the two. The interface also makes it easier to use. All of the icons on the toolbar actually represent what they



Wordworth's text effects are very powerful, but slow and not very comprehensive.

do and if you don't know what one does, you only have to click on it to see.

There are an almost bewildering amount of tools available, some that I would never have thought of using, like small caps and • bullet points, and some that I still don't use like indexing and footnotes. You can even make your documents talk to you!

There are also a wide range of picture formats that can be imported. These range from the obvious, like IFF and PCX, to the more unusual such as EPS and CGM. Some that are notable by their absence are JPEG and datatypes but it's quite easy to convert an image to a format that is supported with a graphics package. Support for fonts is good too – *Wordworth* can use Compugraphic, Postscript, and TrueType fonts. You can use your printer's own internal printer fonts, and even Bitmap fonts!

NIGGLES

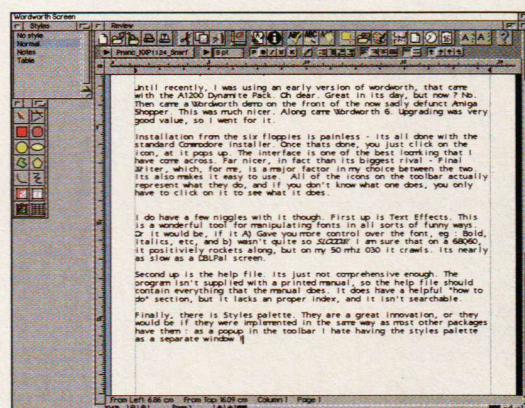
I do have a few niggles though. Firstly, Text Effects is a wonderful tool for manipulating fonts, or it would be if it a) gave you more control over font styles – bold, italics, etc., and b) wasn't quite so slooow. I am sure that on a 68060 it positively rockets along but on my 50 MHz '030 it just crawls. It's nearly as slow as a DbIPAL screen.

Secondly, the help file is just not comprehensive enough. The program isn't supplied with a printed manual so the help file should contain everything that the manual does. It does have a helpful 'how to do' section but it lacks a proper index and it isn't searchable.

AND FINALLY...

Finally, the styles palette. This would be a great innovation if it were implemented in the same way as other packages – as a pop-up in the toolbar. I hate having the styles palette as a separate window! It could also do with a speed injection.

Overall though, this is a great package – rock steady and full of features. It's great to see how much it's grown up. Roll on version seven!



Wordworth's interface is clear and good-looking. Note the styles palette.

BEN SAYS

Since it seems that nearly all our readers spend at least some time writing letters, it's a good job that the Amiga is so blessed with really decent word processors.

The competition between *Final Writer* and *Wordworth* can only be seen as a Good Thing™ since it just results in better and better packages at ever decreasing cost to the user.

As for which one is better? Well, why not take a look at our review of *Final Writer 97* on page 64 and decide for yourself.

DISTRIBUTOR: Digita 01395 270273
PRICE: £34.99 (£19.99 upgrade)
REQUIREMENTS: WB2.04, 3Mb, 68020 to use TrueType fonts.

OVERALL VERDICT:
It just gets better.

89%

CD-ROM

round-up

They're round and silver, and your Amiga eats them. Nick Veitch reckons he must be doing the round-up of the latest CDs again.



CARD GAMES

Epic 01793 490988

The first thing that has to be said about this CD is that there are in fact only three card games on here – Poker, Blackjack and Klondike. In fact, as this is one of those “dual format” CDs, only about a third of the disk is actually taken up with Amiga software.

So how can three card games possibly take up 200Mb of space? Well, if I say that they all use the REKO cardsets you will probably guess. Yes, there are rather a large number of cardsets here, and as each one takes up around 650k, that's where all the space went. Effectively, this is a collection of REKO cardsets rather than of card games, and it should be noted here

that some of them should really carry an 18 rating. I mean, if I say that one of the cardsets is called ‘Big baps’, I think you'll get the idea.

The games themselves include, obviously, *Klondike* – the perennial patience game of choice on the Amiga platform. The other two games aren't quite so enthralling. Although well presented, they don't really give you that much scope for actual playing. *Video Poker* is a faithful rendition of a video poker machine – i.e.

you place a bet before you



Essentially, this CD is just a huge selection of REKO cardsets, rather than a collection of games.



It's poker – but the video arcade style – i.e. not a lot of skill is involved at all.

see your cards, and then can't make it any bigger, you need a pair of jacks just to get your money back etc. There isn't very much skill involved. *Blackjack* is fairly similar, although it does at least have Split and Double options.

It's a shame really, because there are some really excellent card games out there, which seem to have been excluded simply because they don't use REKO cardsets. Games like *Cribbage*, *Gin*, various proper *Poker* games and even a very playable *Bridge* game are available. **AF**

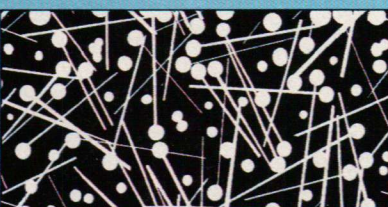

VERDICT
56%
£14.99



IMAGINE PD 3D

Weird Science 0116 234 0682

This is another graphic design disk, which means that you get high quality materials, but very little guidance on how to use them. This is


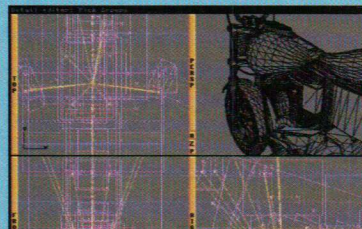


This church (top) is incredibly detailed, but lacks any textures. You could perhaps use some of the images on the CD (above) to make it more realistic.

a real shame on this disk, as the objects which do have proper textures won't render properly if you don't move the models to the correct path or do a bit of reassigning.

Another confusing thing is that the Textures directory doesn't actually contain textures – at least not in the *Imagine* sense of the word. The “texture” files are just IFFs, which are called brushes in *Imagine* language. I know this is only a small point, but it could be confusing and in actual fact, there are no *Imagine* texture files on the CD at all.


Neither are there any scene files. These don't really take up a lot of room, and are quite useful



really – they give you a quick idea of an object and of course, they can be a valuable learning tool for beginners.

The objects are, for the most part, quite stunning though. There are some excellent architectural models (which I suspect came to this format via *XCad*), a reasonable variety of vehicles, a disturbing abundance of tombstones and some excellent railway vehicles.

In spite of its many shortcomings in the areas of presentation and ease of use, this disc is still worth getting for the excellent range and quality of models. Many of them have appeared on previous *Light Rom* discs (and the texture images are all from the *Textures Gallery* CD), so may not be quite so indispensable to some of you. **AF**



Above & top: A lot of the models are very detailed. You may even find a use for the textures (left).

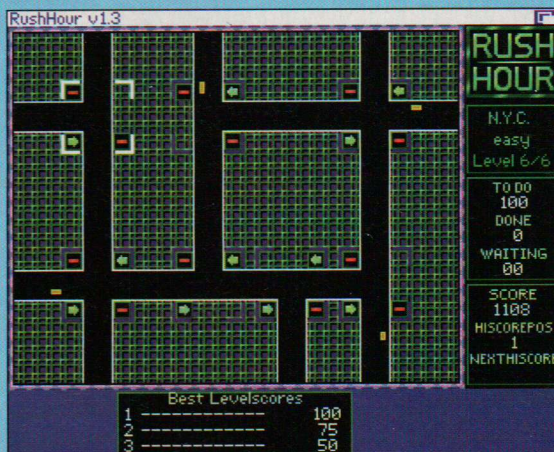
VERDICT
66%
£14.99



AMINET 18

Weird Science 0116 234 0682

In common with some of the more recent CDs, most of this collection is made up of the inordinate number of Mods and pictures which are uploaded to the Aminet - 469Mb on this disc alone. The MOD scene is still particularly strong with literally hundreds of techno/jungle music files here.

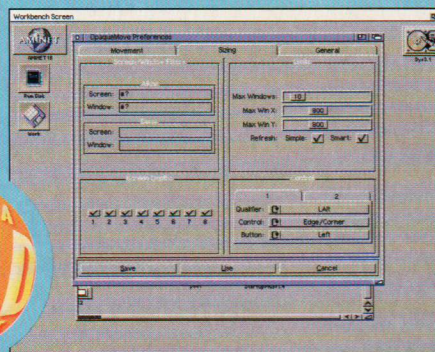
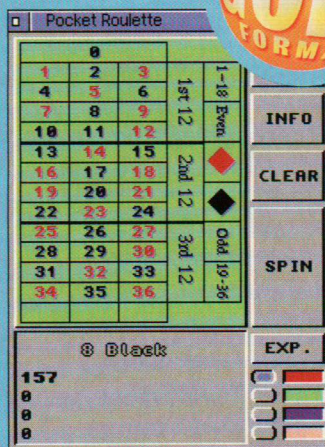


Direct the traffic in *Rush Hour* (above) or try your hand at a game of chance in the shape of *WB Roulette*.

There are also a load of great Shareware games here, including the rather excellent *WBasteroids* and the compulsive and frustrating *Rush Hour*, which features on this month's Coverdisk. There are also quite a few tank games (does nobody ever get tired of writing these). As our Game On feature

illustrates, (see page 30) there is no reason why some of these games cannot develop into full releases - the quality is certainly good enough.

Also, the now customary full commercial product on this *Aminet* CD is another game - *Xtreme Racing*. We rated this quite highly, and there has certainly been a lot of support for it on the Internet and on Aminet, so I can only assume that it is popular with Amiga game players too.



The bizarre *OpaqueMove* (above) can resize your window from any edge, but isn't as much fun as *WBasteroids* (right).

You should also check out the utilities drawer for up to date versions of *MCX*, the universal cure-all commodity; *WBStartup+2.8*, the latest version of this Mac-like startup manager; *EZcron*, a new version of the *ARexx* event scheduler and various new screen grabbers, CD audio players and speed testers.

As ever, this *Aminet* CD is well presented, with its invaluable index and auto-extracting *AmigaGuide* file. It's hard to imagine how we could ever award it less than an **AF Gold**.

VERDICT
90%
£14.99



AGA TOOLKIT '97

Weird Science 0116 234 0682

The box describes the *AGA Toolkit '97* as "the very best utilities presented ready to run directly from the CD." Things however, start to go astray with the assigns script. Basically a new screen opens, and various information about the CD appears in a telecaster type one-letter-at-a-time style. This is a nice effect, but soon drives you crazy having to wait 35 seconds every time you want to assign the CD.

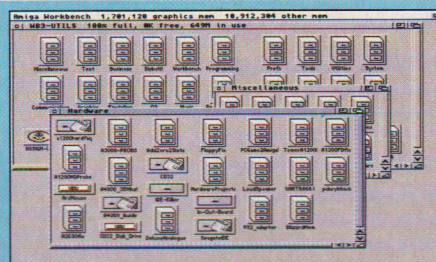
On an organisational level, the confusion continues inside. The directories containing the actual tools aren't organised in any sort of

familiar way. For example, if you look in the tools drawer, you will find the tools set up for use with this CD - and the same goes for the devs, utilities, Commodities and *WBStartup* drawers.

To add to the confusion, some things, like commodities, are found in the "workbench" drawer, while things like datatypes are in the "OS" drawer. And why is *I2DB* (which converts Aminet index files into a database) in the OS drawer? However,



There are fractals galore, including the excellent *AMountain* (top) and many mandelbrot programs.

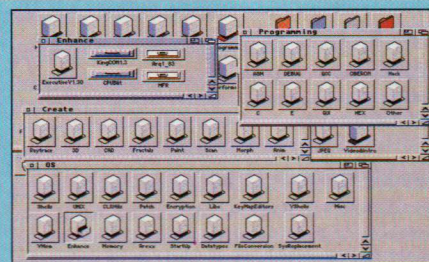


You can choose traditional or *NewIcons*, but it's still a bit confusing either way.

most of the utilities do run direct from the CD, and the *AmigaGuide* file included does enable the user to browse around fairly easily.

But anyway, on with the utilities themselves. If you are a user of *Directory Opus*, you will be pleased to find that there are loads of *Opus*-related files on this CD, including many updates and modules which offer features found in later versions, loads of extra images, buttons and filetype definitions.

There are plenty of other disk-type utilities (as well as file managers like *Sid2* and *Dirwork*), including CD-ROM tools and players, disk organisers such as *ReOrg* and *Flashdisk*, recovery programs, and a host of installers for various games. Unfortunately, none of the text-readers for the game installers seem to have been set up properly.



On the graphics front there are the usual clutch of Mandelbrot things, the fantastic *AMountains* (including source) and the odd but nice *Windowblender*.

If fractals really aren't your scene, then you may find some of the more serious stuff like *TPaint*, *Magnificad*, *POVRay2.2*, *MiniMorph* and *MainActor* more useful - they can all be found here.

As are plenty of other utilities, from programming tools to picture viewers, sound sample converters, MOD players, datatypes and web software. There is an awful lot in this CD.

Ultimately, this is an excellent collection of tools and utilities, only let down by the somewhat confusing presentation.

VERDICT
82%
£9.99

Workbench

This month **Graeme Sandiford** delves deep into Amiga video and answers all your questions on genlocks. If you're nearing the end of your tether send any queries to: **Workbench, Amiga Format, 30 Monmouth Street, Bath, Avon BA1 2BW.**

DOUBLE DRIVE DEBACLE

I own an A1200 accelerated with an '030 board with MMU and CPU and 32Mb of fast RAM and Kickstart 3.0. I have a 540Mb IDE hard disk, a Squirrel SCSI fitted into the PCMCIA slot feeding a tower incorporating a Sanyo CD-ROM drive, another SCSI 540Mb hard drive, and in which is housed an external floppy drive (DF1:). All the power for the system comes from the 200 watt supply in the tower.

I want to add a second SCSI CD-ROM drive so I can have both drives loaded with different programs, or one drive holding a program and the other playing a music disc. Although I have set everything up as per the book, and the extra drive is recognised, I cannot get it to run, except by nominating it as the main CD³² drive within the Squirrel set-up. In other words the Squirrel allows me to run either drive if nominated, but not together.

I have put the problem to HiSoft, but they have not answered my letter! Can the Squirrel run two CD-ROM drives or not? The literature suggests that it can but how? If it cannot, why not? After all it is still a SCSI device and providing it is set-up with its identifying SCSI number, I see no reason why it can't operate.

Fred Wells
Leeds

The Squirrel is a fully featured SCSI interface, and will be able to run up to six different SCSI devices. If it can run one, it can run several – that's assuming that they are configured properly of course. I would advise you to check three things:

1. Termination. Only the end device on your chain of SCSI drives should have termination switched on, either via a removable pack of resistors or a DIP switch.

2. SCSI IDs. Each device must have a unique ID, usually set by DIP switches. Make sure all are different, and in the range 0 to 6.

3. Driver software. This is where I suspect you might be going wrong. If you want to access more than one CD-ROM drive, you will need to create an extra CD device for each of them.

The way to do this depends on the CD-ROM file system you are using, but you may find that you only need to duplicate the CD0: icon in your DEVS: directory, and then edit the information it contains to point to the new device at the relevant SCSI ID.

ON THE (GRAPHIC) CARDS

I've just read your review of the PicassoIV graphics card in the April issue of AF and before I rush out and buy one, I have a couple of questions. I have an A4000 / EC030 with 18Mb running Workbench/Kickstart 3.0.

1. Is it absolutely necessary to use Workbench 3.1? It would add about £100 to the cost if I had to upgrade.
2. The review states that you should have a 'decent' monitor. Will my Microvitec 1438 be compatible? If not, what would you recommend?

Mark Bonshor
Leicestershire

A Quick guide to..

AMIGA VIDEO

1 The A1200 and A600 have built in TV modulators (the RF connector), which allow them to use any television set as a display.

2 Several Amiga's have composite video outputs – these signals are suitable to connecting to a VCR in order to review the computer's display.

3 The CD³² has an SVHS output, which better quality TV sets and VCRs can accept. SVHS keeps the colour and brightness information separate for improved quality.

4 All Amiga computers (except the CD³²) have a 23-way video port, for connecting the Amiga to suitable monitors. These give sharper pictures than with the RF or composite signals.

5 Using a genlock, Amiga graphics can be mixed with other video sources (for example, a camcorder). The resulting signal can be displayed or recorded to video tape.

6 Amiga computers with Zorro slots can use third party graphics card such as Picasso and CyberVision to provide increased resolutions and greater speed for the Workbench and application software.



SCSI controllers are designed to run up to six different SCSI devices so two CD-ROM drives should be no problem at all.

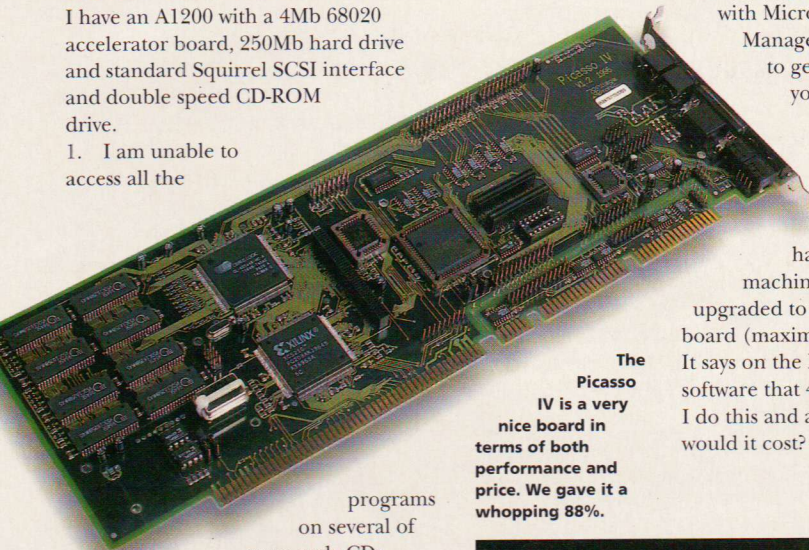
1. It was essential to have Kickstart 3.1 ROMs, but check with Blittersoft 01908 261466.

2. Your Microvitec will be compatible, but a 15" or 17" monitor will give much better results, as you will be able to view 1024 by 768 and greater screen modes and treat your eyes to a higher dot pitch. Big money is involved though – think £300 or more.

SEEDY GOINGS ON

I have an A1200 with a 4Mb 68020 accelerator board, 250Mb hard drive and standard Squirrel SCSI interface and double speed CD-ROM drive.

1. I am unable to access all the



The Picasso IV is a very nice board in terms of both performance and price. We gave it a whopping 88%.

programs on several of your early CDs, namely CDs three and four. I rang HiSoft, the manufacturer of the excellent Squirrel interface, who were extremely helpful, but intimated that there was some incompatibility problem with their product and early issues of your CDs. Is there any way around this problem?

2. When trying to install a PD program my 'Work' drawer changed to a disk symbol and whilst it works okay I would like to know how I can change it back.

Mr N. J. Mills
Oxford

1. Yes. Either install a new CD-ROM filing System – we recommend AmiCDFS which has been on all the Amiga Format CD-ROMs since AFCD6.

2. Use the IconEdit program. Load the Work drawer, and then load in the image of an existing drawer.

HARD LUCK!

1. Is it possible to install games etc. on to the hard drive of the children's A1200 and run them from there? (They have a number of programs on disk which I can copy but have no installation program with them.)

2. Where can I obtain a copy of the Hard Drive users manual?

D. J. White
Clwyd

1. Unless the game specifically includes a hard disk installation routine, then sadly the answer is no. Most games include their own copy protection schemes and low-level hardware support, and this means no access to hard drives.

2. I found a reference to the Hard Drive manual in the documentation which came with my A4000, although I've never seen the manual itself. If you want the technical details of the hard drive, you will need to contact the manufacturer (Seagate, IBM, WD etc) and ask for a data sheet.

WINDOWS PAIN

My daughter has an Amiga 500+ and she has been quite happy with it. I work with Microsoft Windows/Program Manager and I find it really easy to get around. Is there any way you can buy a 'Windows' program for the Amiga?

I am confused by the Mb, kB information. I know the Amiga 500+ has 1Mb standard (286 machine?) which can be upgraded to 2Mb with a 1Mb RAM board (maximum expansion is 10Mb). It says on the Microsoft Windows software that 4Mb is needed. How would I do this and approximately how much would it cost?

A. Pickering
Solihull



The only way to run Windows on your Amiga is with an emulator – and you'll need a very powerful machine to do it.

First of all, try to remember that the Amiga and PC clones are totally different in their architecture, operating system, central processor and almost everything else. This means you cannot buy an off-the-shelf version of Windows and run it on the Amiga: the Amiga uses its Workbench instead.

You can run Windows if you use an 'emulator', but emulators are slow (because they have a lot of work to do) and an A500 simply isn't up to the job. Even a heavily expanded A1200 or A4000 will struggle to run Windows.

Yes, the A500+ has 1Mb of RAM, but it's nothing like a 286 machine. The '286' refers to the

Intel 80286 processor, whereas the Amiga has a Motorola 68000.

In short, the A500 – especially an un-expanded one – is a very limited machine by today's standards. If you want to run good word processing and other software, please consider getting an A1200.

NOT EASY AS ABC

I first purchased an Amiga 500 plus a Roctec Roggen Plus Genlock as a hobby on my retirement to do video work. This went well until I decided to do some voluntary work for a local scout group – creating their magazine. I already have a Citizen 120D but I found that I required something more versatile. I opted to go for a Citizen ABC but was informed that my A500 would not be suitable. So I purchased an A1200 second-hand from Cash Converters. But the A1200 would not work with my Genlock. Cash Converters will not refund my money because there is nothing wrong with the A1200 so I am stuck with the A1200 and the A500. I would like to retain the A1200 and buy the ABC printer if I could get the Genlock working.

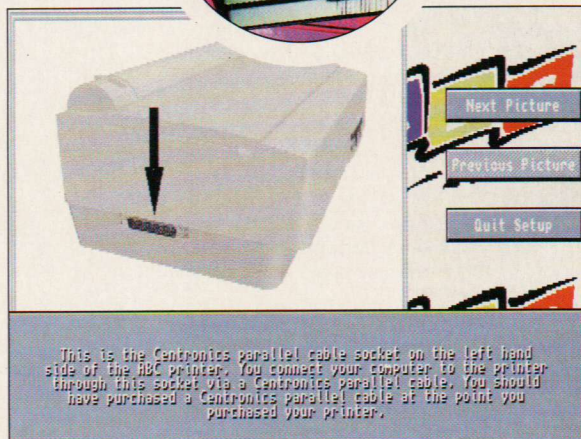
Fred Heather
Southampton

It's true that some genlocks simply won't work with the A1200. Why this is so I am not entirely certain, and it's possible that the genlock can be adjusted to work – perhaps any readers with more expertise in this area will get in touch.

However, I'm not sure why the printer won't work with the A500. If the A500 has a reasonable amount of memory and an up-to-date Kickstart, then there should be nothing to prevent you using it. The A1200 will however be a great deal faster and more convenient for any form of DTP work, especially if there is a hard drive fitted.

Continued overleaf ➔

If you have adequate memory and an up-to-date Kickstart there is no reason why you can't run a Citizen ABC on an A500.



This is the Centronics parallel cable socket on the left hand side of the ABC printer. You connect your computer to the printer through this socket via a Centronics parallel cable. You should have purchased a Centronics parallel cable at the point you purchased your printer.

← SEND IN THE CLONE

I bought *PC Task* so I could run PC programs. When I loaded the programs I noticed that they were running very slowly. I bought the Blizzard 1240-IV accelerator with 8Mb of RAM and then the programs started running very fast but only 286 and lower programs would run. Is there a program that can run 486 programs or at least 386?

David Camilleri
Malta



Yes, there are two software based PC emulators now available: *PC Task 4.0* and *PCX*. Both will emulate a 486 processor, and in fact *PCX* has a good bash at emulating a Pentium. See *AF96* for more details, as the two packages were examined in detail as part of the series on emulation.

The emulation feature in *AF92* looked at all PC emulators including *PCX* and *PC Task 4.0*.

HOW MANY TIMES?

I have an Amiga 1200 and one day as I was using my *D.Copy 3.1* I decided to format one of my disks. The disk I accidentally formatted was my *Workbench 3.0* disk. Could you please, please, please tell me where I could get another one.

Mark Catterall
Wigan

The original disks are tricky to get hold of, although I notice that *Eyetech* are advertising them. Give them a call on 01642 713185.

CACHE AND CRASH

In your Christmas issue (*AF92*) you answered a letter from Paul Nines with respect to the 8000003 error. I also have this problem with *Pro Draw*, *Dialling Codes*, *DSS8* sound sampler and a couple of others. They don't like my *Blizzard (1230 IV)* either and I would like to know why. It can't be slow memory access as suggested because I have a new 8Mb 60ns SIMM in my board.

All these programs work fine with the *Blizzard* disabled but this is a real pain because 1) I lose all my extra RAM and 2) VMM gets fed up not being able to use the MMU. Do you think it could be the ROM remapping facility of the *Blizzard* causing the trouble?

P. R. Jackson
Portsmouth

No, I don't think any ROM remapping would cause those problems. It would appear that the programs you mention were simply badly written and don't operate with the 68030 processor of the *Blizzard*. You could try switching off the 68030's caches and checking to see if that makes a difference.

OLD DRIVES NEVER DIE...

I have an Amiga 500 with *Kickstart 1.3* and *Workbench 1.32* and 1Mb. I recently bought a *Spirit Technology HDA-506* hard drive unit from a boot sale but cannot get it to work on my Amiga. For a start I need to get the software for it and maybe a manual.

Do you know anyone who could supply them? The drive uses MFM type hard drives and connects into the PCMCIA slot on the Amiga. It has a 1.3 auto boot ROM. Is there any way I can get it to work if I can get the software for it?

Paul
Newport
Isle of Wight

Wow... total confusion here. Firstly, the *Amiga 500* doesn't even have a PCMCIA slot. Secondly I try to avoid any hard drive with the letters 'MFM' or numbers '506' as they are invariably very old, very slow and very unreliable.

As for software and manuals, I have no idea. Once again, it's over to the dedicated *Amiga Format* readers for help.



A DRIVE BY ANY OTHER NAME

I have an A1200, a Cobra board with a 68030 chip and 4Mb onboard, a 420Mb Archos Overdrive hard drive connected to a PCMCIA slot external disk drive and a Citizen Swift 9 printer.

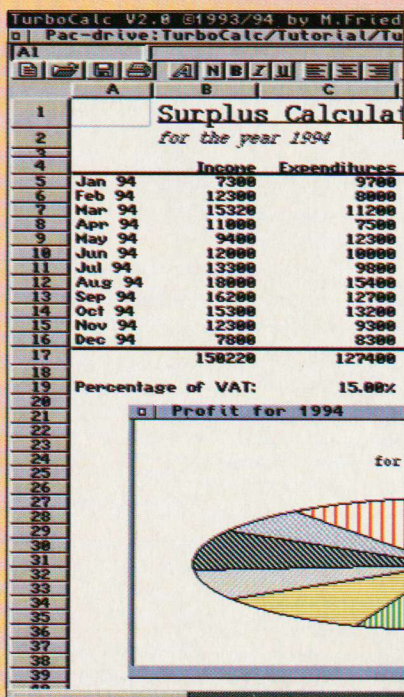
I can't install *TurboCalc 2.1* from the *March Coverdisk*. When I boot from disk 95a and select hard drive install I keep getting a request box 'insert DH0: in any drive'.

Peter Hedges
Milton Keynes

It sounds as though the installer is assuming your hard drive device is 'DH0:' when there is every chance that it is actually something like 'HD0:'. You can tell which it is by holding down the two mouse buttons when you re-boot, and going to the 'Boot Options' menu, as this will include a list of all the devices on your system.

When you have established which it is, you can then boot as normal using the 'assign' command to create a new device which points to your hard drive. For example, if your hard drive was called 'DH0:' you should enter 'assign hd0: dh0:'.

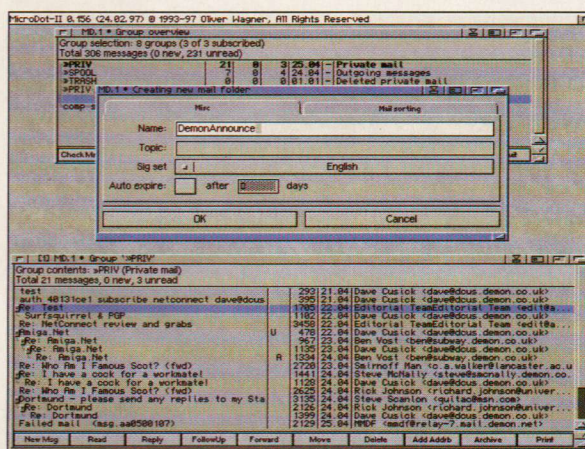
You may want to include this in your user-startup file so it happens every time your computer boots up.



TurboCalc's a great program when you can install it to your hard drive.

Amiga-net

A whole new generation of email programs have arrived and **Dave Cusick** finds out exactly what they can do.

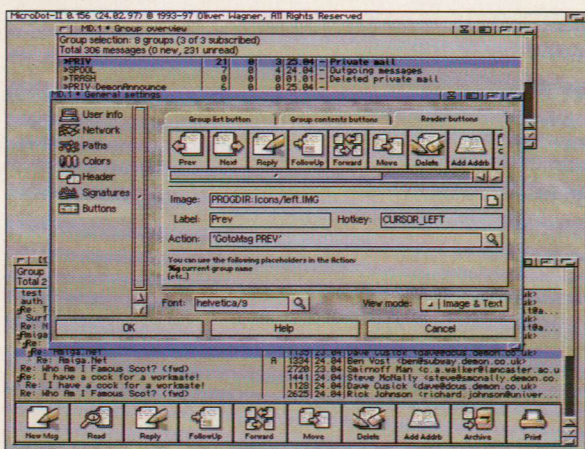


Believe it or not, there was a time when *Elm* was the email client of choice on the Amiga (indeed, it still is, if your name happens to be Ben Vost). [Ben says he now uses *Microdot II*. Ed] Even more unbelievably, that time has only come to an end relatively recently. In the past eighteen months, industrious programmers have at last started producing powerful clients that are also easy to use.

One of the first of this new generation of mail programs was the wonderfully titled *Yet Another Mailer*. With an attractive and compact

Setting up Microdot II to automatically sort out your incoming email for you is extremely straightforward.

MDII has one of the most easily customisable interfaces ever seen in an email client.



interface, and through being Freeware whilst many of its competitors were Shareware, YAM quickly earned itself many admirers. Once upon a time, subscribers to ISPs such as Demon, that did not support the POP3 mail protocol could not use YAM without setting up some rather elaborate scripts and daemons. Now that Demon have finally upgraded their mail service, subscribers can switch to YAM or any of the numerous other POP3-only clients.

YAM also features an extremely useful ARexx port, through which it is possible to run the many scripts keen users have produced. Most of these are available from the comm/mail directory of Aminet. The most obvious use for a script is to make YAM the default email client for your favourite Web browser, so that clicking on a mailto: link would launch YAM. You could then compose a message, send it and return to browsing.

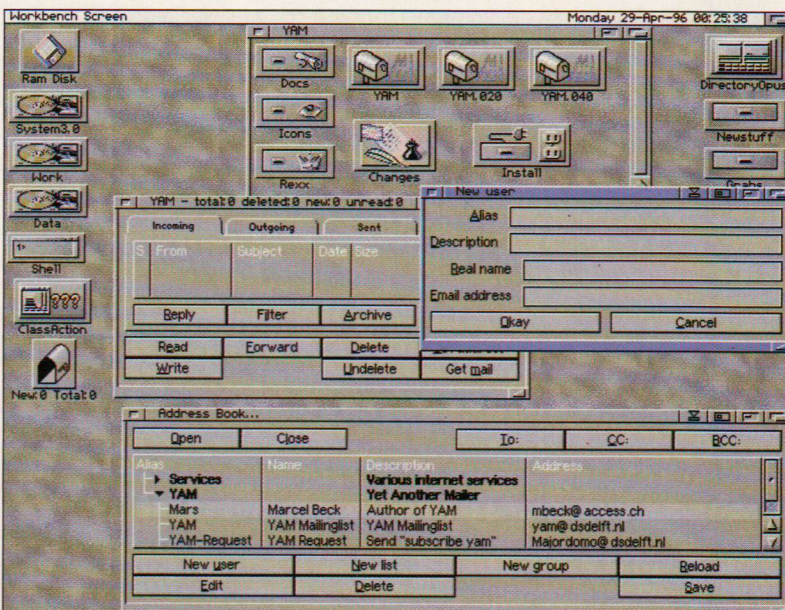
There are now scores of mailto scripts, since almost every ARexx-

literate YAM user seems to have produced their own version.

LESS MUNDANE

Other less mundane scripts include GrabURL. This scans a message for HTTP and FTP sites and presents these in a window, from which a browser can be launched to visit them. YAMlist makes it possible to maintain a mailing list on your Amiga. There are also several file server scripts, which open up the possibility of automatically sending software via email to people contacting you with a particular subject line – a possibility which some PD and Shareware authors who issue updates over the Internet are already exploiting.

YAM is not the only email client that boasts really powerful features. Similarly impressive is *Microdot II*, Oliver Wagner's latest creation. Olli, whose wonderful efforts for Vaporware have included *AmIRC* and *Voyager*, is still working on *MDII* and at the time of writing new time-limited demonstration



Marcel Beck's excellent YAM offers a wealth of powerful features...

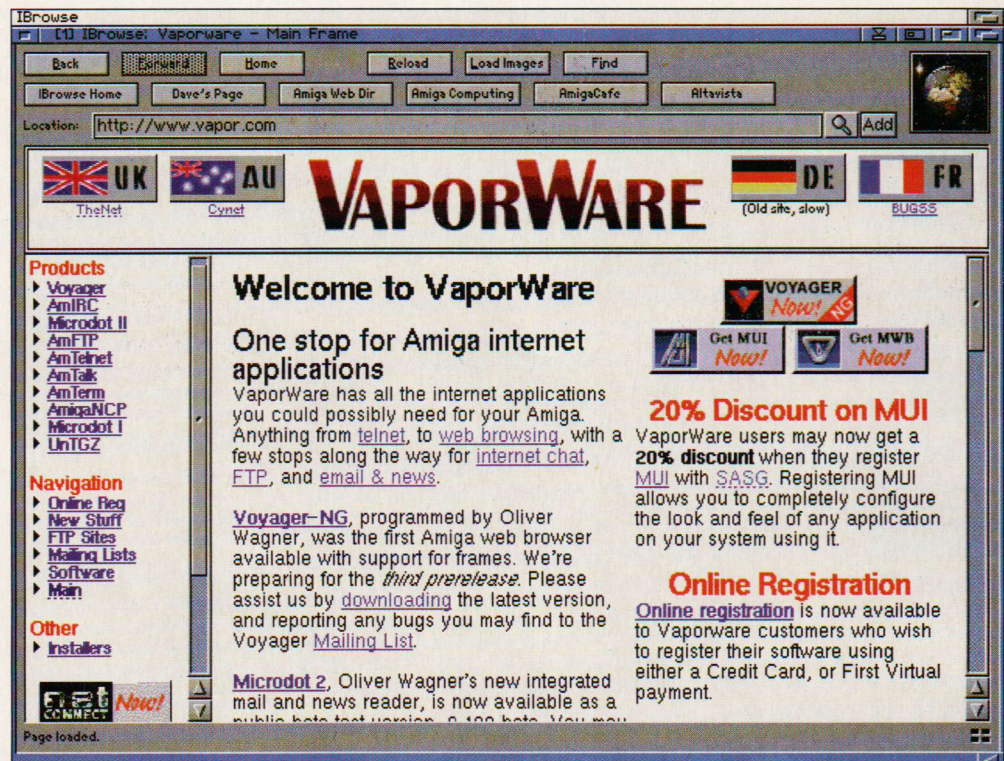
versions are regularly becoming available from the Vapor Web site (which is at <http://www.vapor.com/>).

Although in time finished versions of *MDII* will be distributed commercially as with other Vapor products, as far as I am aware the only means of obtaining a registered, upgradable version of the software at the moment is by purchasing Active Software's excellent *NetConnect* (reviewed last issue *AF*98 92%) bundle, which contains v0.156 of *Microdot II*. This is the version I'm using at the time of writing, so don't be too concerned if things have changed slightly in newer versions.

A CUT ABOVE

The reasons *MDII* is a cut above most Amiga mail programs are numerous. Most obviously, it uses MUI and so features a fully configurable interface. Graphical or text-only buttons can be placed at the bottom of each window, and the functions of these buttons can be changed to suit your needs.

Secondly, *MDII* is capable of handling both email and usenet news, something which to my knowledge only the hopelessly overcomplicated *Thor* was previously capable of. As a consequence of its dual role, *MDII* presents both news postings and email messages in threads – meaning that messages on the same subject are grouped together and can be folded up. This approach to email sorting takes some getting used to (not



The Vaporware support site, where the latest demo version of *Microdot II* can be downloaded.

"YAM is not the only email client that boasts really powerful features."

least because messages from you end up appearing in your own Private Mail inbox in case someone replies to them using the same subject line) but it works quite well.

As an example, if I sent Ben Vost an email accusing him of being a luddite, and he replied angrily, the response would be listed directly underneath my

original message. If a heated flame war ensued, I could fold all the messages neatly away when sorting through my mailbox so as to save scrolling through them.

Microdot II is also to my knowledge the only Amiga email client which supports Rich Text Formatting. Virtually all PC mailers support this facility, which allows messages to include multiple fonts and styles. Clicking the right mouse button whilst the mouse pointer is over the message composition window will bring up a list of text formatting options. Although *MDII* does not yet support coloured text and advanced layout options these are promised for the near future.

GET SORTED

Most importantly though, *MDII* offers the user some extremely powerful email sorting features. For instance, messages from mailing lists can be automatically placed in various folders so as to avoid cluttering the main inbox. Setting *MDII* up to do this is an extremely simple process; let's take a look at a couple of examples.

Subscribers to Demon Internet will doubtless have joined the Demon Announce mailing list. To place all these messages in a single folder, first select the Group Overview window by clicking on it. Then choose Create New Mail Folder from the Groups Menu. Enter a name for the Folder such as "Demon Announce" and, if you like, type a brief description of what the folder will contain in the Topic box. Then flick to the Mail Sorting options. Tick "From", enter "owner-announce@demon.net" in the Match Against text box, and hit OK. That's all there is to it.

Not all mailing lists work in the same way, of course. For instance, *Net Connect* questions and answers come from a variety of sources, so matching the "From" details would not work. Instead I use "To" matched against "Netconnect@*" (note the use of the asterisk as a wildcard), although there are other ways of sorting incoming email which would achieve the same effect.

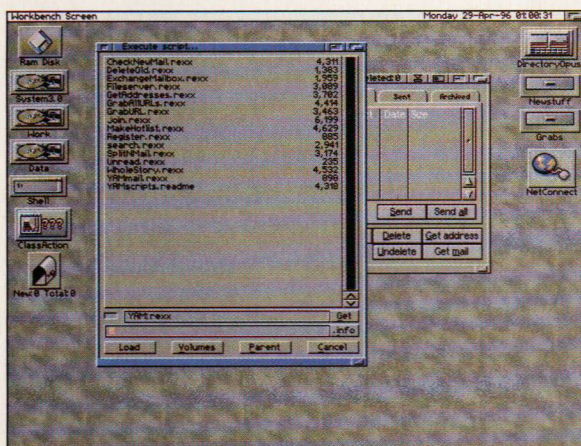
DEFINITION

Another nice feature is the option of defining several different signatures for your emails and news postings, and configuring *Microdot II* to use those signatures in various situations. To define your signatures, open the General Settings window (under the Settings menu) and select Signatures. You can then tell *MDII* which signature to use in any given newsgroup or email area group by choosing Edit Group Parameters from the Group menu and selecting the appropriate Sig Set.

It also possible to create follow-up and reply headers to accompany each signature. Headers (such as "So and so wrote on the 31st March...") are frequently used by usenet fans when replying to earlier postings, and can include various pieces of information such as the date when the original message was created (%d), its subject (%s), and the sender's address (%f) and real name (%r).

CONTACT POINT

If you have any questions, comments or suggestions then you can email me at dave@dcus.demon.co.uk




...the most important of which is definitely the ARExx port.

**NEW
OFFER!**
*While stocks last

Choose your Free Gift when you **subscribe!**

DD Readers Exclusive Gift

**MEDIA
MAGIC**



AF 87%

WORTH £49.95!

CD Readers Choose from




WORTH £35!

OR

**Personal
Paint**

7.1



WORTH £29.95!

SUBSCRIBE FOR AS LITTLE AS £27!



ENJOY ALL THIS

- Bonus subscriber disk packed with useful software every month.
- Subscriber-only "Backstage" newsletter.
- Never miss an issue - every one will be delivered direct to your home.
- SAVE £££s on a wide selection of software by taking advantage of our exclusive subscriber offers.
- Full price protection for the length of your subscription.

HOW TO ORDER

BY DIRECT DEBIT Complete and return the form opposite. Postage is free for UK residents. Please note that Direct Debit instructions cannot be accepted by email or fax.

BY CHEQUE OR CREDIT CARD Complete and return the form on the opposite page. (Remember postage is free in the UK)
Call the SUBSCRIBER HOTLINE on 01225 822511*
FAX the completed form on the opposite page to 01225 822523
EMAIL: subs@futurenet.co.uk*

WORLD WIDE WEB: <http://www.futurenet.co.uk/amigaformat.html>*

ORDER NOW ON: 01225 822511

*IMPORTANT: PLEASE QUOTE REFERENCE NO. AMFP707 WHEN TELEPHONING OR EMAILING YOUR ORDER

WORDSWORTH
£10
WITH THIS
BOARD
OFFICE 6 CD-ROM

NEW VIPER MKV 1230 0MB £139.95

NEW VIPER 1230 INC. 8MB £179.95



INCLUDES SCSI

INTERFACE



POWER

COMPUTING LTD

CE
APPROVED

SPECIAL

OFFER

**FPU'S WHEN PURCHASED WITH
ANY ACCELERATOR BOARD**

20MHZ **£10** 33MHZ **£15** 50MHZ **£29**
(PLCC ONLY) (PLCC ONLY) (PGA ONLY)


VIPER MKV FOR THE AMIGA 1200
68030 50MHZ ACCELERATOR BOARD
SCSI-2 INTERFACE ON-BOARD
SUPPORT UPTO 256MB OF RAM
FREE BREATHLESS GAME

VIPER MKV & CD-ROM BUNDLES



THE POWER VIPER & CD BUNDLES INCLUDE:


- VIPER 1230 50MHZ 68030 ACCELERATOR
- SCSI INTERFACE INCLUDED
- 8MB 60ns RAM
- EXTERNAL SCSI CD-ROM DRIVE
- OSCAR AND DIGGERS CD-ROM
- CHAOS ENGINE CD-ROM
- WORDSWORTH OFFICE 6 CD-ROM



NEW VIPER 630

CE

WORDSWORTH
£10
WITH THIS
BOARD
OFFICE 6 CD-ROM



25 OR 40 MHZ

AMIGA
SUPERSTAR

BIG RED

'BIG RED' FOR £15.95 WITH THIS BOARD

A600 ACCELERATOR BOARD
68030 25MHZ OR 40MHZ
4MB OR 8MB ON-BOARD (NOT UPGRADABLE)

A600 4MB 25MHZ
£99.95

A600 8MB 25MHZ
£115.95

A600 4MB 40MHZ
£115.95

A600 8MB 40MHZ
£129.95

BUNDLE WITH x2 CD
£239.95

BUNDLE WITH x4 CD
£269.95

ALL PRICES INCLUDE VAT

WORDSWORTH
£10
WITH THIS
BOARD
OFFICE 6 CD-ROM

NEW VIPER MKIV 42MHZ 4MB £89.95

FREE BREATHLESS

FOR THE A1200
VIPER MKIV 68030 42MHZ
4MB OF RAM ONLY (NOT UPGRADABLE)



FREE BREATHLESS


A1200 4MB RAM CARD £49.95

CE



4MB ONLY (NOT UPGRADABLE)

8MB 72-PIN SIMM
£29.95



MEMORY SIMMS - BRANDED

4MB 72-PIN SIMM **£19.95** 16MB 72-PIN SIMM **£69.95**
8MB 72-PIN SIMM **£29.95** 32MB 72-PIN SIMM **£139.95**

MEMORY PRICES FLUCTUATE DAILY - CALL FOR PRICE

AMIGA 3.1
OPERATING SYSTEM

A1200 3.1 ROM
£69.95

A4000 3.1 ROM
£69.95

A500/2000 3.1 ROM
£59.95

AMIGA 3.1 OPERATING SYSTEM INCLUDES MANUAL AND ROM CHIP



Visit our NEW web site www.powerc.demon.co.uk

UNIT 82A SINGER WAY KEMPSTON MK42 7PU

01234 851500

FAX 01234 855400

The indispensable guide to getting the most out of your software

CREATIVE



Every month I stand here promising that we will react to your input on the Creative section. This month I am very pleased to be able to give you more concrete evidence that we do indeed take your views to heart.

We've had so many requests from people who want to see an explanation of the CLI and Shell scripts of Workbench, and various things to do with Icons, on how to sort out hard drives and CD-ROM drivers, that we've been prompted to commission an entire series to deal with all your worrisome Workbench woes.

If there is some tutorial that YOU think we should be running, all you have to do is write in and let us know. See the box below on how to get your voice heard.

In the meantime this month we also start our *Directory Opus* tutorial. It is such a feature packed piece of software that we thought a tutorial was the only way to make sure you get the most out of it. In the coming months you will discover all sorts of shortcuts and ways to configure *Opus* that you never knew existed. At least, that's what Ben promised me.

And don't miss our other highlights this month, including the most lifelike photo of John Kennedy I have ever seen, and Mr Overaa's increasingly more cunning ARExx tutorial. See you next month!

SEND IT IN!

We need YOUR input.

Is there something that you would like to see covered in one of the current tutorial series? Why not send your suggestion to us at the magazine. Here are some things you might like to think about:

ARExx

Commodore's excellent decision to include ARExx with Workbench was only matched by their stupidity in not documenting it properly. If you are having trouble why not write to us with a description of what you are trying to do?

Paint Packages

Unsure of how to get a particular effect? Do you think there must be an easier way? Our experts could help.

Cinema4D

Surely some of you have some questions about our latest 3D giveaway?

Contact us at:

AF Creative • 30 Monmouth Street
Bath • BA1 2BW

Or email: amformat@futurenet.co.uk
putting "Creative" in the subject line.

BEGINNERS GUIDE 86

You asked for it and you've got it – the first in a series on how to actually use your Amiga.

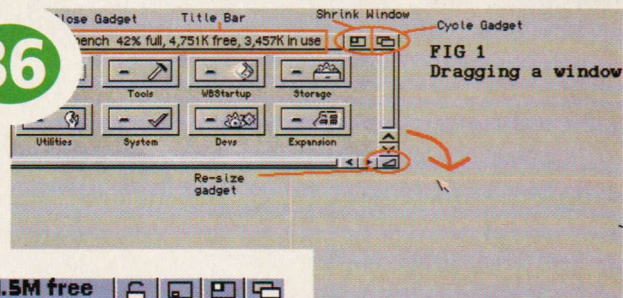


FIG 1 Dragging a window


Ram Disk:..AsimCDF5, 11.5M free		
D:[O/O] F:[O/14] B:[O/14382]		
SRCE		
Name	Size	Date
AsimCD0	644	Today
Audio_Disk.info	1293	Today
Audio_Drawer.info	1224	Today
Audio_Track.info	474	Today
CD0	644	Today
DefaultCDF5_Prefs.info	475	Today
DefaultCD10_Prefs.info	475	Today
DefaultCD32_Prefs.info	475	Today
MPEG_Disk.info	864	Today
MPEG_Track.info	3162	Today
PhotoCD_Disk.info	1884	Today
PhotoCD_Drawer.info		
Raw_Disk.info		

88 DOPUS 5.5

The luddite convert Mr Vost does his penance by explaining how to use the world's best file management utility, *Directory Opus 5.5*.


PPAINT 90

This image was not only artificially coloured in *Personal Paint*, but also forms the basis of this month's tutorial which is all about the fun that can be had with brushes.



94 CINEMA4D 2

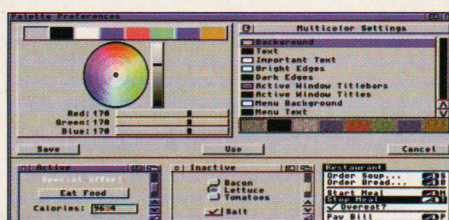
If you want to know what this hideous visage has got to do with 3D rendering then I can only suggest you check out **John Kennedy's** increasingly strange tutorial.



ADVANCED AREXX 96

How can an ancient Egyptian help you keep all your bits and pieces secure? Only

Paul Overaa can possibly give us the answers.



Beginners Guide

CONTENTS

Chapter 1.	An introduction to Workbench
Chapter 2.	Sorting out the Workbench
Chapter 3.	Files and directories
Chapter 4.	Disks and hard disks
Chapter 5.	CD-ROMs
Chapter 6.	Printers
Chapter 7.	An introduction to Shell
Chapter 8.	Expansions

The Workbench is the tool that allows you to access your disks, files and programs. It also enables you to organise your system. While all this sounds rather daunting, I would like to reassure you that the Workbench is both interesting and enjoyable to use. This series is aimed at absolute beginners so I am going to assume that you have not used anything like this before.

When you bought your Amiga you will have received a version of Workbench, varying from version 1.2 to 3.1 – the latter being the one used in these articles. If you have an older version it is possible to upgrade (see the adverts in this issue), but you will have to find someone to install the hardware.

Workbench 3.1 comes on six disks. If you use a hard disk it will probably already be pre-installed, if not you will have to use the disk labelled 'Install', and run firstly the 'Prep-HD' and then the 'Install' programs – refer to the

Robert Polding goes back to basics, kicking off with an introduction to Workbench.

manual that came with your computer for more information.

CLEAN WINDOWS

Once you have the software running (simply insert the 'Workbench' disk when your computer starts if you're using floppies), you can begin exploring the disks. When you open a 'device' a window will appear. Double-click reasonably quickly on the 'Workbench' icon with the left mouse button and you will see a window open. Now click on the title bar of the window (unless otherwise stated 'clicking' will be with the left button), hold the button and move the mouse. You will have an outline of the Window when you keep the button pressed, release the button and it will move the window. If you accidentally 'pick up' a window in this way don't release the left button, instead press the right.

In the bottom-right hand corner of the window there is a box with a triangle in it. This allows you to re-size the window, using a similar method to

moving a window (try this yourself!). you might want to move and re-size windows when you have many open and Workbench gets cluttered. If they overlap this is one of the solutions. You can also close the window with the 'Close' gadget (top left), and cycle the windows with the 'cycle gadget' (top right). (see **Figure 1**). Finally there is the 'shrink' gadget that allows you to toggle the size of the window. The best way to get to grips with using windows is to experiment, don't forget you can't do any damage moving windows!

DEALING WITH ICONS

The next step in understanding Workbench is dealing with icons. You have already opened the 'Workbench' drawer, and you will have seen that when you click on an icon it changes (see **Figure 2**). If your icons appear in a haphazard order you can organise them using the menu. Check the window is selected (blue title) by clicking in it and then press and hold down the right mouse button. Move the mouse to the

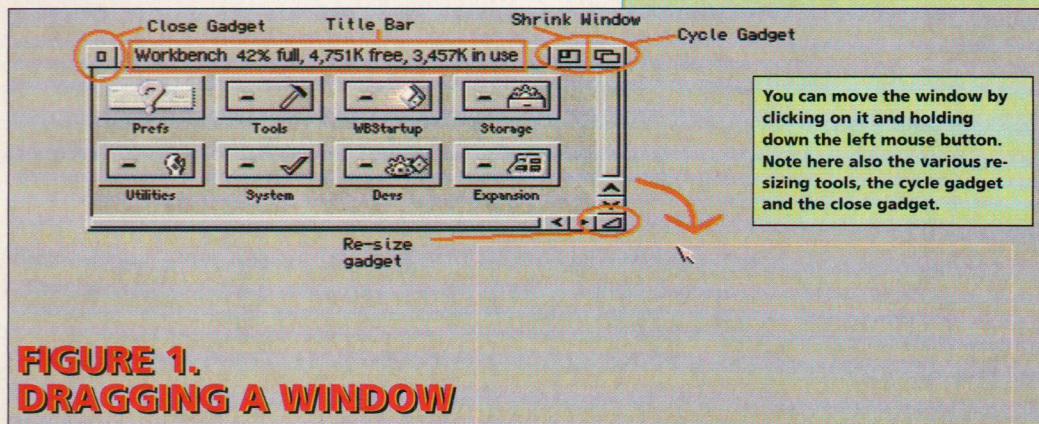
ICONS

You will see that the icons shown in Figure 1 look somewhat different from the

standard icons shown in Figure 4. The change in appearance is due to the excellent *MagicWB* package (more details next month!).

Not all files come with an icon however, and in order to access these files there is a function in the Window menu (select Window/Show/All Files).


You will see that there are many more invisible drawers and files on your Workbench disk, and even in your RAM disk if you select this option, but it's still a bit early to start explaining these matters just yet. Stay tuned for more details on files and directories in Chapters 2 and 3.



**FIGURE 1.
DRAGGING A WINDOW**

**FIGURE 2.
CLICKING ON AN ICON**

You will quickly realise that clicking on an icon causes a change in appearance. The icon is indented and there is a change in colour.



top of the screen where you will see several menus appear, select the 'Window' menu and then the option 'Clean Up'. Release the button and the icons will clean up. The menu also shows you a keyboard short-cut. This can be activated by pressing the right 'Amiga' key (by the Space Bar) and the key labelled with a full stop. There are short-cuts with many items, and they are much quicker to use than having to access the menu every time.

If you want to keep the window permanently cleaned up, you will have to select the menu 'Window' and then the sub-menu 'Snapshot', followed by

Buy a hard disk! If you don't have one serious work will be almost impossible (unless you really like swapping disks). A hard disk is like a large, ultra-fast floppy disk, and once you use one you'll never look back. All modern programs either require or recommend a hard disk, especially more complex packages such as *Wordworth* and *Imagine*. They also allow you to run larger games (such as *Monkey Island II* and almost any other graphic adventure), without juggling eleven disks!

If the idea of opening your machine and installing a hard disk seems daunting then you can get an external

WARNING!

You must be careful with some of the Workbench programs, as they can cause damage, for example don't use the *HDPrep* program if you have a hard disk as this could leave you in a difficult situation.

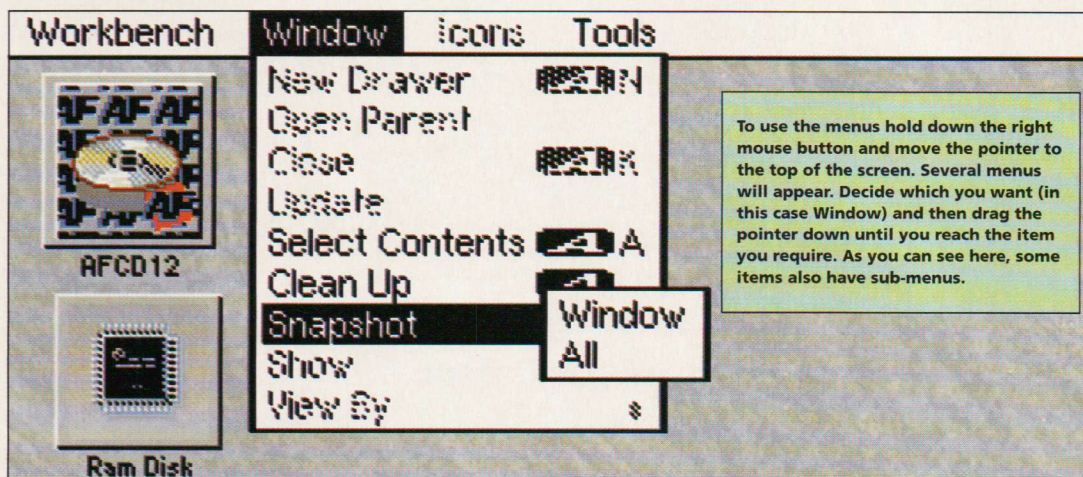
Another big no for beginners (unless you are sure about what you are doing) is using the 'Delete' item in the Icon menu. You must remember, as the requestor points out, that if you delete a file you cannot easily get it back. Don't be scared to experiment to a degree, but if anything looks as if it could cause damage either exit the program, or even reset your machine by pressing the key combination of 'Ctrl' and the two 'Amiga' keys either side of the keyboard, but don't do this if any disks are being read, as you could cause permanent damage.

one – again look at adverts in this issue. We will cover hard disks in much more detail in a later article. CD-ROM drives are now also becoming an almost

invaluable addition to your hardware. If you want easy access to hundreds of megabytes of programs and data this is possibly the cheapest way – again watch this section in the future for a more in-depth look.

The manuals that came with your machine are essential reading. There are also various books available, Wizard Developments (01322 527800) supply a range of books and videos for the beginner, although they're not cheap!

Next month we will be covering more advanced use of Workbench and introducing some free software that will dramatically improve the operation and appearance of your system. Until next time keep clicking!



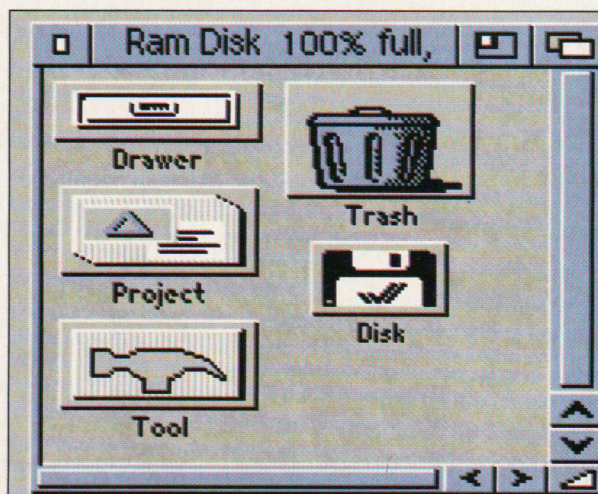
**FIGURE 3.
USING THE MENU TO SNAPSHOT**

the item 'All' (to save the position of the window and icons, if you just want the window select the appropriate item (see Figure 3)). While on the subject of menus you may be interested to learn that you can select multiple menu items by clicking on them with the left mouse button (while keeping the right pressed), so for example you could rename an icon then execute a command (from the Workbench menu).

OPENING A PROGRAM

Now open the Utilities drawer in your Workbench disk, from this double click on the *Clock* icon. Congratulations, you opened a program!

Since this is the first in the series I would like to stress an important point:



**FIGURE 4.
ICON TYPES**

There are several types of icon that you may encounter. When you get the computer there are five types of icon: tool, project, drawer, disk and trashcan. There are also different icons for the various programs.

DOPus 5.5

CONTENTS

Chapter 1: Introducing and installing DOpus 5.5

Chapter 2: The Lister

Chapter 3: Easy filetype configuration

Chapter 4: Button Banks

Chapter 5: Using DOpus FTP tools

Chapter 6: Ooh, I almost forgot...

Directory Opus 5.5 is probably the Amiga's first ever file manager to need a six month tutorial.

It's such a massive program, with so many tips and tricks, we could probably fill the magazine giving you advice on what to do with it.

In a way it's odd that I should be the one to present this series of guides on how to get the best from DOpus, after all, I didn't give the original v5 a very good review (in another, inferior, magazine) and was accused of being a luddite by the program's makers. However, since firmly embracing the idiosyncratic program, I now even use it as a Workbench replacement!

Anyway, let's look at DOpus 5 from scratch. If you are already a DOpus 4 user you are going to be in for a bit of a shock. You may have the same misgivings I initially had, wondering how on earth you are going to be able to adapt your methods of working to this new, alien application. The fact that DOpus is now more like Workbench is no reassurance – confirmed DOpus 4 users (like I used to be) are only going to be put off by DOpus 5's initial

RTG OPTIONS

If you have a graphics card capable of high or true colour Intuition screens I strongly suggest that you run DOpus on a high resolution screen in at least 16-bit colour. The real benefit in doing this is that you can then use programs like CyberWindow, CyberAVI and CyberQT and rather than opening new screens every time you want to look at a picture or animation, simply play them back on the DOpus screen. This also has other advantages if you want to run other programs on the same screen, notably web browsers.

Always make sure your DOpus screen has at least one extra bitplane at its disposal for gadget colours, etc.

DOpus is now fully multitasking internally, meaning that you can copy while extracting an archive.

In his first installment **Ben Vost** introduces a new way of working with your Amiga.

ugliness in its default setup. The answer is DON'T WORRY ABOUT IT! You are going to need to put in some time on DOpus 5, just like you had to on DOpus 4, but behind the new-look interface you'll find a lot that's familiar.

SITTING PRETTY

Once you've installed DOpus 5.5 and registered your copy, you'll be

presented with this screen (figure 1). That bar down the right hand side is the default button bar, but don't worry, it doesn't have to stay there and it doesn't have to look like that either.

At the moment, our DOpus screen looks pretty ugly. If you are running MagicWB, as we are here, you might want to alter the colour palette that DOpus uses. If you installed the

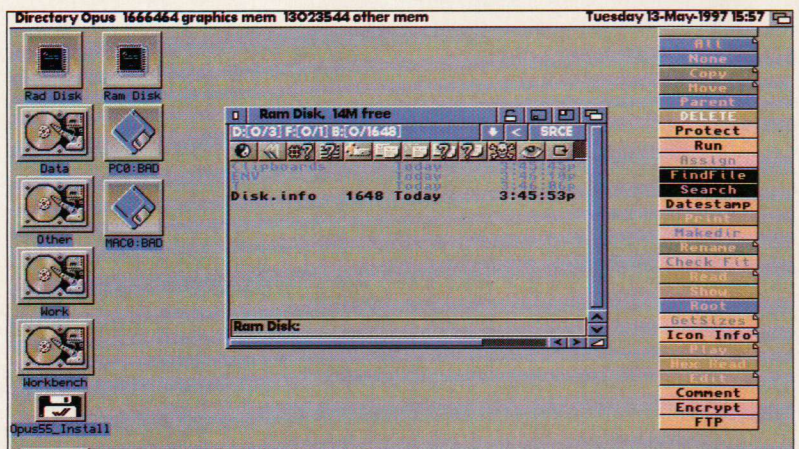
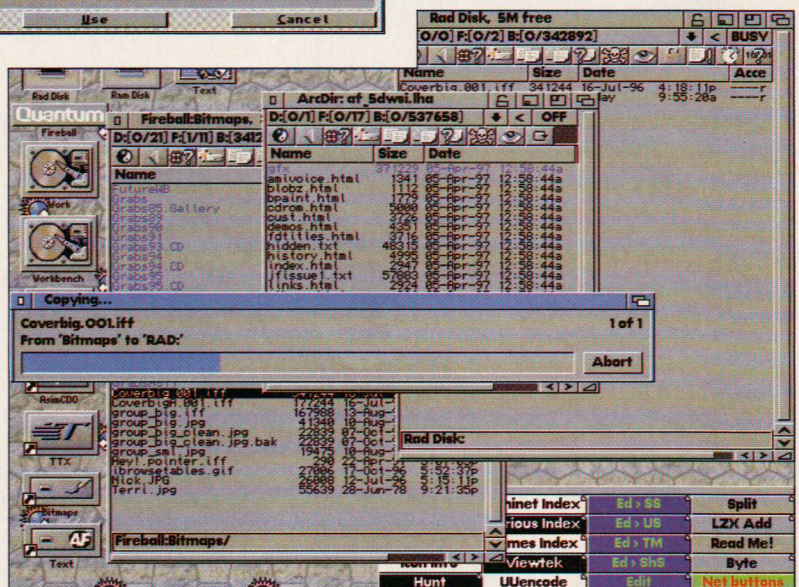


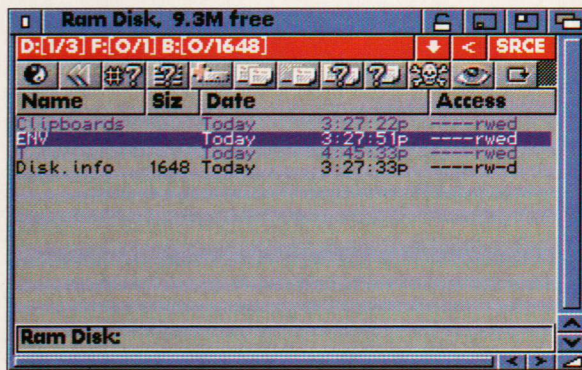
FIGURE 1

The default DOpus doesn't look delightful by any stretch of the imagination.



"...but behind the new-look interface you'll find a lot that's familiar."

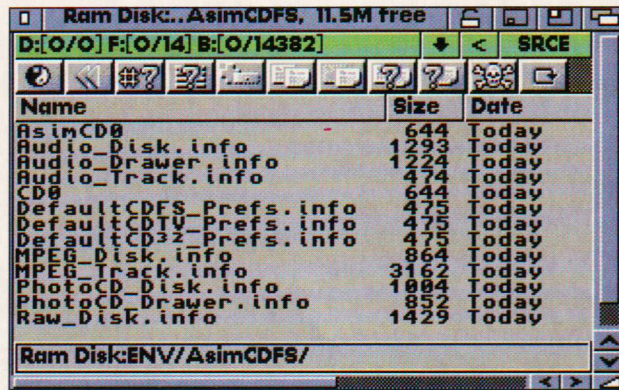
MWBOpus stuff, this is an easy job. Just use Settings/Environment/edit... (RAMiga 4) to set the *DOPus* screenmode to 16-colours to give you some spare to play with after you've set up your *MagicWB* palette. Now go to the Palette section and click Load. It will bring up a requestor based in sys:prefs/presets to start with, but just go for the volumes button and find the *DOPus5*: assign. You should find a



Colours drawer here which you can enter and select "ClickForColors16". This will set up the default MWB2 palette and leave you with pens left over for changing the colours of custom buttons and lister gadgets.

Okay, so now we at least have a partially palatable palette for our *DOPus* screen. Of course, now all the lister gadgets look grey rather than green and red, but you can use the Lister Display section of the environment prefs to change them to the colours you like. I like to use bright red, green and blue and leave the rest of the colours unchanged. This gives me a red source

...like so. We've changed the font, gadget colours, taken the borders off the buttons and it's looking much more modern now.



Ugly default settings get transformed after only a few minutes playing around into the beautiful example below left...

window bar and a green destination window bar – very visible.

DEFINING BUTTONS

In the general scheme of things, the buttons that *DOPus* presents you with by default are alright, but if you've already used *DOPus 4* or another file manager you are probably used to having your own buttons defined. No problem, it is simple to change buttons in button banks or in the lister toolbar. The best way to edit a particular button is to hold down an ALT key and click on the one you want to edit. This will bring up the button editor and pop up the window for editing the button you clicked on – this is much faster than selecting edit Lister Toolbar or Edit Button Bank from the menus.

If you already know an earlier version of *DOPus* inside out, you might want to save yourself some grief by importing your button bank. You can do this by selecting Settings/Environment/Load... from the menu and then choosing your old *DOPus 4* config file. One thing you will notice pretty quickly is that you won't need quite so many buttons in your button bank any more because of the Lister toolbar. This means that, amongst others, you'll be able to get rid of the

copy, move, delete and makedir functions. Also, if you are running on a screen that is close to a 1x1 pixel aspect ratio, then you can get rid of the borders on the lister toolbar buttons. In fact, it has to be said that *DOPus* is really

geared towards users at a higher resolution than PAL: Hi-Res. If you are running in this mode and can't run in any other, you might just be better off sticking to *DOPus 4* and its limitations. For the rest of us, moving to *DOPus 5.5* will cause a little heartache to start with as you get used to it and redefine your buttons, etc. but it soon becomes heartwarming as you realise just how powerful a system *DOPus* provides the user with.

In the following months we will be looking in-depth at *DOPus'* component parts – the configuration tools, the Lister and the button bank and showing you how to achieve system nirvana by configuring *DOPus* to perfection.

HIDDEN HINTS

Directory Opus has loads of hidden features that only show up with incredibly careful reading of the manual, but hey, who has the time to read manuals? Right? So here's the low-down on some of *DOPus'* unsung heroes.

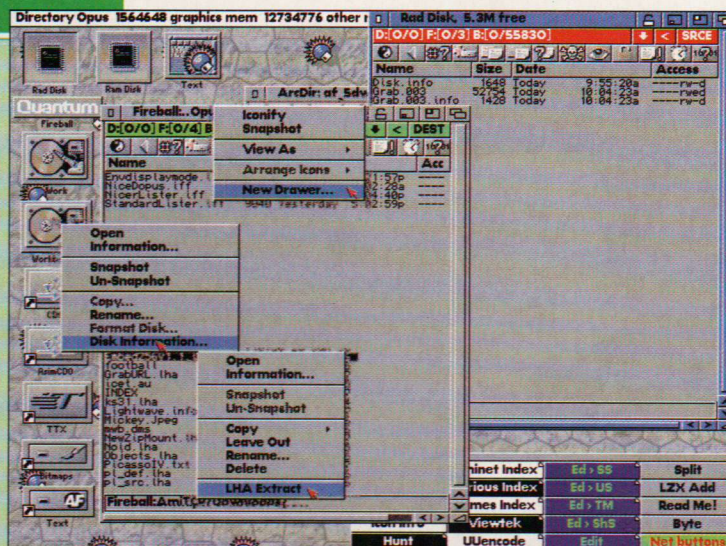
Here's what Mac users would call an easter egg: Choose About... (RAMiga ?) from the *DOPus* menu.

The familiar requestor appears with the animated *DOPus* logo, but if you hold down the shift key and click on the logo, you'll see pictures of Greg Perry, Jon Potter and his girlfriend Barbara, Leo 'Nudel' Davidson – a well-known *DOPus* fan who helped a lot with the development of *DOPus 5.5* and Andrew Dunbar – a GPSoft employee.

And here's a very useful feature for people writing scripts: If you are writing a shell script – perhaps you want to create a slideshow – you can easily add file and path names to it with this method. Select the files you want to use and then either use RAMiga-c or RAMiga-shift-c. The former will copy the path and filename details for all the files you have selected, while the latter will solely copy the filenames. Brilliant!

LEFT, RIGHT!

DOPus has quite a lot of functions accessible through using the right mouse button. Right clicking over an icon or a lister entry will often pop up a new menu of things you can do. Experiment, and you'll see some new stuff, for instance, the ability to get rid of names under icons or the icons' borders (right mouse button in an icon information window's titlebar), the ability to be able to send picture files to *Personal Paint* or *Art Effect* and more.



This heavily-edited picture shows just some of the context sensitive right mouse button menus in *DOPus 5.5*.

PPaint

This issue **Nick Veitch** plays around with brushes, and produces some quite disturbing results...

CONTENTS

Chapter 1: Palettes

Chapter 2: Drawing Tools

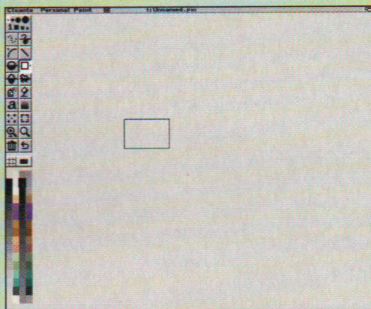
Chapter 3: Brushes

Chapter 4: Image Processing

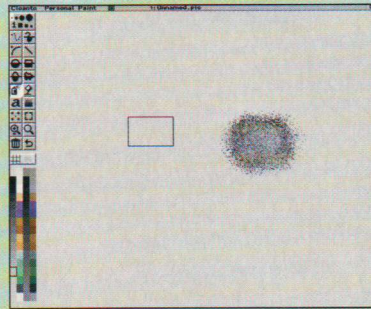
Chapter 5: Animation

Chapter 6: Further Projects


PROJECT: CREATING A STREET SCENE




The basis of our pavement will be a rectangle. Select the rectangle tool and draw a shape which is wider than it is tall – just like a normal paving-stone.




A flat colour won't look very realistic. Use the airbrush tool to create a mix of lighter and darker colours (start with the dark colours and lay the lighter ones on top for the best results). You may need to adjust the palette first.




Now you have your fuzzy mess, use the image processing function to blur (or emboss) it, until you get a nice stone mixture. Pick up the stone mixture as a brush and then set it as the fill pattern (see last issue).



Fill in your rectangle, then pick that up as a brush. Lay a small bit of pavement (you'll need two rows of an alternating pattern). Now pick up a selection (two bricks wide) as a brush and select it as the fill pattern.




Now you can fill a large rectangle with this pattern for the pavement. Create a tarmac texture in the same way as the stone (use a blobby airbrush and darker colours) and fill the rest of the screen with this.



Now you can pick up your pavement, flip it if necessary, and plonk it down on the other side of the road. Some dashed lines in the middle are all that's required to complete the effect. You've just laid a road!


BRUSH BASICS



Load in a suitable textured brush – there are two provided on the floppy disk and more on the CD version. This is the "sand.pat" brush. Load the palette from the brush too (Alt-b). You can always make your own...



Right click on the fill tool to bring up the fill requestor. Now choose From Brush 1 and Okay it. Now when you fill, you'll fill with the brush you loaded in. Try it by doing a filled rectangle.



You can use this facility for all sorts of things. You can even fool people into thinking there are more colours on screen by creating cunning dithering patterns (useful for icons).

BRUSH MANIPULATION

**Rotate
(any
angle)**

Does as the name suggests. Can produce distorted results in screenmodes where the pixels aren't close to being square

**x (flip horizontal)**

As you can imagine, the picture becomes a mirror image

**+ or -**

These keys can be used to scale the brush up and down while maintaining the same aspect ratio

**Shift - x**

This will double the width of the current brush, leaving the height unchanged

**y (vertical flip)**

quite simply turns the brush upside down

**Shift -
Y**


This will double the height of the current brush

**Shear**


Produces gradual horizontal displacement in the brush

**Shift-Z**

Puts the brush into streeetch mode. Click and hold the mouse, then drag out the shape you wish the brush to be

**4**

In fact, using this technique, you can create a gradient of colours. Pick them up as a brush and use them to fill shapes or areas.

**5**

Brushes used in this way are said to be tiled. Tiling is very important to 3D rendering and, if you have 3D software, you may want to save out useful brushes for surface textures. You can even use them...

**6**

...for grotesque desktop patterns. To make a different pattern, I could have flipped the brush and placed it beside the original and then picked up a bigger pattern.

Cinema4D 2

CONTENTS

- Chapter 1: Basic view and object manipulation
- Chapter 2: Introduction to materials and textures
- Chapter 3: Advanced object creation
- Chapter 4: Rendering modes and lighting
- Chapter 5: Other cool features
- Chapter 6: Animation Part 1
- Chapter 7: Animation Part 2
- Chapter 8: Final hints and tips

Designing, building and rendering images can be hard work. *Cinema4D* speeds up the entire process by providing some "Special Objects" which can be dropped into any scene to jazz it up.

These Special Objects, available from the Object Menu, make things much more fun and include a variety of tools which you'll find extremely useful.

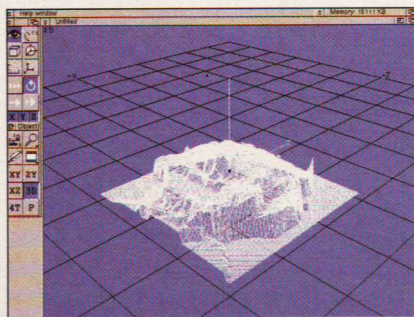
EMBOSS

Emboss takes an ordinary IFF format image file, and uses it to create a three dimensional object. Rather than mapping the image onto the outside of an object, an entirely new object is created. The object starts off as a flat plane, but the average value of the Red, Blue and Green components of the individual pixels are used to determine the height at any point.

It should be remembered that even a relatively small image (say, 320 by 256 pixels) will generate far too many triangular facets for *C4D* to cope with, so the 'Reduction' setting is supplied to reduce the pixel count to more manageable levels.

Emboss can be used for special effects, or for more mundane chores such as creating a landscape. Unlike the Fractal system, Emboss enables you to plan your landscape down to the smallest detail.

Remember too that you can map the original (or a different) image onto the object.



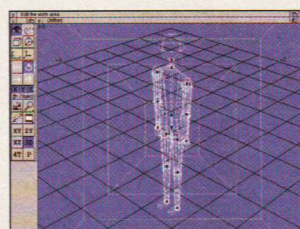
If you want to keep the number of pixels down to reasonable levels than apply 'Reduction'.



Take a wonderful photograph, and use it to create a greyscale height map. Combine the two by mapping the photograph over the embossed object and it's enough to put you off your lunch!



What's more, it's very easy to pose the figure because it has already been defined as an 'Animation-ready' object. When you select the Drag function in the main toolbar (the three arrow button) you can easily rotate the figure in a realistic way. Select the arm joint, and the entire arm including the hand will move. Select the torso, and the head, chest and arms will all move as well.



Funky virtual dancing made easy using the special Figure object.

Cinema4D is very special, not least because of all its special objects. The equally special **John Kennedy** describes how they'll save you both time and effort.

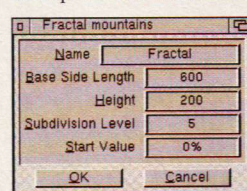
One cunning use of Emboss is to create a realistic human face. You'll need two images for this: one a scan of a face, the second a specially altered version which provides the height information – for example, the tip of the nose would be white, and the back of the ears a darker grey.

FIGURE

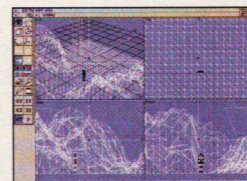
When creating 3D scenes, it's often desirable to have a human being present to provide a sense of scale. This is especially true if you are designing a building, room, car or other 'real world' object. *C4D* makes it easy to add a human being by doing all the hard work for you – you only need to select 'Figure'.

FRACTAL

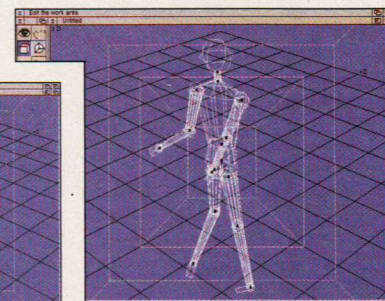
Instant craggy islands are possible with the Fractal tool. This will create a random object which is perfect for all manner of landscapes: even lunar surfaces or gently rolling hills. You can select the size of the new object, as well as the height and coarseness of the facets used to make it up. You will need to experiment with the settings: create



The default settings will create a very hilly object: try lowering the height for more realistic effects.



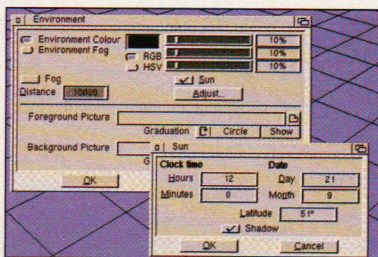
The Fractal object is complicated, but you can speed up the redrawing from the Object Manager window. For a nice effect, map a texture onto the fractal as this gives the impression of even more detail.



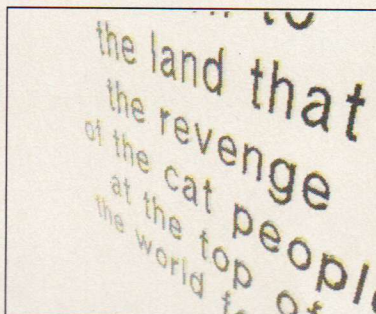
attributes. You can also deform the fractal and adjust individual points.

SUN

If you are too lazy to create a light source, or if you want to accurately model an outdoor scene, then *C4D* has the perfect solution: the Sun. By creating a sun object, you are creating a lightsource whose position can be altered to suit the time of day, day of the year and location: perfect for architects. The sun is not white but pale yellow. As it nears the horizon it will become more red, as it does in the 'real world'.



You can set the height and position of the sun, but sadly there are no associated cloud objects.



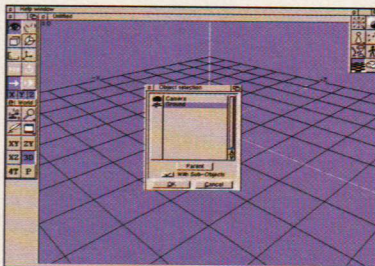
Create your own mega-epic scrolling titles with ease using Cinema4D's text option.

The message you want to render can either be entered by hand, or read from a plain text file. Use the text file when you need to create long messages ("In a galaxy a long way away...") and then move them slowly into the distance and into a slight fog for a wonderfully expensive looking effect.


Two different fonts are supplied: Diamond and Helvetica, although there is nothing to stop you designing your own. To do this you should create a new directory, and inside build all the objects you need, saving them as the name of the letter they represent. For example, the object for the lower-case letter 'a' would be saved with the filename of 'a'. You will also need to create a file called 'Description' which contains information on the size and spacing of the letters – see the files created for the existing fonts for details.

GROUND

If you need a surface on which to place your objects, look no further than the ground. Sometimes you need to create your own object – a desktop for example – but if you need something solid then the instant ground object is for you.



Use the Object Window to quickly switch the ground on and off. If you switch it off, your objects won't fall anywhere – they'll simply float in space.

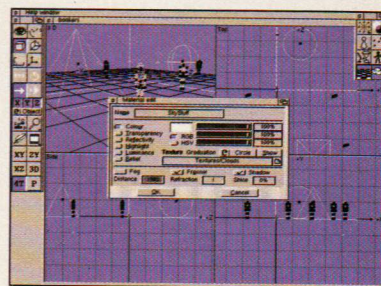


Adding a little fog from the Environment Window makes all the difference to this scene, and provides a real sense of depth.

The easiest way to use it, is to open up the Object Toolbar – although the menu option under Objects will achieve exactly the same thing. Even though the ground is switched on, you won't actually see it until you perform a render or specifically select it. If you do wish to select it, open up the Object Selection and pick it from there. By selecting the ground you gain the ability to apply a texture to it: for example, in the image below I've applied a grid image and increased its reflectivity.

SKY


By default, when you render a scene there is nothing in the background and everything appears to be in the middle of a black and empty space. You can change this in several ways: from the Environment settings you can use any image as a backdrop: for example, a picture of clouds. However, if you animate the viewpoint, the backdrop remains in exactly the same place and spoils the effect.



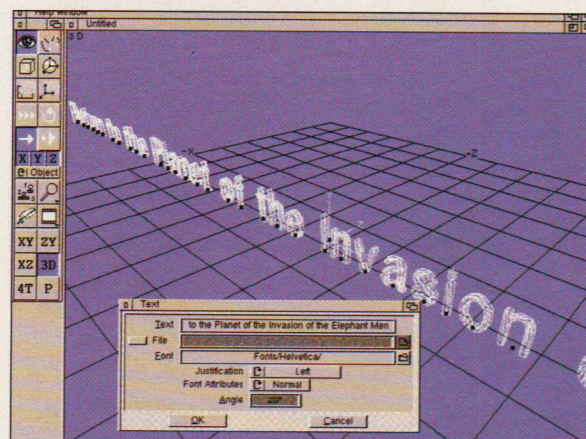
Use Object Selection to pick the sky, and then add a texture – maybe a star field or clouds.

The sky is different – it is an infinitely large sphere which encompasses the scene. You can switch it on and off in a similar way to the ground (via the menu or floating object tool bar) and also apply a texture or colour to it. The sky-sphere may appear in the editing view but this is only a representation of it, as it will always appear in the distance when rendered.

If you try and use fog, you will find that your images have a totally fog-coloured background, irrespective of what settings are used for the sky. This is not a bug: remember that the fog continues into infinity, and so will always eventually appear as an opaque object as you look through it.



The sky totally surrounds the scene – notice the reflection in the shiny sphere.



TEXT

The Text object is a bit of a cheat, as it makes use of a set of predefined objects rather than generating font objects on the fly. However, it still works and is ideal for creating images for video work.

Text can be entered in the requestor or stored in a plain text file: useful if you want a long list with a new line taken after each.

ESSENTIAL INFORMATION

- Remember that any menu option with a dot after the name contains optional extra settings, which will only appear if you hold down the shift key whilst selecting them. The first time you use Emboss for example, you will be asked for the name of the picture file. However, subsequently the Emboss will, by default, use this same picture unless you hold down shift when selecting it.

- The Environment Settings window is vital for providing the finishing touch to your images. You can select Background and Foreground images. Use foreground to superimpose text, or add the interior view from a cockpit: all pure black detail in the foreground image will be treated as transparent.

- The environment colour available from the Environment Settings is the level of ambient lighting. Keep it low, otherwise images will lose contrast.

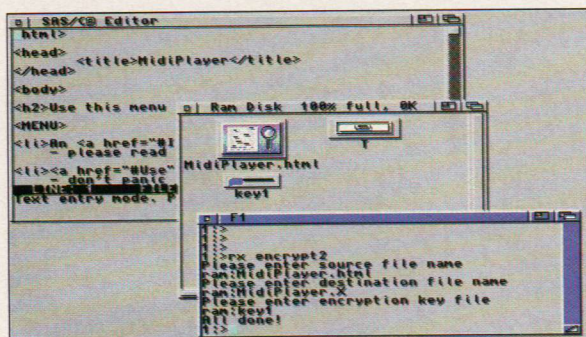
- You can also switch the Fog effect on, and adjust its colour from here. The default settings work well, but experiment for underwater or other bizarre results.

- The Sun in the Environment Window creates a sun lightsource. This sun is easier to use than the sun special object, so try it first. For the utmost accuracy, get out an atlas and work out what the latitude of your house is.

Advanced ARexx Coding

Counter-Espionage For Beginners! – Part Two

Paul Overaa concludes his introduction to the cloak and dagger world of cryptology and throws in a clever ARexx trick even hardened coders may not be aware of...



The trouble with last month's script was the fact that characters were being read, modified, and re-written on a one-by-one basis. That's an awful lot of Readch(), BitXOR() and Writech() function calls being made and it is this inefficiency that caused the script to run slowly. The way of eliminating this is to deal with much larger blocks of data – those that are the size of the cipher key itself. In this sense it is actually an advantage to use large keys but although this means that the encryption process becomes more

You'll notice a big speed improvement with this month's script.

LISTING ONE

```
address command 'list' key_name 'to' TEMP 'nodates nohead'
if Open(t,TEMP,'r') then
do
list_output=ReadLn(t)
key_length=Word(list_output,2)
Close(t)
```

LISTING TWO

```
block_count=source_length%key_length
remaining_bytes=source_length-block_count*key_length
```

[notice that integer division (%) needs to be used for the division operation!]

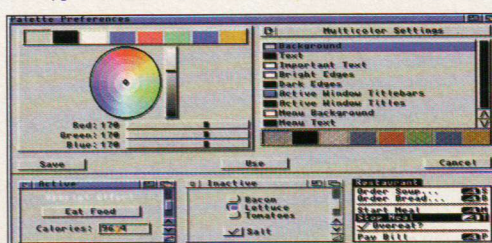
secure, there are limits to the size of an encryption key that can be physically typed. An alternative idea is to use another file to control the cipher replacement operations. ARexx makes this surprisingly easy.

The first step is identifying the size of the file that represents the chosen cipher key. ARexx's address instruction can be used in conjunction with AmigaDOS's LIST command to generate the necessary details writing the output to a temporary file. The nodates and nohead switches can be used on the LIST command line to ensure that only the file name, size, and protection flags values are sent to the output file and, because of this, it's easy to identify the file size. We simply read the command output into a variable using ReadLn() and extract the second word using ARexx's Word() function. Listing One shows how it's done.

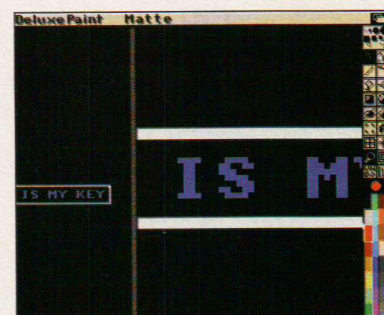
An identical type of routine can be used to identify the size of the source file, i.e. the file that we wish to encrypt or decipher. Once this information is available it's possible to calculate the amount of key sized blocks, and the number of any remaining bytes – see Listing Two.

THE MODIFIED ENCRYPTION APPROACH

With last month's approach the encryption of a 30,000 byte file would



If you're not happy with simple shapes, get an accurately marked out brush of a standard colourwheel or art program palette from a screenshot of a program.



Brushes of simple graphics objects stored as IFF files make excellent cipher keys because the basic details needed to recreate the file are easily remembered.

involve 90,000 function calls (remember each character required one Readch(), one BitXOR() and one Writech() operation). Now, let's assume that we are always able to read key_length number of bytes from a file into an ARexx variable. The overall encryption process of each block would then take this form...

```
source=Readch(s,key_length)
source=BitXOR(source,key)
Writech(d,source)
```

and if blocks were say 1000 bytes each we're talking of three operations per block as opposed to 3000 per block with the previous scheme! Any additional bytes can be dealt with in a similar fashion by using ARexx's Left() function to ensure that the right number of bytes are written back to the new file. This is shown in Listing Three.

These new arrangements have actually made the cipher translation operations easier because no modulus operations are now needed. And because we've now opted for providing the cipher key as a file we can use things like 8SVX sound files, pictures or even other programs!

You'll notice in the example fragments so far that both the encryption key and blocks of characters from the source file are being read into ARexx variables. Obviously there's a limit to the number of characters which can be

LISTING THREE

```

source=Readch(s,remaining_bytes)
source=BitXOR(source,key)
Writech(d,Left(source,remaining_bytes))

```

LISTING FOUR

```

struct NexxStr {
LONG    ns_lvalue;      /* integer value */
UWORD   ns_Length;      /* length in bytes */
UBYTE   ns_Flags;       /* attribute flags */
UBYTE   ns_Hash;        /* hash code */
BYTE    ns_Buff[8];     /* extensible buffer area */
};

```

used but I think that you might be surprised at how high this is. Internally ARexx strings are represented using a data descriptor known as a NexxStr structure and Listing Four shows how the various fields present in this unit can be represented.

It probably doesn't mean a lot unless you're into C coding so I'll tell you what's important – that UWORD entry tells us that the maximum size of an ARexx string is held as an unsigned word, i.e. as a two-byte integer value, which implies that ARexx strings can be up to 64K in length. This in turns means that you can read a file of up to 64K directly into an ARexx variable (something you may find useful to bear in mind in many other file-based ARexx applications)! So, with the potential speed increases, and the added bonus of being able to use cipher keys as large as 64K (one byte less than this strictly

LISTING FIVE

```

Encrypt:
if Open(k,key_name,'r') then
do
key=Readch(k,key_length)
Close(k)
end
if Open(s,source_name,'r') then
do
if Open(d,dest_name,'w') then
do
do i=1 to block_count
source=Readch(s,key_length)
source=BitXOR(source,key)
Writech(d,source)
end /* of handling i'th block */
source=Readch(s,remaining_bytes)
source=BitXOR(source,key)
Writech(d,Left(source,remaining_bytes))
say END_PROMPT
Close(d)
end /* open dest */
else say DESTINATION_ERROR
end /* open source */
else say SOURCE_ERROR
Close(s)
return

```

In this modified encryption routine ARexx's BitXOR() and Writech() functions are handling blocks as large as the cipher key itself (up to 64K)!

speaking), all of a sudden this still simple block-based encryption method is starting to look quite attractive. Listing Five shows the complete encryption routine used by this month's Coverdisk example and again you'll see that the cipher-related operations are effected by just the two BitXOR() statements mentioned earlier with the bulk of the code relating to common or garden ARexx file handling commands.

When the script runs it asks you which file you'd like to encrypt or decipher, for a name for the output file, and then for the name of the file to be used as the cipher key. Shortly after you enter this you'll see the 'All Done' message and your output file will be available for use. Then just arrange for any recipient of your encrypted files to have either a copy of the key file you originally used or details of exactly how to generate it!

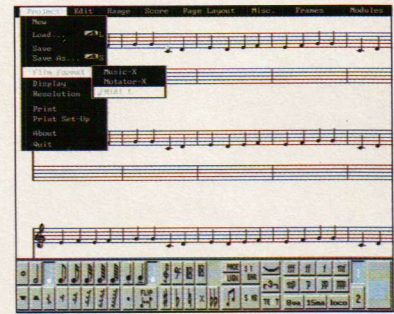
ELIMINATING A POSSIBLE DISADVANTAGE...

One of the good things about using say a picture file as a cipher key is that you only need to remember a (relatively short) file name yet the byte contents of that file itself is sufficient to offer a surprisingly high level of encryption security. There is, however, one disadvantage – namely that if you either lose, or perhaps inadvertently edit, that key file it then becomes impossible to recover your data.

One way around this is to generate picture or sound files algorithmically (i.e. according to a chosen formula). Another option is to use a file, such as a plain ASCII text file, containing say a well known poem or story that, at worst, could be easily recreated. An alternative approach, and the one that I prefer, is to opt for simple graphics that can be accurately redrawn if necessary. A technique I've regularly used involves DPaint. I load the program and, using



Complex pictures, though apparently offering better cipher security, have the disadvantage that if the file is lost you're unlikely to be able to re-create an identical one!



It's not just pictures that can be used to control the encryption/deciphering processes – if you're musically minded Midi files are another possibility.

the default palette and font settings, pick a background and foreground colour and type the text that I wish to use as a cipher key. The magnifying glass tool is used to help mark out a brush that is exactly the same size as the created text area and this brush is then saved to disk as an IFF file.

I've proved many times that the byte contents of files generated in this way are repeatable and this means that, to regenerate the key, it's only necessary to remember the colours you used and the text chosen. The trigger that enables you to regenerate the cipher key might, for example, be simply the fact that you used red letters on a black background with the text being your full postal address. Not a lot to remember but the resulting IFF graphics file makes a very effective cipher key.

OVER TO YOU...

OK, so the secret is out – the approach I've outlined is built basically around just a couple of lines of ARexx code and its usefulness stems from three things. Firstly, its simplicity. Secondly, the fact that relatively large cipher keys can be used. And thirdly – that in order to use these keys you need only remember a few simple things. These enable you to either specify or generate the key which is then subsequently used to create or

decipher an encrypted file.

It's not hard to come up with alternative tricks of this nature. Melody lines of familiar tunes stored in Midi file form could easily be used to accurately generate a key file for controlling the encryption/deciphering process.

In short the list of variations is endless and that should provide some food for thought. Rest assured that there are also some rather more esoteric, mathematical, methods for generating these all important key files but that particular topic, is most definitely a story for another time!

NOW EVEN MORE LOWEST PRICED TOP QUALITY PRODUCTS

INCLUDING RIBBONS, INKJETS, TONERS, DISKS, ETC

Official Government
& Educational orders
welcome

Printer Ribbons

BLACK	1 off	2+	5+	10+
Amstrad DMP2000/3000	2.80	2.65	2.45	2.25
Amstrad DMP4000	3.66	3.51	3.31	3.11
Amstrad PCW8256/LQ3500 Fab	2.85	2.70	2.50	2.30
Amstrad PCW9512 M/Strike	2.60	2.45	2.25	2.05
Brother M1009/1024/1109/1209	3.90	3.75	3.55	3.35
Citizen 120D/LSP10/Swift 24/9	2.85	2.70	2.50	2.30
Commodore MPS1220/1230	4.50	4.35	4.15	3.95
Epson LQ100	4.10	3.95	3.75	3.55
Epson LQ200/400/500/800/850	3.45	3.30	3.10	2.90
Epson FX/MX/RX80/FX/LX800	2.90	2.75	2.55	2.35
Epson LX80/86/90	2.12	1.97	1.77	1.67
Mannesmann Tally 80/81	3.90	3.75	3.55	3.35
NEC Pinwriter P2200/P2-	3.03	2.88	2.68	2.48
Okil ML182/183/192/193/195	3.17	3.02	2.82	2.62
Panasonic KXP1123/1124/1140	3.46	3.31	3.11	2.91

This is just a small selection of our Ribbons - Ring for those not listed

Ring us and WE WILL BEAT all other Ribbon prices

3 1/2" Disks & Disk Boxes

	<u>Bulk</u>		<u>Branded</u>	
	<u>DD</u>	<u>HD</u>	<u>DD</u>	<u>HD</u>
10 Disks	\$5	\$6	\$6	\$9
25 Disks	\$10	\$11	-	-
50 Disks	\$16	\$18	\$24	\$36
100 Disks	\$29	\$33	\$41	\$66
250 Disks	\$65	\$76	\$96	\$153
500 Disks	\$125	\$148	\$187	\$288

All Disks Certified 100% ERROR FREE
and INCLUDE FREE Labels

<u>Lockable 3 1/2" Boxes/Draws</u>		<u>Other Boxes & Wallets</u>	
100 Capacity Box	5.99	3 1/2" 10 Cap. Boxes	1.
50 Capacity Box	4.99	3 1/2" 6 Cap. Wallets	3.
240 Capacity Draw	18.99	<u>Lockable CD Drawers</u>	
		30 Capacity	16.

Paper & Address Labels

2000 Sheets 11" x 9 1/2", 60 gram,	1 box	- 22.99
Micro Perforated, Listing Paper	2 boxes	- 17.99
500 Single Sheets A4, 80 gram, Laser	1 pack	- 9.99
Paper (suitable for inkjet printers)	2 packs	- 6.99
Tractor Feed Address Labels	500	- 4.49
1 across width, 3 1/2" x 1 1/2"	1000	- 7.49

Joysticks & Mice

Quickshot Apache 1	6.89	Quickshot Python 1M	8.89
Quickshot Aviator 1	25.99	Mouse	11.99
Quickshot Intruder 1	22.99	Kidz Mouse (Mouse that looks like a mouse)	14.99

Dust Covers

CPU & Monitor	6.49	Monitor 14" - 4.99	17" - 5.99
Mini Tower	5.99	Atari ST	3.99
80 Column Printer	3.99	Amiga 500	3.99
132 Column Printer	6.99	Amiga 600	3.99
PC Keyboard	3.99	Amiga 1200	3.99

Inkjet, Bubblejet Cartridges

	1 off	2+	5+
Apple Stylewriter	16.30	16.10	15.90
Canon BJ 10/10ex/20	16.30	16.10	15.90
Canon BJ 30 Bk (Pk 3) BCI-10BK	10.00	9.80	9.60
Canon BJC70 Bk (Pk 3) BCI-11BK	11.00	10.80	10.60
Canon BJC70 Col (Pk 3) BCI-11C	18.20	18.00	17.80
Canon BJ 200/230	16.30	16.10	15.90
Canon BJ 300	7.00	6.80	6.60
Canon BJC 600 Black (Pack of 2)	6.00	5.80	5.60
Canon BJC 600 Cyan (Pack of 2)	6.00	5.80	5.60
Canon BJC 600 Magenta (Pack of 2)	6.00	5.80	5.60
Canon BJC 600 Yellow (Pack of 2)	6.00	5.80	5.60
Canon BJC 4000 Large Black	27.00	26.80	26.60
Canon BJC 4000 Head+Blk+Col Refill	40.00	39.80	39.60
Canon BJC 4000 Black Refill	7.00	6.80	6.60
Canon BJC 4000 Colour Refill	11.00	10.80	10.60
Commodore MPS1270	10.80	10.60	10.40
Epson Stylus 400/800/1000	7.00	6.80	6.60
Epson Stylus Colour/Pro XL Black	10.00	9.80	9.60
Epson Stylus Colour/Pro XL Colour	22.00	21.80	21.60
Epson Stylus 820/Colour II/III Black	18.50	18.30	18.10
Epson Stylus 820/Colour II/III Colour	26.60	26.40	26.20
Epson Stylus Colour 500 Black	18.90	18.70	18.50
Epson Stylus Colour 500 Colour	26.90	26.70	26.50
HP Deskjet 500/10/20/40/50/60 Black	21.00	20.80	20.60
HP Deskjet 500/40/50/60 Tri-Colour	22.50	22.30	22.10
HP Deskjet Portable, 310 (High Cap.)	19.50	19.30	19.10

Ring for Cartridges not listed

Inkjet/Bubblejet Refill Kits

Apple Stylewriter	8.50 for 2 x 20ml Refills
Canon BJ 10/10ex/20	8.50 for 2 x 20ml Refills
Canon BJ 200/230	8.50 for 2 x 20ml Refills
Epson Stylus 400/800/1000	8.50 for 2 x 20ml Refills
Epson Stylus Colour Black	8.00 for 2 x 12ml Refills
Epson Stylus Colour Colour	10.50 for 9ml of each Col
HP Deskjet 500 Series Black	11.00 for 2 x 40ml Refills
HP Djet 500 Series Tri-Col	12.00 for 12ml of each Col
Star SJ48	8.50 for 2 x 20ml Refills

We also stock other refill kits suitable for most inkjet / bubblejet printers.
Ring for details and prices.

Laser Toners

HP Laserjet II/III	40.00 each
HP Laserjet IIP/III	45.00 each
HP Laserjet 4L, 4LM	50.00 each
HP Laserjet 4, 4M	71.00 each
IBM 4019, 4028, 4029, 4030	90.00 each
Kyocera F1000/1010/1200, P2000	24.00 each
Kyocera F800/820, FS850	24.00 each
Okil OL400/800	21.00 each
Panasonic KXP-4410/4430	26.00 each
Panasonic KXP-4400/5400	17.00 each
Ricoh LP6000/1060	10.50 each
Sharp JX9500	25.00 each

Ring for Toners not listed

Miscellaneous Items

100 Single Colour 3 1/2" Disk Labels	1.99
1000 Single Colour 3 1/2" Disk Labels	8.99
1000 Multi-Colour 3 1/2" Disk Labels	9.99
1000 White Tractor Feed 3 1/2" Disk Labels	10.99
3 1/2" Disk Cleaning Kit	2.99
Parallel Printer Cable (1.8m)	3.99
Mouse Mat 6mm Thick - 2.99	8mm Thick - 3.99
Mouse House	2.99
2 Piece Universal Printer Stand	5.99
14"/15" Monitor Glass Screen Filter	16.99
17" Monitor Glass Screen Filter	29.99

Normal UK Delivery £2.00, Next Day £7.50

Prices INCLUDE VAT (@17 1/2%)

01543 250377

Ring us or send cheques to:

Owl Associates Ltd, Dept 528, Owl House,
5 The Brambles, Lichfield, Staffs WS14 9SE

01543 250377



E & O E



3000 Jpegs	£14.99	Imagine 3D PD	£17.99
Adult Sen 1, 2 or 3D	£17.99	Insight Dinosaurs	£17.99
Adult Sensation 4	£27.99	Into The Net (2CD)	£17.99
AGA Experience 2	£9.99	Kara Fonts	£39.95
AGA Toolkit 97	£9.99	Learning Curve	£17.99
Amiga Developer	£13.99	Lightrom 4	£27.99
Amiga Repair Kit	£44.95	Lightrom Gold	£17.99
Aminet 14, 15 or 16	£11.49	Magic Publisher	£44.99
Aminet 17	£12.49	Magic WB Enhancer 2	£17.99
Aminet 18	£12.49	Meeting Pearls 4	£8.99
Aminet Subscriptions	£10.49	Mick Davis Clipart	£22.99
Aminet Box Set 1	£19.99	Modes Anthology	£24.95
Aminet Box Set 2	£24.95	Multimedia Backdrops	£17.99
Aminet Box Set 3	£32.99	Multimedia Experience	£19.99
Aminet Box Set 4	£32.99	NET Connect	£54.95
Anime Babes	£17.99	Network CD 2	£13.99
Archie Classics	£13.99	Octamed 6 CD	£17.99
Assassins Games 3	£17.99	More Worms	£4.99
C64 Games CD	£34.95	Retro Gold	£17.99
Capital Punishment	£24.95	Scene Storm	£17.99
Card Games	£13.99	Sci-Fi Sensation	£17.99
DemRom	£13.99	Secal (floppy)	£29.95
Desktop Video 2	£13.99	Sexy Sensation	£17.99
Draw Studio (floppy)	£59.95	Sound FX Sensation	£17.99
Draw Studio (CD)	£19.95	Sounds Terrific 2	£17.99
Emulators Unlimited	£17.99	Specky 96	£15.99
Epic Encyclopedia 97	£27.99	Special Effects	£17.99
Epic Paranormal CD	£19.95	System Booster	£17.99
Euro CD	£11.99	Utilities Experience	£8.99
Euroscene 2	£8.99	Video Creator	£14.95
Geek Gadgets	£17.99	Weird Textures	£13.99
GIF Sensation	£17.99	World Atlas	£24.95
Horror Sensation	£17.99	World Info	£17.99
IBrowse v1.1	£29.95	World of Clipart Plus	£15.99

WORMS: Directors Cut! £24.95



Andy Davidson, the mad creator of Worms, brings you the finest version of Worms with the all new, all singing, all dancing 'Worms Directors Cut'. Bask in the glory of 300 colours, super smooth scrolling and a host of new silly weapons that your mother wouldn't like! Giggles as you chuck a holy hand grenade, unleash a mad old woman or send in a herd of mad cows! Add the magic of the all new Graffiti Mode and as many game enhancing options Andy could think of the produce possible the finest ever Amiga game. (AGA Amigas only)

IN STOCK!!!

Women of the Web

Women of the Web is an all new CDROM which is compatible with any AGA Amiga, PC or Apple Mac. It's an Interactive Multimedia Encyclopedia of over 450meg of Images, text related info, MPEGs, WAV and MOV files for over 250 female celebrities.

Women of the Web is displayed in superb HTML documents which can be viewed using any WEB browser, ie AWEB, Ibbrowse, Voyager, Netscape etc. (Web browsers included, set up for Amiga, Apple Mac and PC, ready to run).

SYSTEM REQUIREMENTS: 4mb, 020, WB3

SPECIAL OFFER
£14.95


WOTW: Exposed

Also available:
Women of the Web: Exposed, comes as a double CDROM (which includes the original Women of the Web title).

Over '18's only!
£24.95



HIDDEN TRUTH OUT NOW £29.95



plus much more!

- SYSTEM REQUIREMENTS:
- Workbench 3.0 or later
 - AGA Chipset (GFX Card recommended)
 - 4MB RAM Min. (6MB+ recommended)
 - Hard Drive recommended

aga experience volume three

AGA EXPERIENCE VOLUME 3

Due to the huge success of the AGA Experience Volumes 1 and 2, and the many requests we have had, we have decided to go ahead and produce another in the popular series!

AGA Experience Volume 3 again, will contain a similar content to its predecessors, including over 640meg of NEW software including Demos, Utilities, Games, Slideshows, Pictures, Diskmags (including Amiga Report which proved so popular we have licensed them again), the best hand-picked music mods, icons + backdrops and loads more.

All the software is brand new, downloaded from various BBS's and Internet resources - which have taken many months of careful selection to bring you only the very best software. The software on this CD has been compiled by true Amiga enthusiasts - not just somebody with the 'showware' approach which has unfortunately become so popular.

At the time of release - we will guarantee that it's the most up-to-date Amiga CDROM money can buy! Where else can you read the latest news of the Gateway2000 Amiga buy-out for example?

We have also put together exclusive usable demos of our 2 latest CDROM products - Women of the Web and The Hidden Truth. The AGA Experience Vol 3 will be released in April '97 and will be released at a lower RRP of just £14.99 (FOR AGA AMIGAS ONLY)

OUT NOW **£14.95**



MailBag

**Send your letters to: Letters To The Editor • Amiga Format •
30 Monmouth Street • Bath • Avon • BA1 2BW or email to:
amformat@futurenet.co.uk – putting 'Mailbag' in the subject line.**

THE HEAT IS OFF

Having just read Jonathan Duke's long term review of the Apollo 620 Turbo A600 accelerator (AF96), I thought I'd drop you a line to give an 'opposite end of scale' opinion. I have two A600s and an A1200; both A600s have Apollo 620s installed plus 8Mb extra RAM an internal hard drive and a Dataflyer SCSI+ SCSI interface – and no fan. Both have been upgraded to Kickstart/Workbench 3.1.

I wonder if Jonathan's overheating problems are connected to the fact that (going by the pictures) his A600's top, clips down flush all round – mine isn't screwed down tight due to the fact that 1. the Dataflyer cable has to come up between the two halves of the casing, and 2. all the clips are broken – which probably allows better ventilation.

Anyway, I think the long term user reports are an excellent idea – there really is no substitute for real-life usage over an extended period of time.

*Jen Allen
Sussex*

Thanks for your comments. I'm sure there are many other users who have used the Apollo without any problem. As with many other things, the simple fact is that some individual processors are more prone to overheating than others – even ones which are theoretically identical. Extra ventilation does help, as do fans which you can buy separately from places like Maplins.

I'm glad you like the idea of our long term tests – but remember, it's up to you to send them in...

POWERING ON

Things are looking up for the Amiga at the moment. Gateway 2000 have bought Amiga Technologies, Myst is being released and Direct are releasing the Power Amiga, a real machine that I'll be



The long term reviews are proving to be very popular – keep sending them in and you could see your work in print!

buying soon. I really wish to thank Guildhall. I recently received their Guildhall Gazette, it was a good read and had good software offers showing that Guildhall support the Amiga.

Why don't you have more competitions in AF like spot the shot? And what about a competition for users who can't afford to upgrade?

Is it possible to buy issues 77 through to 94 as mine were stolen? Is it true that the F1 tracks on ITV are made on Amigas?

*Alex Thyer
Swansea*

Well, I'm glad you find so much to be happy about (although you might want to consider building your own tower system instead of buying one – see our feature on page 18). Guildhall are really still supporting the Amiga, as anyone who went to the WOA show will testify to.

We try to have many interesting competitions in the magazine, and there will be plenty in next months celebratory 100th issue, don't you worry.

I'm afraid it isn't possible to get most of the issues you mention, but try ringing our

back issue department on 01225 822510.

If you mean are the graphics for the Formula One coverage done on the Amiga, I'm afraid we have no idea. If anyone at ITV does know, please get in touch.

MORE UPGRADE TALES

With reference to Daniel Smith's letter (AF96), I can understand his frustration at not being able to access Coverdisks. I have collected a large number of Coverdisks over the years and if you're not the DIY type, upgrading can be expensive. (PD Soft do supply an emulator disk (vo817) which allows access to Workbench 2.04.) AF93 carried OctaMED 6 and the Bograts demo which is A1200 only – read the label Daniel! You will probably not have sufficient memory to run the programs anyway. I have since upgraded to an A1200 68020 with Workbench 3.1 and reaped the benefits of stocked disks.

*Ernest Cooper
Oldham*

It does pay to upgrade, although we do sympathise with those who are unable to.

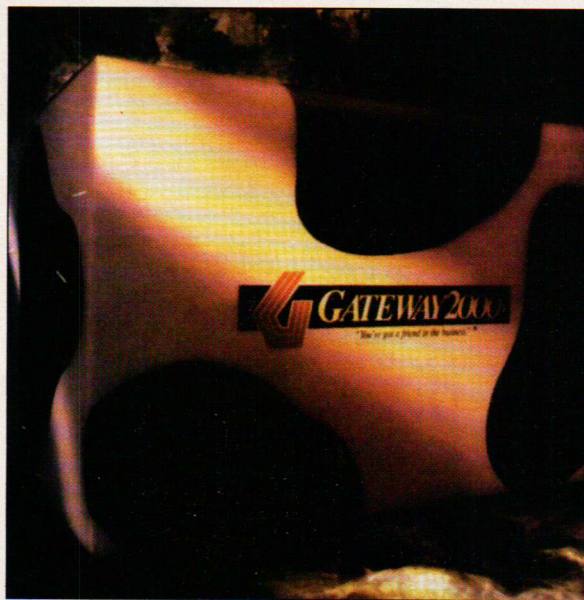


To make the most of our Coverdisks you really need to upgrade your machine.

Q'ING UP

In your reply to Mr. S. Longden (AF96) you said you would be interested in hearing from anyone owning a Q Drive. I have owned one for the last three months and, in my experience, it works well with your Coverdiscs. The manufacturer supplies an instruction booklet in which they appear to divide all CDs into five categories. These are: CD32 Games CDTV CD-DA (Digital Audio) Photo CD Ordinary CD-ROM

Continued overleaf →



Gateway 2000 – the future is looking bright. Keep an eye on our news pages, we'll keep you informed every step of the way.

← I run an A1200 with 4Mb and a hard drive. When booting up from the hard drive the Q drive is set for ordinary CD-ROM usage automatically. On this setting it runs the three AF Coverdiscs I have, plus *Wordworth Office* CD and *Meeting Pearls Vol. 3*. So far, no problems with any of these. If I want to play an audio disc it simply means opening the Workbench drawer, then the Utilities drawer, selecting the CDDA icon from the four relating to the Q Drive and double clicking. This is the sum total of my experience of the Q Drive therefore I cannot claim to have tested it exhaustively but possibly this information will be of some help.

H. R. Still
Leicester

THERE'S MORE...


Reading the April issue, I see you invite comments from owners of the A.T. Q Drive 1241 CD-ROM unit. I have had one of these since last October and unlike Mr Longden I have never had any problem using any magazine's CD. He says that *CanDo* from your July issue will not run. It works fine on my system with 2Mb chip RAM, 4Mb fast RAM. Perhaps his accelerator is the culprit? From what I've read in your mag, some of these do not like the PCMCIA slot and split the fast RAM into segments. *CanDo* may not like this. Any comments?

I have most of the CDs issued by AF and CU, *Aminet* sets 1 and 2, *Weird Science UPD Gold* set and some CD³² disks. Apart from some of the older PD titles, which won't run on an A1200 anyway, all work fine.

Mr R. Smith
Bletchley

Well, there you go. Whatever drive you use, the AF coverdiscs are produced to the most compatible standard, so any drive, with the correct drivers should read them fine.

You can load any compatible picture into PPaint and use that as the basis of the tutorial.





PAINT PICTURES

I have just bought a copy of *Amiga Format 96* and on the first Coverdisk it says *PPaint 6.4* – full program worth £50. But the disk does not have all the pictures shown in "Using PPaint 6.4" on page 19. Also, on page 22 there is a project showing you how to load four brushes with different palettes. The picture for Step 1 shows the brush loading mode with the picture types on. On the Coverdisk there is only a few of the types available to use – you have shown that you are able to load JPEG's, Crypt, Plasma and GIF etc. I would like to know how to access these and also where all the pics are that are shown.

James Studdart
Deeside

The example pictures are not all present on the floppy version for space reasons – but they are just that – examples. You can use any compatible pictures that you have for the tutorials in that issue, or just create your own – are you following the tutorials in the magazine? (see page 90)

Unfortunately the Crypt and Plasma libraries were also not included, and we will try to bring you these on next month's disk. You can use the DType loader though to load



If you're just dying to get your hands on that *AB3DII* source code then Mr. Mandefield could have the answer...

in any GIF or JPEG images (or for that matter, any number of other formats) as long as you have the appropriate datatypes installed. Many of these datatypes are available from Aminet and PD libraries.

A BREED APART

In his letter published in *AF97*, Paul Thompson said that he would like the *Alien Breed 3DII* source code but couldn't afford a CD player. I had the same problem and took the alternative route and bought a CD³² and a CD disc called *Network CD 2* plus cables etc. This came to a total cost of £50 and I find that I can use 95% of CDs on this system. This will give Mr Thompson access to the CDs he requires. The only CDs I have not tried yet are PC ones. This is a cheaper alternative to getting a CD player and my system can also play 100% music CDs. The *Network CD* disc came from Direct Software (01604 722499) and cost £28.49 at the time.

A. Mandefield
Hastings

You should find that your CD³² can access most types of disc (including PC ones), and although it can be slow to transfer files to the Amiga this way, it does work. And, as you say, you get a CD-player into the bargain. If you wanted to, you could expand it with the *SX-32* and effectively have two Amigas...

One last thing floppy users, please can you stop writing in complaining that such and such was on the CD and not on the floppy disk. There is approximately eight hundred times as much room on the CD, and many of the files wouldn't even fit on a high density floppy disk.

QUALITY FEATURE

I have an idea for a new regular section in your magazine. I work with a small

ABSOLUTE BEGINNERS

I purchased an Amiga 1200 last year and I love it but my knowledge is very limited and I do not realise a portion of the machine's potential.

I subscribed to your magazine in December 1996 but I have to agree with some of your other readers – you do not cater for beginners. I simply do not understand basics like O.S, sound cards, setting up assigns, missing libraries etc. This means I can't get the most from your Coverdiscs and I certainly would question the validity of the survey you mention in the April issue.

Would it not be worthwhile having a section each month for beginners? I'm sure it could be quite simple to organise. I feel like changing to an IBM PC but I know I would not be happy. Please help us beginners to keep the Amiga alive.

Mr. John Lloyd
Blackburn

I have purchased *Amiga Format* every month since I bought my A500+ from a friend. As I am still

learning how to use it, any little help would be handy. My brain is slower than the 500+ and even my grandchildren fare in the art of games better than me. On reading the 'Power Up' feature, I realised that some things could help me. I only have 1Mb and an extra disk drive but over 100 games – some from PD listings and some from AF.

If you think there are any floppy disks that could help me more I would be pleased if you could drop me a line.

Mr. C. A. Kelley
Blackburn

Why are there so many beginners in Blackburn? Is it something to do with all the holes? Anyway, you'll be pleased to note that as from this issue we have started a beginners tutorial for you and all the other people who have written in requesting one.

Turn to page 86 to see the first installment which takes a look at Workbench.

Letter of the Month

CINEMA FONTS

I'm writing to share with you and your readers an alternative way of obtaining some extra fonts for use within *Cinema4D 2*. Whilst waiting for the tutorial to start for this excellent giveaway, I took it upon myself to search for any additional fonts or related files. I found a great utility that will convert any *PageStream* /Outline font to either a *C4D* font or *C4D* object (it also converts fonts for use with *VideoScape*).

The program is called *Font Converter v1.0* by Martin Hoffman and I have used it without any problems. My *C4D/Fonts* directory is now bursting at the seams with converted fonts. Maybe you could include this program on a future Coverdisk? The program looks to load a font ending in .dmf (Outline) and also requires the same font ending in .fm (Metric). To

allow the conversion of any font I also suggest you load up *TypeSmith 2.5* (AF87). Import the font you wish to convert and save it out as both an Outline (.dmf) and Metric (.fm) type font. Load the .dmf font into *Font Converter* and add depth to both inside or outside the character as well as the ability to bevell the edges.

Neil Potter
Suffolk

Thanks very much for your excellent tips, I'm sure many other readers will be most appreciative.

Congratulations - you win a fabulous AF sweatshirt for your troubles.



A bit of preparation can help no end when it comes to our tutorials - you'd be surprised what you can find out there!

games writing team called The Quality Team. Our first commercial Amiga game is released this month by Epic Marketing. Soon we're to start work on our next game and this is where your mag steps in. How about starting up a month-by-month 'diary of a game'? You know the sort of thing; comments from the coder, graphic artist etc. etc. on what they have done that particular month and how the game is coming along. I know it is not a new idea but 1. It will let a lot of disheartened Amiga users out there know that new games are still being made for

their machines. 2. Will give us publicity, and 3. of course, a lot more people should buy your magazine because the feature will just be so thrilling and informative.

David Dewar
Milton Keynes

As you may have seen, we have already done a huge games feature in the last issue (which carried on to this issue) and we will be covering information on games in development, as we do every month, in our previews section.

Issue 98 included an extensive feature on Amiga gaming - we also talked to Aurora Works and Vulcan Software.

POCKET MONEY PRICES

I have been with the Amiga since 1990, with the good old A500, and have seen the computer mature with time. I have been with your magazine since issue 23 (and I'm only 14 years old) so, thanks to you and your wonderful team, I now consider myself to be an Amiga expert.

I have paid for all my Amiga set-up apart from the monitor and the printer. I have an A1200 with a Blizzard 1230 Mk-IV with 4Mb, 60ns, 32-bit RAM, a monitor, extra drive, (soon to be CD-ROM) colour printer and a massive 1Gb 2.5" hard drive. You may be asking if I am rich but I'm not. I have simply saved up my birthday money, Easter money and my pocket money. This just goes to show that even a 14 year old boy with £5 a week pocket money can build his Amiga into a computer that goes far beyond any PC. If a 14 year old boy can do it, why can't the thousands of Amiga owners do it too?

Scott MacDonald
Cumbria

THE BRAZILIAN

This is the first time I have written to a foreign magazine so beware of my poor English. I've just subscribed to *AF* and I'm very pleased with how fast I received my first issue (AF97) and also with all the bonuses that came with it. I live in Brazil's extreme south, as we say: "Longe demais das capitais" - too far away from the big cities. You can imagine then how much the Amiga is known here.

Some weeks ago I turned on my TV and I saw our much beloved Workbench screen. It was *Scala* 'guru'ing on the video magazine channel on the best cable TV we have here in Brazil! Professionals know and use the Amiga!

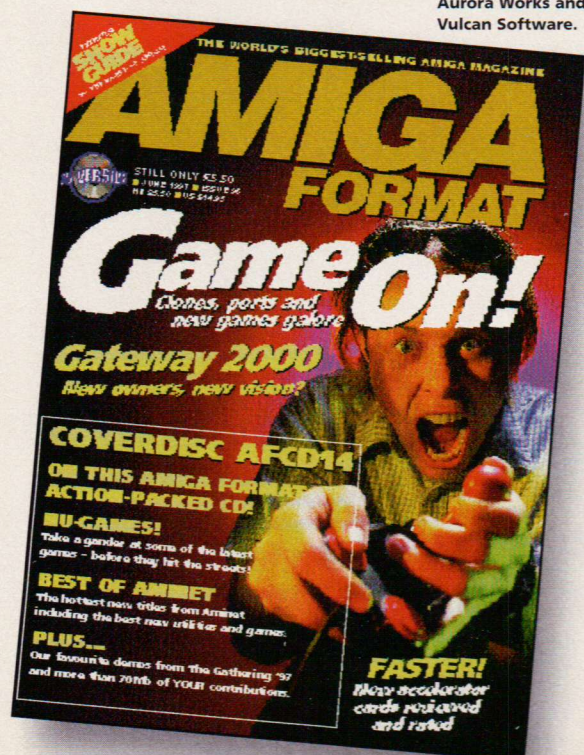
I graduated in medicine in 1995 and I have been an Amiga fan since 1988 when I bought my A500. Now I own an A1200 '030 40MHz with 8Mb of RAM and a 170Mb hard drive. I advise every Amiga user to upgrade now! I plan to buy myself a CD-ROM drive next month and an EZ230 SyQuest in a few months. Let's really push the Amiga standard.

Marcos. V. F Do Canto
Brazil

Although I appreciate that it is a big country, you would be surprised to discover just how many readers we have in South America, particularly in Brazil and Mexico.

Maybe there are other Amiga owners not far from you after all. Be that as it may, there is always the Internet, which is a great way of contacting other users and exchanging ideas.

AF



The Gallery



Peter's obviously a real expert when it comes to compositing using *Lightwave*. We'd love to see more of your animations and artwork Pete.


peteeyes

Peter Baldwin



We're not sure what the pear's supposed to be saying, but we loved the texturing and lighting in this image.

Pera per caso
Luca Trucchi



Just one of a whole host of Manga images submitted to us this month by Loete.

Sailormoon
Loete Pieter



Beautifully blended colours really make this dark picture.

Blinky Bill

Roy Hook



A great little graphic from Matthew here. Is it a basketball team's mascot, perhaps?

Charlotte

Matthew Scott



Girish Nath © 1996

cm6700@wlv.ac.uk

FireStorm

Girish has sent us a variety of gorgeous images this month. This one is a lovely composition edited with alpha channels in *Photogenics 2*.

India

Girish Nath

£50
winner

INTERNET SPECIAL

33.6 External Voice Modem
BABT Approved with
PSU/Cable and IN-TO-THE-
NET twin CD software.
Everything to access the internet
on your Amiga or PC!
Complete Solution £99.95

EXPAND your AMIGA ... with CONFIDENCE!



At last there is a custom made Amiga 1200 Tower that provides all the expansion you could possibly want, whilst maintaining compatibility in a "future-proof" design! This fantastic system, sold exclusively by Blittersoft, allows you to upgrade in a unique manner :

Upgrade your Processor!

Amazing performance can be achieved with the A1200, so why not add a high powered accelerator!

Blizzard 1260 (50MHz) for A1200 £399.95
Blizzard 1240T/ERC (40MHz) £249.95

Blizzard PPC 603e (Requires 68030) £279.95

SCSI-II for all CyberStorm versions £ 89.95
SCSI-II for Blizzard 1260 and 1240 £ 89.95

Supercharged Graphics!



Picasso IV is a completely new development comprising a superb new Graphics system, flicker fixer, 4 channel stereo selector and amazing expansion capabilities!

64-bit Cirrus CLGD 5446 Chip
4Mb Fast EDO RAM
On-board Flicker Fixer
VGA O/p, Stereo in/out, Video S-VHS/FBAS in/out, TV in, Amiga Audio in, CD-ROM Audio in
Genlock compatible with Pablo II
New Picasso 96 Software
Ports for additional MPEG, TV-Tuner
3D Chip and Sound Modules

Picasso IV 4Mb £299.95

Got an Amiga 4000???


Tower Upgrade Kits for the A4000

The A4000 can also be upgraded to increase the number of Zorro III slots as well as add PCI and ISA slots for our "all-in-one" Pentium cards. This opens up the same Amiga/Mac/PC power house that the Infinitiv range gives to the A1200. In addition, the full height Tower unit also vastly increases the expansion capabilities for new peripherals.

Our system comprises of a full height Tower offering huge expansion capabilities as well as 7 Zorro III slots, 3 PCI slots, 3 ISA slots and 1 Video slot.

Tower 4000 PCI System £379.95

Amiga PC Macintosh



Add a performance PC!

Our PC Pentium Boards are easily fitted to the Infinitiv Tower system. This means that you can take advantage of a super-fast Pentium system (up to P200!) all conveniently located in a stylish case.

- Processors from P75 to P200
- 2 x Serial Ports, 1 x Parallel Port
- PCI or ISA based systems
- EIDE and Cache
- Floppy and HDD Controller, Keyboard socket
- 64Mb RAM capability.
- OnBoard SVGA output on ISA model

Pentium PCI Board £349.95
Pentium ISA Board - On board VGA £369.95

Pentium CPU / RAM

Pentium P120 £ 99.95
Pentium P133 £129.95
Pentium P150 £149.95
Pentium P166 £249.95
Pentium P200 £429.95
8Mb SIMMs £ 39.95
16Mb SIMMs £ 89.95
32Mb SIMMs £149.95
8x CD ROM drive (Internal SCSI) £149.95
PCI S3 ViRGE 2Mb 3D (U/G 4Mb) £ 59.95
Sound Blaster AWE 32 PnP £149.95

Integrate, add a Mac!

The Siamese System is the means to allow the Amiga and PC to integrate neatly.

- Single Monitor automatically switches between PC and the Amiga Screen.
- Share Keyboard and Mouse across both platforms.
- Serial networking with all Amiga mounted PC drives.
- High speed SCSI network with suitable SCSI interfaces.
- Read and Write on any PC Drive at high speed, including Networked Drives.
- Text Clipboard, Cut and Paste between Amiga and PC.
- Full Arexx support built in.
- Share Printer, all Amiga output sent to PC printer.
- Access to low cost PC products eg. 16 bit Sound Cards.
- Amiga MCI controller from AmigaDos or Arexx, (Media Control Interface).
- RTG - Retarget the Amiga video to your PC Video board!

Siamese System 2.0 £199.95
Siamese-Mac Pack 2.0 £219.95
Also includes a full Macintosh emulation module.

Infinitiv 1200 Options

The Infinitiv 1200 Tower is custom made for the A1200. In it's standard form, it is a Midi sized unit which is upgradable with "snap-on" 3.5" and 5.25" bays. The motherboard is mounted on a slide in tray for easier installation. There are various add-on modules available but we also provide two complete kits, detailed below :

Infinitiv A1200 PCI : Infinitiv Tower, Upgraded PSU, built in Keyboard adaptor (Amiga/PC), PCMCIA adaptor, Expansion board offering Zorro II x 5, ISA x 2, PCI x 2 and full Video slot. £369.95

Infinitiv 1200 PCI KB : As above but includes an external case and cable to re-house your existing A1200 Keyboard. £399.95

Infinitiv Tower + Amiga/PC Keyboard interface £159.95
Infinitiv 3.5" "Snap-on" bay £ 12.95
PCMCIA Adaptor £ 24.95
StormWizard 2.0 £189.95
StormC Starter + Storm Wizard £124.95
ArtEffect £ 69.95
ArtEffect 2.0 £149.95
Infinitiv uprated PSU £ 49.95
Infinitiv 5.25" "Snap-on" bay £ 29.95
Infinitiv Video Slot Interface £ 39.95
Power Adaptor £ 9.95
Windows 95 Keyboard £ 19.95
High Density Infinitiv Floppy £ 59.95

Blittersoft Distribute Some Of The Leading Amiga Products Available - Take a look!

PHASE 5

CyberStorm MKII 060 (50MHz) for A4000(T) or A3000(T) £479.95
CyberStorm MKII 040/ERC (40MHz) for A4000(T) or A3000(T) £319.95
CyberStorm PPC 604e-150 * £499.95
CyberStorm PPC 604e-180 * £359.95
CyberStorm PPC 604e-200 * £699.95
SCSI-II for all CyberStorm versions £ 89.95

* All require 68040 or 68060 placed in socket

VILLAGE TRONIC

Picasso IV £299.95
Picasso II+ £199.95
Pablo Video Encoder £ 79.95
Ariadne £149.95
AmiTCP £ 69.95
OS3.1 packs A500/600/1500/2000 £ 74.95
OS3.1 packs A1200/3000/4000 £ 89.95
OS3.1 A500/600/1500/2000 ROM only £ 44.95
OS3.1 A1200/3000/4000 ROMs only £ 59.95
MainActor Broadcast £149.95
Liana Network cable + Envoy (1.8M) £ 59.95
Liana Network cable + Envoy (5.0M) £ 69.95

HAAGE AND PARTNER

Storm C v2.0 £229.95
Storm C v2.0 - Upgrade option £149.95
Send in your original disks from ANY language!
StormC Starter £ 99.95
StormWizard 2.0 £ 49.95
Storm C Starter + Storm Wizard £124.95
ArtEffect £ 69.95
ArtEffect 2.0 £149.95

VARIOUS

CatWeasel - Floppy controller. Interfaces a PC High density disk drive to read Amiga, PC and many other floppy formats at high speed.
CatWeasel 1200 £ 59.95
CatWeasel 4000 £ 59.95
Graffiti Chunky Graphics adaptor £ 59.95
AWeb-II £ 39.95
AsimCDFS 3.5 £ 49.95
MasterISO £129.95
ImageVision £ 49.95
World Construction Set 2 £279.95
ACE (Atari 800) and Apple II Emu's £ 19.95

PCx is an all new (Software only) 80x86 emulation for any 68020+ Amiga! With features such as CPU Transcription, CD-ROM and ASPI drivers, VGA/SVGA graphics, Soundblaster support, video card support etc.. PCx is the most advanced software PC emulator available for the Amiga!

PCx £ 49.95

Fusion is a multitasking colour Mac emulation.

- Works on all Amiga's with 68020 or better processor
- Supports EMPLANT hardware if present
- Supports all modern Macintosh operating systems (7.1.0 through 7.6)
- Virtual Memory support (System 7.5.0 or later and MMU required)
- 68060 compatible (optional code is used when 68060 is detected)
- Support for Picasso96 and Cybergraphx, allowing virtually any video board to be used.
- Workbench video driver with autoscrolling displaying up to 256 colours
- Support for OCS, ECS, and AA video hardware
- Support for Graffiti hardware
- Custom QuickDraw replacement yields up to 6x video performance!
- Multiple video display support (up to 6 screens at the same time)
- On the fly resolution switching (System 7.5.0 or later)
- Custom chunky to planar conversion for fastest possible Amiga hardware graphics (2x the speed of EMPLANT's MACPRO video drivers!)
- Stereo audio via Amiga audio hardware
- Stereo audio via AHI compliant devices
- EtherTalk (requires Amiga Ethernet board)
- AppleTalk (requires EMPLANT hardware)

- Support for up to 14 virtual Mac devices, including partitions, hardfles, and virtual floppy drives
- Support for the CatWeasel disk drive enhancement
- Built-in CD-ROM support
- Direct SCSI and Serial access through EMPLANT hardware
- Serial and parallel support through any Amiga or compatible port
- Built-in file transfer/translation with filtering
- Clipboard sharing (TEXT only)
- Custom FPU routines for high performance floating point operations
- 64000 hand optimised 68K assembly language for best possible performance
- Support for 256K, 512K, and 1 meg Macintosh ROMs
- Upgradable to PowerMac emulation when Amiga PowerPC boards become available (will require PowerMac ROMs)

Minimum Requirements:

- Amiga computer with 68020 or better processor (FPU recommended)
- 4Mb of memory and 20 Mb of hard drive space
- System 7.1.0 or later
- High density floppy drive
- 256K Macintosh ROMs

Recommended Minimum Configuration:

- Amiga with 68030 or better processor w/FPU and MMU
- 8 Mb of memory and 50 Mb of hard drive space
- AGA Amiga or video board
- System 7.5.0 or later
- 2x CD-ROM drive
- High density floppy drive
- 512K Macintosh ROMs

Fusion £ 49.95

Tel : 01908 261466 Fax : 01908 261488
Tech : 01908 261477



Blittersoft
6 Drakes Mews, Crownhill Industry,
Milton Keynes, MK8 0ER, UK.

Order by Access/Visa/DeltaSwitch or Postal Order/Cheque. 2% Surcharge on Access/Visa (not debit cards). All prices fully inclusive of VAT. Postage and Packing £7.90 + VAT (24 Hour) and £20.00 + VAT (Saturday). Prices and specifications may change without notice. Please telephone to confirm pricing/specification/availability before ordering. E&OE. All trademarks acknowledged. All orders subject to our terms and conditions of trading, available on request. Trade enquiries welcome.

e-mail : sales@blittersoft.com

Web Site : http://www.blittersoft.com

THE WORLD'S BIGGEST SELLING AMIGA MAGAZINE



To advertise in

**AMIGA
FORMAT**

**contact Jenny White on
01225 442244 ext: 2436**

WE OFFER A FREE TYPESETTING AND DESIGN SERVICE

No Mercy Software

01845 501326/526412

**Phone before 5pm and get
your free catalogue**

Order £8 worth of P.D. and get a free mouse mat
Check out our gigantic range of games and
huge adult selection plus all the usual stuff
3 Hillside, Dept AF, Great Thirkley, Thirk, North Yorks YO7 2AX

NORWICH PD

Dept (AF), 43 Motum Rd, Norwich, NORFOLK, NR5 8EH
Ring Now! for our FREE PD catalogue and choose from our large
range of PD, Licences & Commercial titles.

5TH DIMENSION
BRITISH FOOTBALL MANAGER (1 Meg Chip) £2.95
AMIGA ASSIST TELS YOU ALL YOU WANTED TO
KNOW ABOUT YOUR AMIGA (WB2) 3MB CHIP RAM £3.95
NATIONAL LOTTERY SYSTEM (ALL AMIGAS) £3.95
GOLF PHYSICS (2MB CHIP RAM, 3 DISKS) £4.95
INTERNATIONAL GOLF (1 MEG CHIP, 3 DISKS) £5.50

COMMERCIAL TITLES
EDUCATIONAL SOFTWARE: Maths, History, Science, Geography etc £12.50 each
GAMES: DESERT STRIKE £8.99, SUBVERSION £4.99, THESE PARK £12.99
ROAD RASH £8.99, SKID MARKS £8.99, DOG FIGHT £8.99, F19 STEALTH FIGHTER £12.99,
F1 GP CIRCUITS £4.99. MANY OTHER TITLES AT HUGE DISCOUNTS
LARGE SELECTION OF CD ROM TITLES AT HUGE DISCOUNTS

TEL: (01603) 504655

ARNOLD COMPUTER SUPPLIES

Blank Disks £15.00 per 50 inc. labels
DSHD Disks £22.50 per 50 (Pre-formatted)

PD LIBRARY

Please send 4 1st class stamps for catalogue

Amiga repairs undertaken

Many more items stocked.
Please phone or fax for latest prices.

Barry Voce 0115 926 4973
11 Campion Street, Arnold,
Nottingham NG5 8GR

Arrow PD

For a catalogue of all our PD and licencenware titles and a
FREE game please send three 1st class stamps or a cheque
for 75p (made payable to Arrow PD)
Please state your Workbench version

Arrow PD (AF)

P.O. Box 7, Dover, Kent CT15 4AP

We also stock a wide range of customisable Card and Dice
Games. Please ask for our **FREE** booklet
www.arrowpd.demon.co.uk

CHROMA

**Genlocks • Accessories • Printers
Monitors • Speakers**
Complete Amiga/PC Systems • Support Services
Books • File Conversion/Photo scan
Multimedia • Design • Video

MOVING AMIGA TO PC PHONE!

01328 862693 email chromanet@aol.com
web - <http://members.aol.com/chromanet>
With free software, quiz, info news & links

17BIT

ORIGINAL COLLECTION EST 1988
NOW OWNED BY QUARTZ PD
THAT BIT BETTER THAN THE REST

DISK PRICES FREE DISK WITH EVERY 10 ORDERED
1-19 £1.00 10 or less = free P+P
20+ DISKS = 95p 11 or more = 50p P+P
50+ DISKS = 80p
100+ DISKS = 80p
AGA TOOLKIT 97 NOW IN STOCK
95% REVIEW IN CU AMIGA
THIS SUPERB CD IS ONLY £8.99

DEPT. AF, 44 CECIL ST. WALKDEN, MANCHESTER, M28 3LE
TELEPHONE 0161 702 6737
Cheques made payable to Quartz P.D.

North Staffs PD

...your friendly PD library

...for all the best in Amiga PD

Our disks are only 50p each

Send an SAE for your FREE Cat. disk to:
North Staffs PD, PO Box 476,
Stoke on Trent ST1 2JY
Tel: (01782) 279670

it's the service that counts...

PD POWER

WE STOCK OVER 10,000 DISKS

50p per disk
NO MINIMUM ORDER
FOR **FREE CATALOGUE DISK + FREE GAME**
+ FREE COPIER
AND MORE

Please SAE to: Or Phone 0374 150972
PD POWER (DEPT AF) 15 LOVETOT AVE
ASTON SHEFFIELD S26 2BQ

KEW = II Software

TOP QUALITY AMIGA PD & SHAREWARE
CATALOGUE WITH
INDEX & UTILS ONLY £1
1-5 DISKS £1.50
4 PLUS DISKS £1.25!
PICK YOUR OWN PROGRAMS BY
NAME, NUMBER & SIZE! IT'S EASY!
THE LEADER - OTHERS CAN ONLY FOLLOW!

GOMA MARKETING PUBLIC DOMAIN

GAMES CLIPART
FONTS ADULT
UTILITIES MODS
MAGIC WB DEMOS
AND LOTS MORE
FOR OUR LATEST CAT DISK + 2 FREE GAMES + COPIER
SEND 2 x 1st CLASS STAMPS TO:
53 LONGDON CLOSE
WOODROW SOUTH
REDDITCH B98 7UZ

KRAZY PD

We stock only the best Amiga PD so why look at
the other ads? From only 50p per disk and with
one year's guarantee on the disk!!! For your
catalogue disk with a game:
write to...

KRAZY PD, 265 BROADWAY, DUNSCROFT,
DONCASTER DN7 4HS
KRAZY PD

FORE-MATT Home Computing

Dept AF, PO Box 835, Wootton Bassett, Wilts SN4 8RX
Tel 01793 853802
PD • Shareware • CD-ROM
FREE CATALOGUE DISK
PD/Shareware from only 45p per disk
AF READER CD ROM SPECIALS (Limited Offer)
More Worms £7.49 Octomind £25.99 Network £25.99
Epic M/II Encyclopedia £23.50 Meeting Pearls £12.99
Please add 50p P&P per order

Amiga Repairs

FAULTY TROUBLESOME COMPUTER??
CALL FOR COLLECTION OR PERSONALLY DELIVER
TO THE EXPERTS FOR FAST RELIABLE REPAIR OF
YOUR AMIGA FOR ONLY

£24.99 + PARTS

*** NO OBLIGATION FREE QUOTE**

WE REPAIR TO COMPONENT LEVEL
A500, A600, 1200, 1500,
2000, 3000, 4000 & CD32

FREE GIFT WITH EVERY
REPAIR PLEASE SPECIFY

◦ **MOUSE MAT** ◦ **MOUSE HOLDER**
◦ **DISK CLEANING KIT**
◦ **ADD £10 REPLACE MOUSE**

AMIGA 500...£36 & £10 FOR DRIVE
OR KEYBOARD REPLACEMENTS

BARGAIN HARD DRIVES

FITTED 85-500MbCall
EXCHANGE SERVICE

MODULATORS£17.00
PSU£17.00
DISK DRIVES£25.50
KEYBOARDS£25.50



95% success rate
on all computers
Door to door
collection of your
computer anywhere
in the UK

FIRST STOP COMPUTERS
142 Tanner Street
Tower Bridge,
London, SE1 2HG
Tel: 0171 252 3553

Online PD

TEL: 01704 834335 / 834583
Fax or BBS: 01704 834583

SPECIAL SOFTWARE PACKAGE DEALS

FULL GUI INTERNET PACKAGE (HD REQ.) - 26 DISKS	£18.00
FULL GUI INTERNET & COMMS PACKAGE (HD REQ.) - 33 DISKS	£22.50
COMMS PACKAGE - 7 DISKS	£5.25
KIDS DISKS (EDUCATIONAL) #1 - 7 DISKS	£2.25
MAGICAL USER INTERFACE PROGS #1 & #2 - 12 DISKS PER PACK	EACH £2.25
ADOBE FONTS #1, #2, #3, #4 & #5 - 15 DISKS PER PACK	EACH £10.50
COLOUR IFF FONTS #1, #2 & #3 - 11 DISKS PER PACK	EACH £7.50
MONO IFF FONTS #1, #2 & #3 - 12 DISKS PER PACK	EACH £8.25
IMAGINE TEXTURES/OBJECTS - #1, #2 & #3 - 9 DISKS PER PACK	EACH £6.75
SPECTRUM GAMES #1, #2, #3, #4, #5, #6, #7, #8 - 16 DISKS PER PACK	EACH £11.25
SPECTRUM GAMES #9 - 11 DISK PACK	£7.50 OR ALL 139 DISKS FOR ONLY
COMMODORE 64 GAMES #1, #2, #3 - 12 DISKS PER PACK	£8.25
COMMODORE 64 GAMES #4 - 11 DISK PACK	£7.50 OR ALL 47 FOR ONLY
CG (COMPUTERGRAPHIC) CLIP ART #1 - 9 DISKS	EACH £10.50
CG FONTS #1, #2, #3, #4 & #5 - 15 DISKS PER PACK	£8.25
CG FONTS #6 - 12 DISKS	£7.50
SAMPLES VARIOUS 300+ - 11 DISKS	£7.50
DESKTOP VIDEO #1 & #2 - 12 DISKS PER PACK	£8.25
SPECIAL OFFER - VIDEO GOLD COLLECTION - 10 DISKS (NORMAL RRP £29.99)	ONLY £6.75

FREE POSTAGE & PACKAGING ON ALL ABOVE PACKS

Phone for your FREE three disk catalogue OR send 39p SAE OR 75p
(ALL ORDERS SENT OUT BY FIRST CLASS RETURN POST)

PERIPHERALS

100 CAPACITY LOCKABLE DISK BOXES	£4.99
(BEIGE WITH SMOCKED LID)	£4.49
40 CAPACITY DISK BOXES (BEIGE WITH CLEAR LID)	£3.50
10 CAPACITY DISK BOXES	£1.20
UNIVERSAL PRINTER STAND	£5.99
B&W/COLOUR INK JET REFILLS	
(COMPAT. WITH 300+ PRINTERS)	£11.99/£18.99
MOUSE MATS (RED/BLACK & GREEN)	£1.49

1000 TRACTOR FEED LABELS (2 ACROSS) £5.49

1000/500 COLOUR £6.75

WRAP AROUND DISK LABELS £7.99/£9.99

3.5" DISK DRIVE CLEANER £3.49

CRUISER MULTI COLOUR JOYSTICK £10.99

COMP. PRO EXTRA CLEAR JOYSTICK £12.99

COMP. PRO EXTRA MINI CLEAR JOYSTICK £10.99

5600PI 3 BUTTON MOUSE (BLACK/BEIGE) £14.99/£12.99

1000/500 COLOUR £6.75

WRAP AROUND DISK LABELS £7.99/£9.99

1000 TRACTOR FEED LABELS (2 ACROSS) £5.49

1000/500 COLOUR £6.75

WRAP AROUND DISK LABELS £7.99/£9.99

1000 TRACTOR FEED LABELS (2 ACROSS) £5.49

1000/500 COLOUR £6.75

WRAP AROUND DISK LABELS £7.99/£9.99

1000 TRACTOR FEED LABELS (2 ACROSS) £5.49

1000/500 COLOUR £6.75

WRAP AROUND DISK LABELS £7.99/£9.99

1000 TRACTOR FEED LABELS (2 ACROSS) £5.49

1000/500 COLOUR £6.75

WRAP AROUND DISK LABELS £7.99/£9.99

1000 TRACTOR FEED LABELS (2 ACROSS) £5.49

1000/500 COLOUR £6.75

WRAP AROUND DISK LABELS £7.99/£9.99

1000 TRACTOR FEED LABELS (2 ACROSS) £5.49

1000/500 COLOUR £6.75

WRAP AROUND DISK LABELS £7.99/£9.99

1000 TRACTOR FEED LABELS (2 ACROSS) £5.49

1000/500 COLOUR £6.75

WRAP AROUND DISK LABELS £7.99/£9.99

1000 TRACTOR FEED LABELS (2 ACROSS) £5.49

1000/500 COLOUR £6.75

WRAP AROUND DISK LABELS £7.99/£9.99

1000 TRACTOR FEED LABELS (2 ACROSS) £5.49

1000/500 COLOUR £6.75

WRAP AROUND DISK LABELS £7.99/£9.99

1000 TRACTOR FEED LABELS (2 ACROSS) £5.49

1000/500 COLOUR £6.75

WRAP AROUND DISK LABELS £7.99/£9.99

1000 TRACTOR FEED LABELS (2 ACROSS) £5.49

1000/500 COLOUR £6.75

WRAP AROUND DISK LABELS £7.99/£9.99

1000 TRACTOR FEED LABELS (2 ACROSS) £5.49

1000/500 COLOUR £6.75

WRAP AROUND DISK LABELS £7.99/£9.99

1000 TRACTOR FEED LABELS (2 ACROSS) £5.49

1000/500 COLOUR £6.75

WRAP AROUND DISK LABELS £7.99/£9.99

1000 TRACTOR FEED LABELS (2 ACROSS) £5.49

1000/500 COLOUR £6.75

WRAP AROUND DISK LABELS £7.99/£9.99

1000 TRACTOR FEED LABELS (2 ACROSS) £5.49

1000/500 COLOUR £6.75

WRAP AROUND DISK LABELS £7.99/£9.99

1000 TRACTOR FEED LABELS (2 ACROSS) £5.49

1000/500 COLOUR £6.75

WRAP AROUND DISK LABELS £7.99/£9.99

1000 TRACTOR FEED LABELS (2 ACROSS) £5.49

1000/500 COLOUR £6.75

WRAP AROUND DISK LABELS £7.99/£9.99

1000 TRACTOR FEED LABELS (2 ACROSS) £5.49

1000/500 COLOUR £6.75

WRAP AROUND DISK LABELS £7.99/£9.99

1000 TRACTOR FEED LABELS (2 ACROSS) £5.49

1000/500 COLOUR £6.75

WRAP AROUND DISK LABELS £7.99/£9.99

1000 TRACTOR FEED LABELS (2 ACROSS) £5.49

1000/500 COLOUR £6.75

WRAP AROUND DISK LABELS £7.99/£9.99

1000 TRACTOR FEED LABELS (2 ACROSS) £5.49

1000/500 COLOUR £6.75

WRAP AROUND DISK LABELS £7.99/£9.99

1000 TRACTOR FEED LABELS (2 ACROSS) £5.49

1000/500 COLOUR £6.75

WRAP AROUND DISK LABELS £7.99/£9.99

1000 TRACTOR FEED LABELS (2 ACROSS) £5.49

1000/500 COLOUR £6.75

WRAP AROUND DISK LABELS £7.99/£9.99

1000 TRACTOR FEED LABELS (2 ACROSS) £5.49

1000/500 COLOUR £6.75

WRAP AROUND DISK LABELS £7.99/£9.99

1000 TRACTOR FEED LABELS (2 ACROSS) £5.49

1000/500 COLOUR £6.75

WRAP AROUND DISK LABELS £7.99/£9.99

1000 TRACTOR FEED LABELS (2 ACROSS) £5.49

1000/500 COLOUR £6.75

WRAP AROUND DISK LABELS £7.99/£9.99

1000 TRACTOR FEED LABELS (2 ACROSS) £5.49

1000/500 COLOUR £6.75

WRAP AROUND DISK LABELS £7.99/£9.99

1000 TRACTOR FEED LABELS (2 ACROSS) £5.49

1000/500 COLOUR £6.75

WRAP AROUND DISK LABELS £7.99/£9.99

1000 TRACTOR FEED LABELS (2 ACROSS) £5.49

1000/500 COLOUR £6.75

WRAP AROUND DISK LABELS £7.99/£9.99

1000 TRACTOR FEED LABELS (2 ACROSS) £5.49



AMIGA FORMAT COVER CD

This month we've got some fine demos, some gorgeous artwork and some great reader subs. On with the show...

LOOK HERE 1ST!

Amiga Format has a tradition of putting some great things on our CD – things that haven't been ripped off of websites without permission or placed on our CD against the express wishes of the authors. This month's disc is no exception. You'll soon see for yourself as you peruse the wonder of the contents of AFCD15.

Animations

AFCD15:-Look_here_1st!-/Animations/Corona
AFCD15:-Look_here_1st!-/Animations/MEGA_Burn
AFCD15:-Look_here_1st!-/Animations/Plasma1
AFCD15:-Look_here_1st!-/Animations/Plasma2
AFCD15:-Look_here_1st!-/Animations/Skidmarks

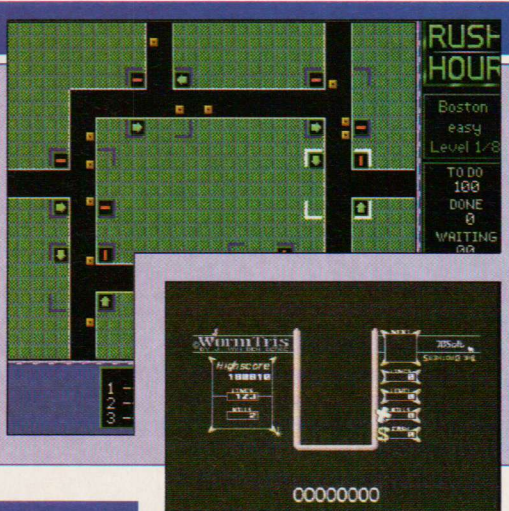
These anim5 animations show off the potential of a new plug-in for *Lightwave* (look out for a full review next month) called *Surface Effectors*. Written by Prem Subrahmanyam, it uses null objects with special surface names to work its magic. There are also two drawers in here, one contains Nick's anim, missing in action for the last few months, but back with a vengeance. The other contains some AVI demo anims from Prem's website. These use *CyberAVI* to show and they'll look even nicer if you have a graphics card.

COVERDISKS

AFCD15:-CoverDisks-

All the coverdisk stuff on this month's CD is in the drawers labelled AF99a and 99b, as you'd imagine.

Because of the nature of games, the copies of *Rush Hour* and *Wormtris* are also in AF99b as DMS files – just in case they don't want to work from the CD.



IN THE MAG

Emulation

AFCD15:-In_the_Mag-/Emulation

Console emulators get a look in this month with new emulators for the GameBoy, the Sega Master System and that pinnacle of hardware development: the Atari 2600.

PD SELECT

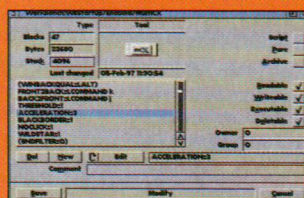
AFCD15:-PD_Select-/Dazzle
AFCD15:-PD_Select-/Synergy
AFCD15:-PD_Select-/Xenophobia

PD Select contains some cracking demos for you, fresh from the scene. There's nothing particularly offensive about any of them, but if you're nervous about bad language we suggest you don't run them anyway. Some of these demos have pretty stringent memory and processor requirements, so if you can't get them to run off the CD, it might be worth your while copying them to your hard drive (but watch out, they can be pretty big) and then booting with no startup-sequence to run them.

Spotlight on a handy tool

MULTICX

AFCD15:-Look_here_1st!-/Handy_Tools/MultiCX2



MultiCX is the king of commodities. Not only does it do all sorts of things that'll make your Workbench a joy to use, it's also tiny, unlike other multi-function commodities. Unless you're proficient

with setting tooltypes, you might want to make use of *MCX Prefs* which is also in the Handy Tools drawer. Among some of the things *MultiCX* can do are the following:

- Screenblanking
- Mouse acceleration
- no drive clicking
- Border blanking
- Middle mouse button functions
- Memory flushing
- Assign Wedge
- New look menus and gadgets
- Opaque window sizing and moving
- much, much more...

AF ON THE WEB

Boy we've got some great websites for you this month – especially if you are interested at all in games. On that front we have the splendid Amiga Flame, Intuition and Amiga Nutta sites, all hot off the net and we also have Oliver Roberts work of love that is the F1GP site including all the downloadable files. Other sites with new stuff on them include SASG central, the home of MUI, *MagicCX*, *MagicWB* and *DFA*; Asimware, the makers of *MasterISO* and *AsimCDF5*; 5D Licenceware and more. All in all, we have more than 100Mb of websites here for you.

READER STUFF

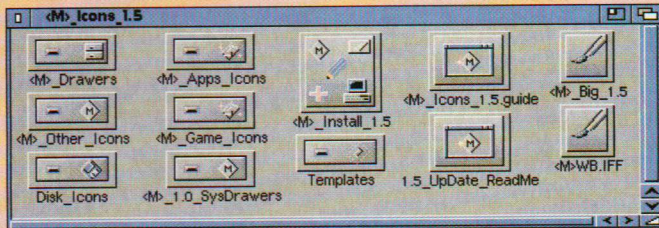
We've got more than 55Mb worth of reader submissions this month. Here are just a few to whet your appetite:

AFCD15:-ReaderStuff-/Stuart Anslow

Hiya Stuart! (pun intended). Stuart is an expert on martial arts and here he imparts his wisdom on everything from kick boxing to kung fu. It comes in a large text file matched with pictures and clipart.

AFCD15:-ReaderStuff-/Martyn Bampton

Martyn has been sending us a lot of his icon sets since we first started asking for them, but now he says he's doing it for his own amusement. Keep 'em coming in Martyn!



Martyn has been supplying AFCDs with great looking icons for some time.

AFCD15:-ReaderStuff-/Tim Quigley

Think you know the difference between Leonard da Quirm and the Necrotelecomicon? I thought so too until I tried this fiendishly difficult pub quiz-type game.

AFCD15:-ReaderStuff-/James Boyd

James has sent us a rather groovy drum machine that he knocked up while saving for an MC-303. It only has a limited range of samples but it is extremely easy to use and looks great.

AFCD15:-ReaderStuff-/Dave Higton

AFCD15:-ReaderStuff-/David Cruickshank

AFCD15:-ReaderStuff-/Brian Whittle

Dave, Dave and Brian keep those XTR tracks rolling in. Keep it up guys and we might well be able to do a CD just of your stuff!

AFCD15:-ReaderStuff-/Marco Vigelius

A previous prize winner, Marco Vigelius offers us an updated version of *AnimatEd* this month.



Boom-chak-boom-chak. Be your own beat box, or better yet, use James'.

But the £50 prizes this month go to:

Tim Quigley for his entertaining Discworld quiz

James Boyd for his Drum machine and a special prize for

James Baldwin for his amazing DinoDoor anim. Take a look at it in the Gallery section. James has managed his own little mini Drastic Park using *Lightwave* and an undisclosed video grabber. Well done!

SCREENPLAY

Brainkiller

AFCD15:-ScreenPlay-/Commercial/Brainkiller

Here's a treat for you. A three level demo of a new first person perspective dungeon bash called *Brainkiller*. The game itself should be available shortly and you can bet we'll review it as soon as it's out.

BoulderDäsh

AFCD15:-ScreenPlay-/Shareware/BoulderDäsh

If you like your gameplay fast and furious and your graphics back to 8-bit, then *BoulderDäsh* is the game for you. Blocky graphics but great gameplay in this old collect the diamonds game.

Pairs

AFCD15:-ScreenPlay-/Shareware/Pairs

You may remember we ran this game on an earlier *Amiga Format* CD. This is a new version (1.32 to be precise) which comes with a trainer mode and a new graphics set which consists of fractal images – even more eye-burning than the others! As you may also recall, we said that this was a brilliant game and it still is.

Soliton

AFCD15:-ScreenPlay-/Shareware/Soliton

The new king of Solitaire games is here – step aside Klondike AGA! *Soliton* is a MUI-based solitaire (patience) game which is

- a gorgeously presented
- works on any WB3 machine (you just need enough colours to show the cards, but the more the prettier obviously)
- allows you to make your

own cardsets. You can even convert REKO cardsets to *Soliton* and we have already included several alternatives for past versions. If you have a look in the Screenplay/Utilities drawer, you may find some more. Why not send in some of your own to us?

Zero Gravity

AFCD15:-ScreenPlay-/Shareware/zerogravity

Here's a simple but addictive game. *Zero Gravity* is well laid out and very fast moving. It involves you trying to race down a tunnel, but some unthinking swine has put walls up through it at awkward intervals. Can you get to the end of the tunnel and beat the time? The game looks great, but how about a 1x1 pixel version for those of us with faster machines?

Omega

AFCD15:-ScreenPlay-/Shareware/Omega

In the old days, dungeon-bashing games were played on huge mainframes using a text interface. Nevertheless, they became extremely popular, especially among students for some reason. You can roll up a fantasy character or even play yourself (if you choose to do so the game will ask you a set of questions designed to set your stats, answer truthfully otherwise there's not much point playing), then you are dumped in the familiar fantasy milieu, only instead of it being in full colour, full 3D with stereo sound, you'll find yourself represented as an "at" symbol (@) in white on a black screen and the game is played with

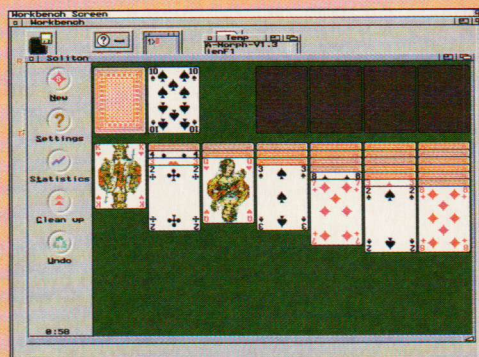
keyboard commands.

Nevertheless, the game has a strange pull reminiscent of, but predating, the extremely popular Infocom adventures of the mid eighties.


SWOSED

AFCD15:-ScreenPlay-/Utilities/SWOSED

We've been asked for this sooo many times now we've decided to run it again. If you've got any friends that don't have a CD-ROM drive, then point this out as yet another good reason to get one.




Only Patience, but what a cracking version.



SERIOUSLY AMIGA

AFCD15:-Seriously_Amiga-/Commercial/Paranormal
Encyclopedia of the Paranormal is Epic's newest CD based on their popular *CanDo* front end. This time they've decided to concentrate on all manner of dodgy things from spontaneous human combustion to the Loch



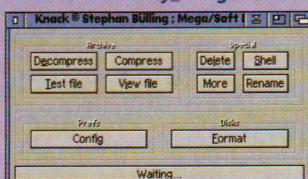
Ness monster, from crop circles to UFOs (or Identified Flying Objects in the case of Vince's dodgy flying saucer footage!). This demo is a *Scala* script designed to give you a taster of what you'll get if you buy the full CD. Do it, before the men in black turn up on your doorstep!



AFCD15:-Seriously_Amiga-/Commercial/iBrowse1.11

Here you'll find the patches for the latest update of *iBrowse* to take v1.1 to v1.11. There are two separate drawers, one for 68000 owners and one for anything higher, and a drawer containing a new version of the newstring MUI custom class that *iBrowse 1.11* needs.

AFCD15:-Seriously_Amiga-/Shareware/Archivers/Knack



Knack is a MUI-based archiver and dearchiver that can handle LHA, LZX, DMS and ZIP archives and PGP encrypted files. It's easy to configure and very good at its job, banishing that nasty ole Shell to the trashcan.

AFCD15:-Seriously_Amiga-/Shareware/Comms/Other/speak_freely-6.1b

Speak Freely is a netphone application from Unix that has been ported to the Amiga by Martin Blom. It needs *AHI v4* which was on last month's disc and it should give you bi-directional voice conversations over the Internet. Do give it a go and let us know how you got on with it - we're dying to find out!

AFCD15:-Seriously_Amiga-/Shareware/Hardware/IDE-fix

Oliver Kastl's seriously good CD-ROM software can be found here. It works with both IDE (ATAPI) and SCSI CD-ROM drives now, but unlike *AmiCDFS*, say, only works for a limited period of time before you have to register it.

AFCD15:-Seriously_Amiga-/Shareware/Virus/Xtruder

Always a useful thing to have on hand, a virus checker. You never know when you might need it. So it's a good job that we have one of the best on this month's CD - *Xtruder*. Follow the instructions for a trouble-free hard drive.

AFCD15:-Seriously_Amiga-/Shareware/GFXCard/RTG_Master

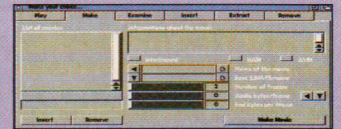
RTGMaster is an attempt at giving games programmers an API that they can work with to support most graphics cards on the market along with ECS and AGA by adhering to the programming strictures of one library. Games written using the *RTGMaster* library will work on whatever *RTGMaster*-supporting hardware they are played on, freeing them up from the tyranny of custom chipsets, whether they be AGA or RTG.

AFCD15:-Seriously_Amiga-/Shareware/Graphics/cdgsxlgui2

AFCD15:-Seriously_Amiga-/Shareware/Graphics/xttoolkitgui

Two tools for CDXL for your Amiga.

The first is a program for better playback of CDXL files and allows you to put the file in a window on a static IFF background, playback at different rates and so on. The second is far more important. It helps you to create CDXL animations and can give you a hand synchronising sounds to your frames, and package the whole thing up for you.



AFCD15:-Seriously_Amiga-/Shareware/Graphics/tmd2tga

Oops. A mistake. This directory should actually be called *TMD2LWO*. We must get round to sacking whoever's responsible for these CDs. Oh, that's me. Hmm. OK, well *TMD2LWO* is a program that converts PlayStation TMD format 3D objects into *Lightwave* objects. Games that the author has found that had such files include: *F111X-Agile Warrior*, *Toshinden-2*, *Resident Evil*, *Twisted Metal*, a bunch of discs from European/UK PSX magazines and US PSX Demo discs.

AFCD15:-Seriously_Amiga-/Shareware/Hardware/STFax

If you've always wanted to be able to send a fax from your modem but you couldn't afford *GPFax*, then *STFax* might come in handy. It's a Shareware fax program that has all sorts of features including an address book, scheduler and ARexx port.

AFCD15:-Seriously_Amiga-/Shareware/Hardware/EZPager

EZPager is a utility that allows you to send messages to pagers through your modem. The only problem with it at the moment is that it only supports the following standards: Quix, TeLMI, Scall and Skyper. The author says he's planning support for further pagers, but if you have one of these your luck might be in. Let us know how it works for you.

DISC NOT WORKING?

If your *AFCD* is defective, please return it to the address below. Please make sure you have followed our installation procedures correctly to ensure that there is a physical problem. Please send the *AFCD* along with a description of the fault (not forgetting your name and address). A new working version should be returned to you within 28 days. The return address for faulty discs is: PC Wise Ltd, Dowlais Top Business Park, Dowlais, Merthyr Tydfil, Mid Glamorgan, South Wales C48 2YY.

Your *AFCD* should only need replacing if the CD itself cannot be read. If, instead, you are experiencing problems with an individual demo or application, phone our technical support line. This is open between the hours of 2pm and 5pm every Tuesday.
 Tel: 01225 442244. Fax: 01225 732341.
 email: amformat@futurenet.co.uk
 (put "Coverdisc" in the subject line of your message to ensure it is processed swiftly).

Please note that the helpline staff provide assistance with technical problems directly related to our cover CD and cannot provide training on the software or hardware in general.

READER WARRANT

Every reader submission to the *AFCD* must have a reader warrant attached to the accompanying *AF_Readme* file. You can type it in off this page or take it from the various locations it is stored in on the CD (Look here_1st!, ReaderStuff etc). A last reminder: this text must be in your *AF_ReadMe*, or your submission won't go on the CD - it's Future policy.

In respect of all material which forms my reader contribution to Future Publishing's *Amiga Format* I hereby warrant that:-

- (1) the material is original and does not infringe any other material or rights;
- (2) the material does not contain any material which is defamatory, obscene or indecent and is exempt from classification under the Video Recordings Act 1984;
- (3) that there are no legal claims against the material provided;
- (4) that I have full power and authority to provide this material to Future Publishing.

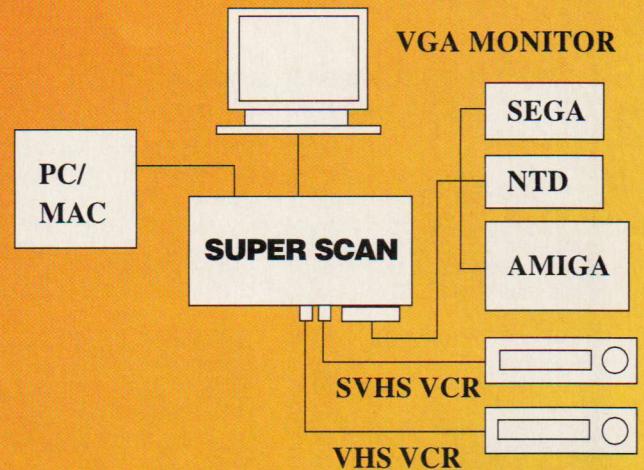

DISCLAIMER

This *AFCD* has been thoroughly scanned and tested at all stages of production. We recommend that you always run a virus checker on ANY software before running it. Future Publishing Limited cannot accept any responsibility for disruption, damage and/or loss to your data or your computer system which may occur whilst using this disc, the programs or the data on it. Ensure that you have up to date backups of data contained on your hard drives before running any new software. If you do not accept these conditions do not use this disc.

- ★ Do you want to display your AMIGA/video on a VGA monitor?
- ★ Do you want to get a flicker-free display from video and AMIGA in PAL/NTSC mode?


Super Scan™

- External AMIGA/RGB/CVBS (Video)/SVHS (Y/C)/PC to VGA double scan converter.
- For all AMIGA users and PC users using a VGA monitor display AMIGA, PC, VCR, TV programmes and TV games.
- Special design suitable for AMIGA 500, 600, 1200, 2000, 3000, 4000 computers. Connects to the AMIGA 23pin RGB port.
- Adapts all the inputs to standard 31.5KHz VGA signal. Gives better and clearer display on your small-pitch, high resolution VGA monitor.
- Supports switchable AMIGA (RGB), SVHS (Y/C), CVBS (Video), PC input.
- Specially designed flicker-free daughterboard - optional. When this board is installed it will eliminate the flicker phenomenon from all AMIGA 15k modes.




Video Magician™

- Internal Amiga to VGA double scan rate converter for AMIGA 2000, 3000, 4000 computers.
- Double scans all AMIGA 15k video signals into VGA 31.5k signals. No AMIGA specification monitor needed.
- Supports all AMIGA display modes and FLICKER FREE with your AMIGA in 15K mode.
- 24bit full colour resolution.
- With RGB encoded signal in CVBS, SVHS (Y/C) output.
- 100% plug and play, no jumper or switch to be adjusted. Automatically detects the NTSC/PAL system and all modes of AMIGA display for output in VGA, CVBS, SVHS.
- Strong expansion ability: a. Video decoder daughterboard - optional; b. SVHS (Y/C) Genlock daughterboard - optional.
- Flicker switch equipped - if you want to have a look at the original flicker image of the AMIGA (Normally records the AMIGA video signal into VCR so you can see the quality of display on the VGA monitor as a preview), the flicker switch is very useful!



BC-1208MA™

- 8Mb true zero wait state ram card for AMIGA A1200.
- With clock and TWO FPU SOCKETS: PGA and PLCC.
- Uses the standard 72pin Simm module: 1Mb, 2Mb, 4Mb or 8Mb.
- Battery backed up RTC included.
- Fully compatible with PCMCIA card, and specially designed re-location of memory into C0-D7 to get more memory when using the 8Mb SIMM.
- Very good performance (2.33 times than the A1200, tested by Sysinfo V3.22)
- Memlink™ software included.



Other services: 1. PCB production; Low price, best quality, speedy delivery
 2. 150 pin 1.27mm connector (A1200) available
 3. Other components, OEM/ODM production

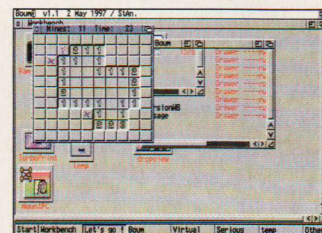
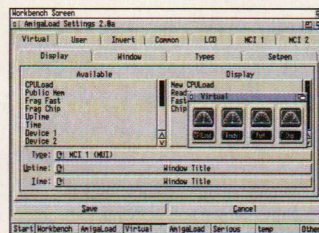

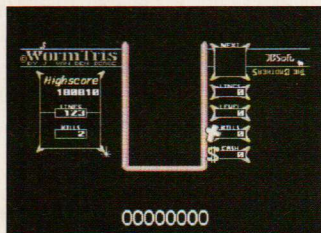
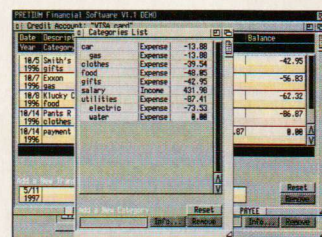

Bio-Con Taiwan Corp.

1st Floor, No.2, Alley 8, Lane 223, Sec 4,
 Cheng-Kung Road, Nei-Hu, Taipei, Taiwan, R.O.C.

Tel: +886-2-7902761 or 7927590 Fax: +886-2-7902730

E-Mail: biocon@ms1.hinet.net

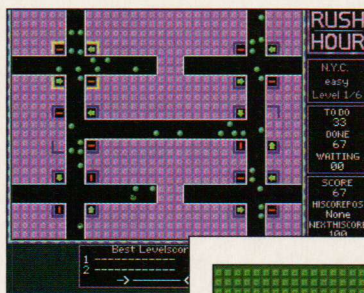
AMIGA FORMAT COVERDISKS



David Taylor introduces two complete games. Beat the traffic in *Rush Hour* and play a *Tetris* clone with a difference.


Keep track of your finances with *Pretium*, plus a host of other useful utilities. David Taylor has the details.

Rush Hour



Rush Hour has a set of different cities as well as levels for each city.

Each city looks different and you can also choose the difficulty level. Here you can see you have 100 cars left 'To Do'.



You know how it is. You're playing a game that you know is stupid; you've got thousands of other things to be doing, but you're just going to finish this level. *Rush Hour* comes from the days when gameplay was king. It is a complete rewrite of an old C64 game and proves just how addictive simplicity can be.

This is a complete game which works on any Amiga from WB1.3 upwards. It features seven cities and 47 levels and allows up to three people to play simultaneously.

On the face of it your task is simple. You control the traffic lights on the level and your job is to keep all the cars moving as much as possible. To change the traffic lights from

backed up – the more you can keep the cars flowing, the faster they will get off the screen and as each car leaves the screen you get a point.

Should you get more than 25 cars backed up in a queue, or more than nine cars on a single street, you will lose the level. In order to win the level you need to get the specified number of cars across it – the number that you have left to get across is displayed in the 'To Do' number on the right of the screen. When you get the 'To Do' number down to zero, you enter a bonus stage where you continue until the level simply becomes impossible to manage and you can't go any further. This will help you rack up a high score.

TRAFFIC ROBOT

When you are playing in One Player mode you may also find a traffic light robot on certain levels. You can place this on one crossing and it will automatically take care of that single set of lights. The robot will switch the lights every four seconds if a car is waiting or

red to green and vice versa, you just click on the set of lights with the mouse. The cars will come onto the screen from the entrances and make their way around the level stopping at red lights. You must make sure they don't get too

Wormtris

This is an amazing game that will thrill *Tetris* fans. It has a host of new features that extend the gameplay in ways never seen before and it's a bit bonkers to boot.

Essentially this is *Tetris*. You use the joystick to move the blocks left and right, and press fire to rotate the blocks once through 90 degrees. You can then drop the blocks down by pulling down. Unlike some games this won't drop the block straight to the floor, it only accelerates, which means that you can then stop if you need to move it across.

The idea is to make complete horizontal lines by fitting the falling blocks together. If you can engineer it so that when you drop your next block into place you complete not one, but two or three lines, then you will score more than you would by completing three separate lines. This means a higher score, but you run more risk of blocking off lines from completion. As with other *Tetris* games, if you don't manage to keep the lines down and you end up filling the screen with unfinished lines, you will lose the game. Completed lines vanish to give you more room.

These are the basics of *Tetris* but *Wormtris* offers you much more. Attached to some of the falling blocks are bonuses – sometimes these are question marks and you don't know what they will do – which are activated when you complete a line with that block in it. Some of the features are good, like Extend which adds a spare line on the bottom to extend your screen, or Bonus which ups your score. You can also get cash and the point of this is that if you have \$25, you can push up and clear the pit if you are getting into trouble.

However, not everything helps you. There is also a UFO feature and you will note that some of the blocks that fall are actually sheep or worms. Odd? You bet. You can make lines with worms and

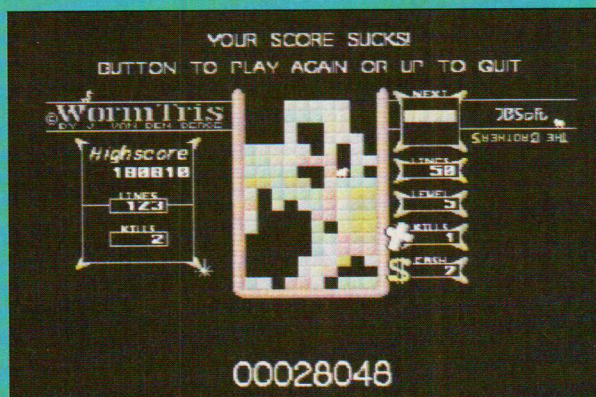
sheep, but beware, dropping blocks on Worms will kill them and you might get a revenge feature from another block! The advantage of worms and sheep is that you can make up combination lines – they will drop down if you complete a line beneath them so you can use them to fill holes. Sheep will also explode when they get squashed or if you press fire when they are falling. This is useful for taking out sections if you really need to, but be careful to avoid setting off a chain reaction with other sheep.

Laser blocks can be used to fire when they are falling and if you are quick enough, you can use it to clear the whole pit. There are also a lot of other hidden features that the author keeps secret until you comes across them.

This is a complete game but it is Shareware. The authors are only asking for 10 Dutch Guilders so if you want to make sure they develop other games like this, then you must pay them and help keep the scene alive. The address to send your money to is:

J van den Berge • Hontestraat 15
Oost-Souburg • Zeeland
The Netherlands

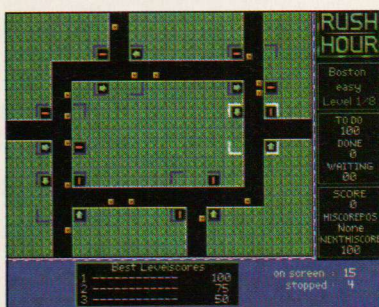
More details can be found in the games docs which can be loaded from Workbench.



A sheep chain reaction resulted in the big space in the bottom corner. The game was lost!

immediately if there are more than three cars. If no cars are waiting, then the lights change automatically every ten seconds. You still have the power to override the robot and change the lights manually.

Some levels also have what are known as urgent cars. These cars appear with a flashing number on them. If they



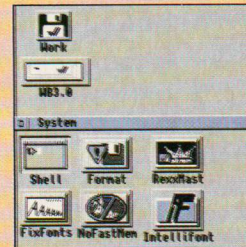
Watch out for cars with flashing numbers because they are urgent cars – not to be confused with cars that are simply indicating.

are stuck at a set of lights the number counts down. When the car makes it off the screen the number remaining is multiplied by five and added to your bonus – you can see it is worth your while trying to keep these cars moving.

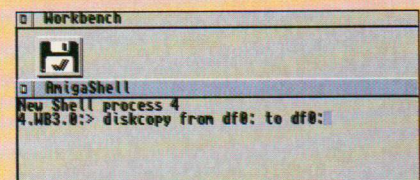
This game can be played from the unpacked disk by simply booting the *Rush Hour* disk, but if WB1.3 users have trouble, they should load it through Workbench. You should also note that there is a version for graphics cards and a level editor so that you can make up levels for yourself. Both of these versions can be accessed from Workbench. If you like the game, then email the author and tell him so at andi@c-lab.de.

BACKING UP YOUR COVERDISK

Copying your Coverdisk is really very simple. Just follow the stages below...

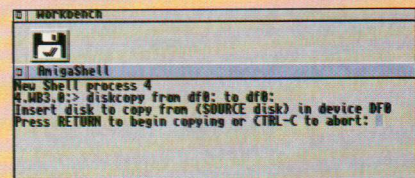


1 Boot up with your Workbench disk and find the Shell icon, in your system drawer. Double-click on this to go into the Shell.

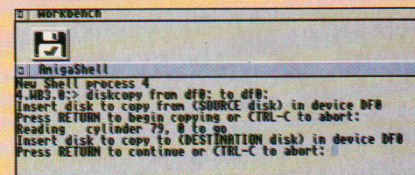


2 Type in the following line (with a zero, not the letter O), taking care to put the spaces in the correct places:

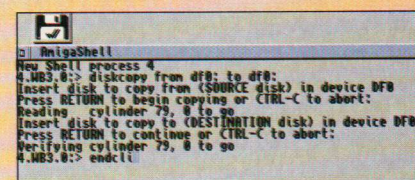
DISKCOPY FROM DFO: TO DFO:



3 When asked for the Source disk, insert your write-protected Coverdisk and press Return. All of the info on this disk will then be copied from the disk into memory.



4 Once your Amiga has read the info, it will ask for the Destination disk. Insert it and press Return. All information on this disk will be destroyed.



5 On an unexpanded machine, the Amiga may ask for the source disk again, because it copies in chunks. Finally, type `endcli` to close down the Shell.


DISK NOT WORKING?

We take every care to test the Coverdisk software, but Future Publishing cannot accept any responsibility for any damage occurring during its use. If your disk is faulty, send it back, with 2x26p stamps and an SAE to:

Amiga Format (insert name of disk)
TIB PLC • TIB House
11 Edward Street
Bradford • BD4 7BH

If there is a manufacturing error then the stamps will be returned with a replacement disk.

Pretium



David Taylor introduces a new finance package and a veritable host of other programs for you to get stuck into.

This is a functional demo of a new accounts package from the States. It doesn't have all the features of the commercial package enabled, such as the PC Import/Export feature, but it does allow you to create, save and load your own accounts and use many of the program's useful features. Compact writing means this program can run from floppy without trouble.

When the program loads, you might notice more than a passing resemblance to the PC's top accounts package, *Quicken*. Indeed, the full version offers the ability to load and export files for use with *Quicken*.

The accounts are colour coded, to make them easier to differentiate between, but essentially function in the same way.

Standard Account: "My Savings"				
Date	Description	Withdrawal	Deposit	Balance
Year	Category	Memo		
10/1 1996	Opening Balance		100.00	100.00
10/2 1996	cash deposit		513.43	613.43
		Cleared: \$413.43	Total: \$845.41	
Add a New Transaction				
Credit Account: "VISA card"				
Date	Description	Charge	Credit	Balance
Year	Category	Memo		
10/7 1996	Exxon gas	13.88		-56.83
10/8 1996	Klucky Chicken food	5.49		-62.32
		Cleared: \$-81.38	Total: \$0.00	
Add a New Transaction				
5/11 1997				
<div>PRINT</div> <div>VOID</div> <div>PAYEE</div> <div>Reset</div> <div>Remove</div>				

RO

RO is a very configurable file manager that requires MUI and a hard drive. As you'd expect from many file managers, **RO** gives you two

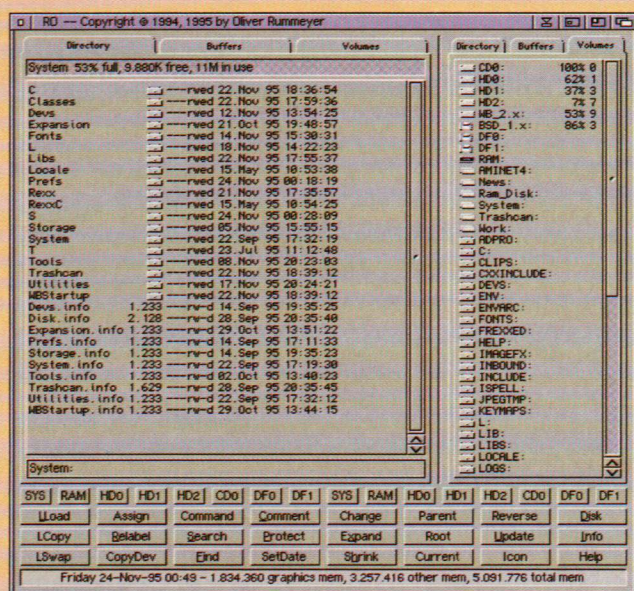
sections, one for a source and the other as a destination. You can view volumes, buffers or directories in either side and the actions that you can perform on them are accessed from the buttons along the bottom of the **RO** window.

You can select a set of files and folders in one window and choose a destination in the other, then

click on "Fit" and **RO** will check to see whether there is enough room to copy or move the files across. This is much better than simply trying to copy them as it takes into account the number of blocks needed, rather than just byte size.

The bottom line of the **RO** screen shows things like memory usage, date and time and whether the fit is possible.

You can also attach actions like run, view and archive. **RO** comes with a prefs program so it is highly configurable but very easy to set up.



The **RO** file manager is one of the best Shareware programs that we have seen for a while, so take a look and remember to register.

To get started you need to set up your own accounts group using the Create new Group menu item. The group will then hold all your own account files and you can choose to password protect either the group or individual accounts.

There are three types of accounts, designed to deal with Savings, Cheques (or Current accounts) and Credit Cards. You can have more than one account of a certain type – so if you have more than one credit card you can have each one in a separate account. If there are any special circumstances attached to an account you can even add a memo to help you remember.

SETTING UP CATEGORIES

Before you start inputting your figures you need to set up some categories. Go to the View menu, type in a new name and hit return to create the category. Set up categories that suit your spending – things like Car, Leisure, Food, etc. Categories can also contain sub-categories, for example you could divide your Utilities payments into gas, water and electric.

To enter a transaction, you simply click the mouse in the fields at the bottom of the account window. The

PRETIUM Financial Software V1.1 DEMO

Credit Account: "VISA card"

Date	Description	Charge	Credit	Balance
Year	Category	Memo		
18/5	Smith's Gifts	42.95		-42.95
1996	gifts	tin's birthday gift		
18/7	Exxon	13.88		-56.83
1996	gas			
18/8	Klucky Chicken	5.49		-62.32
1996	Food			
18/14	Pants R Us	24.55		-86.87
1996	clothes	new jeans		
18/14	payment		86.87	0.00
1996				
Cleared: \$-67.50				Total: \$-5.00

Add a New Transaction

5/11 1997

PRINT VOID PAYEE

PRINT Info Remove

The Credit Card account is different from the others in that you run up a bill and then try and reduce it to zero.

data entry is split into fields over two lines. If you look at the key at the top of the account window you'll be able to see that the date goes on the left, next to a description of the transaction, with the category below it. Next to that goes the deposit or withdrawal, depending on which you fill in, and under the amount is room for a memo on the transaction. If you add in a category that doesn't exist, then you will be asked if you want it added into the list automatically.

One thing that you do need to note is that the Credit Card account works in reverse. This is because it assumes that your account is permanently in the red, with you trying to get it up to zero. To make this easier to understand the field for Debit is labeled Charge instead and Credit is kept for the amount you pay.

"Set up categories that suit your spending - things like Car, Leisure, Food, etc."

If you like *Pretium* then you can order the full version from IDD 204 NW 25th Street • Gainesville FL 32607 • USA for \$57.95 (about £40) including postage and packing.

Every transaction category must appear in the list. If you enter one that doesn't it will be added in.

Credit Account: "VISA card"

Categories List

Date	Description	Category	Expense	Income	Balance
18/5	Smith's	car	Expense	-13.88	
1996	gas		Expense	-13.88	
18/7	Exxon	clothes	Expense	-39.54	
1996	gas	food	Expense	-48.05	
18/8	Klucky C	gifts	Expense	-42.95	
1996	Food	salary	Income	431.98	
18/14	Pants R	utilities	Expense	-87.41	
1996	clothes	electric	Expense	-73.53	
18/14	payment	water	Expense	0.00	
1996					
				.87	0.00

Add a New Trans

5/11 1997

Add a New Category

Reset

PAYEE

Info... Remove

OTHER STUFF

AMIGALOAD

AmigaLoad is a really neat memory meter. The program is Freeware but you only need to mail the author to get a code to remove the message screen. The use of MUI means that the preferences are very easy to understand. You can select the program that suits your processor and the preferences and then start to configure it. By default you get a set of gauges, but you can easily change these to graphs or percentages. What is really exciting about *AmigaLoad* is that this window is only its virtual version. A number of people have

can show it on a screen that can. To use the program you simply need to either add *Visage* as the default tool in a picture's icon, or select a picture using the requestor that appears when you double click on *Visage*.

DROPVIEW

You can use *Visage* with another program on this disk called *DropView*. You can configure *DropView* to send pictures to a specific program, so if you set it to *Visage* (after both programs are installed) you can simply drag and drop pictures onto its icon to be viewed immediately in *Visage*.

VERSIONWB

This is a small utility that opens a requestor and allows you to select files. It will then report the version number of the file you selected. This is much more detailed and versatile than the standard version command that comes as part of Workbench.

BLITZKICK

This utility is a ROM re kicker for changing the KickStart of an Amiga using a Blizzard accelerator card. This is the latest release and is only for those who know what they are doing!

AREXX TUTORIAL

This directory contains the ARExx code for this month's tutorial. See page 94 for more details.

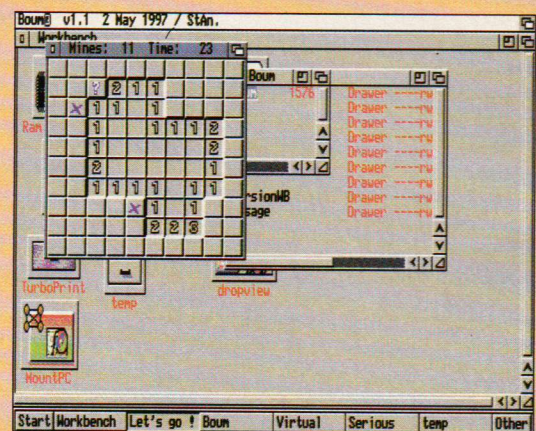
BOUM

And finally *Boum* is a quick Workbench game similar to *MineSweeper*. Just click with the left mouse button to clear a square and click with the right button to mark a square if you think that a mine is under it.

Your clues as to the location of mines are in the numbers that are revealed when you clear a square - the number reflects the number of mines attached to that square in any direction. To win a level you need to correctly identify each mine.

VISAGE

MultiView is hardly the answer to your needs when it comes to showing pictures, because it is far too slow and restricted. *Visage* has become one of the most popular viewers recently because it is so fast. Like a speeding bullet in fact. It can show pretty much any file format you throw at it and you can configure it in the icon tooltypes. This is especially helpful because it means that you can do things like force the screenmode to be used so that if a picture is in a format you can't view, you



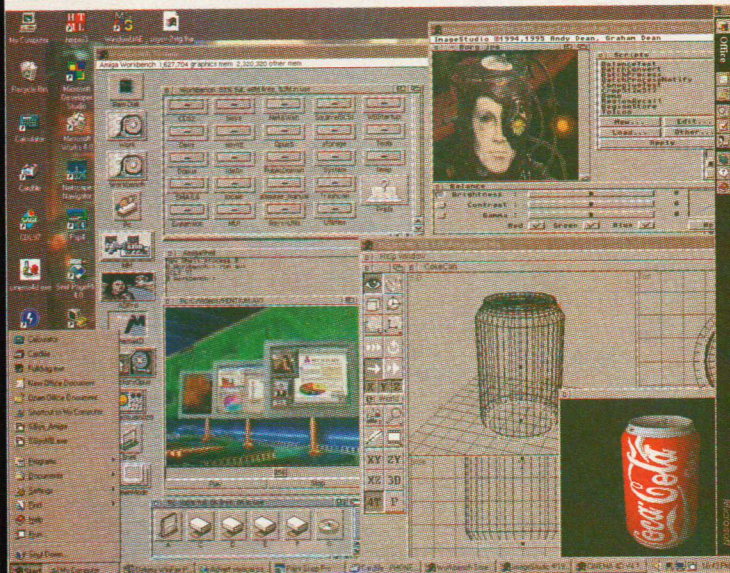
This is a simple *MineSweeper* game for Workbench that will quickly have you hooked. A great way to waste a little time.

Siamese

SYSTEMS



Join the Next Amiga Revolution!
THIS SCREEN SHOT IS NOT A MOCK UP.



Siamese System RTG

v2.0 NOW SHIPPING

Full Pack £199.95 (no RTG £149.95)

Software upgrade from v1.5 £79.95

New NoteBook Siamese System coming soon.

Notebook <--> Any Amiga.

Notebook <--> Desktop/Tower Win95/NT PC



So you want a Siamese System but need a PC?

!! P133 Siamese Packs from £899.95 call for brochure !!

Sisys 200MMX system

Pentium MMX PCI Motherboard
200Mhz Pentium MMX Processor
1.2gb EIDE drive
Floppy Disk
16mb EDO Ram
Matrox Mystique 3D graphics card
Win95 ergonomic keyboard
Mouse
16 bit 3D sound card
Siamese hardware/Software v2 RTG
Windows 95 Software
Microsoft Works V4
CE approved Mini Tower Case



Price £ 1499.95 Inc Vat

**Please remember! Any company can build a PC,
but only HiQ can integrate it!!**

Developed Solely in the UK by HiQ Ltd and Paul Nolan

Tel +44 (0)1525 211327 fax +44 (0)1525 211328

Try our internet page www.siamese.co.uk

email steve@hiqltd.demon.co.uk

JULY 1997

Editor - Nick Veitch
Deputy Editor - Ben Vost
Production Editor - Andrea Ball
Games Editor - Andy Smith
CD Compilers - EMComputergraphic
Art Editor - Colin Nightingale
Art Assistant - Cathy McKinnon
Cover Render - Lightwave 5.0

Contributors

John Kennedy, Darren Irvine, Simon Goodwin,
Dave Taylor, Dave Cusick, Jeff Ranasinghe,
Robert Polding, Oliver Hodgson

Assistant Publisher - Alison Morton

Publishing Director - Jane Ingham

Public Relations - Liz Ramsay and Jennifer Press
0171 331 3920

Overseas Licences - Katy Cunningham

Tel: 0171 331 3920

Fax: 0171 447 3499

kcunningham@pne.co.uk

Group ad manager - Simon Moss

mossy@futurenet.co.uk

Senior Sales Executive - Jenny White

jwhite@futurenet.co.uk

Marketing - Simon Howarth

showarth@futurenet.co.uk

Simon Steele

ssteele@futurenet.co.uk

Production Manager - Richard Gingell

Production Coordinator - Zoe Rogers

Print Services Manager - Matthew Parker

Ad Design Supervisor - Cherry Coad

Admin Assistant - Cathy Rowland

Colour scanning & Imagesetting

Jon Moore, Chris Stocker, Mark Gover,
Simon Windsor, Jason Titley, Oliver Gibbs,
Brett Caines

Colour Originators - Phoenix Repro

Printed in the UK by St Ives PLC

AMIGA FORMAT

30 Monmouth St, Bath, Avon BA1 2BW

Telephone 01225 442244

Fax 01225 732341

Email: amformat@futurenet.co.uk

(INCLUDE DEPARTMENT IN SUBJECT TEXT OR YOUR
MAIL WILL NOT BE READ)

Subscriptions, Back Issues & Mail Order

Future Publishing, Somerton,

Somerset, FREEPOST, TA11 6BR

Telephone 01225 822511, 9am-6pm

Facsimile 01225 822510

E-mail: subs@futurenet.co.uk

Customer Services

Telephone

01225 822510



Member of the
Audit Bureau of Circulations.
Registered Circulation

32,166 July - December 1996

YOUR GUARANTEE OF VALUE

This magazine comes from Future Publishing, a company founded just ten years ago but now selling more computer magazines than any other in Britain. We offer:

BETTER ADVICE. Our titles are packed with tips, suggestions and explanatory features, written by the very best in the business.

STRONGER REVIEWS. We have a cast-iron policy of editorial independence and our reviews give clear buying recommendations.

CLEARER DESIGN. You need solid information fast. So our designers highlight key elements by using charts, diagrams, summary boxes, and so on...

GREATER RELEVANCE. At Future, Editors operate under two golden rules:
● Understand your readers' needs.
● Then satisfy them.

MORE READER INTERACTION. We draw on readers' contributions, resulting in the liveliest letters pages and the best reader tips. Buying one of our magazines is like joining a nationwide user group.

BETTER VALUE FOR MONEY. More pages, better quality - magazines you can trust.



Printed in the UK.

All contributions submitted to *Amiga Format* are accepted on the basis of a non-exclusive worldwide licence to publish or licence others to do so unless otherwise agreed in advance in writing.

© Future Publishing Limited 1997.

PLUS

2

FREE!
CD'S

Next Month

Join the celebrations as Amiga Format clocks up its 100th issue. There'll be loads of prizes to be won, the top 100 products of all time revealed, a look down memory lane and lots of jelly and ice-cream in this very special edition of AF.

AMIGA FORMAT

We are 100

RESERVE YOUR
COPY OF

AMIGA
FORMAT
MAG-SAVE

You can reserve any issue of Amiga Format at many newsagents, including branches of WH Smith and John Menzies.

PLUS: reviews of the CatWeasel floppy drive interface, a whopping 5Gb hard drive, the Olympus magneto-optical drive and much more...

**August Issue On Sale
Thursday 10th July**

Jelly and ice-cream only available to readers in the AF office. Anything may happen in the next 28 days, of partying, so don't expect miracles okay?

ADVERTISERS INDEX

Active Software	68	01325 352 260	HiSoft	29	01525 718 181
Analogic	72	0181 546 9575	Owl Associates	96	01543 250 377
Biocon	107	+8862 790 2761	Power Computing	84, 112, 114, 115	01234 851 500
Blittersoft	101	01908 261 477	Premier Mail Order	41	01268 571 157
Direct Software	33, 53, 54	01604 722 499	Siren Software	4	0161 796 5276
Epic Marketing	42, 43	01793 490 988	Software First	41	01268 531 222
Eyeteck	71	01642 713 185	Special Reserve	53	01279 600 204
First Computer Centre	11	0113 231 9444	Visage Computers	68	0115 944 4500
Gasteiner	60	0181 345 6000	Weird Science	2, 3, 116	0116 234 0682
Golden Image	15	0181 900 9291	Wizard Developments	59	01322 527 800
Harwoods	24, 25	01773 836 781			


NEW BLIZZARD BOARDS

WORDSWORTH
OFFICE 6 CD-ROM
£10
WITH THIS
BOARD



**FREE BREATHLESS
WITH BLIZZARD BOARDS**

FALCON 68040RC-25
£249.95



BLIZZARD 1230 MKV TURBO ACCELERATOR

68030 BARE	£99.95
68030 4MB RAM	£119.95
68030 8MB RAM	£129.95
68030 16MB RAM	£169.95
68030 32MB RAM	£239.95

BLIZZARD 1260 MKV TURBO ACCELERATOR

68060 BARE	£369.95
68060 8MB RAM	£399.95
68060 16MB RAM	£439.95
68060 32MB RAM	£509.95

BLIZZARD SCSI KIT FOR 1230/1260 £69.95


PHASE 5 CYBERSTORM BOARDS

68060-50MHZ (A3000T/4000T)	£449.95
68040-40MHZ (A2000,3000)	£269.95
040/40ERC WITH 40MHZ 68040 CPU INCLUDING MMU AND FPU	
CYBERSTORM FAST SCSI WITH DMA CONTROLLER.	£69.95

CYBERVISION 64-3D GRAPHIC CARD

HI-RES 64-BIT GRAPHIC CARD FOR THE A2000, 3000T, 4000T AND INCLUDES 4MB OF DISPLAY MEMORY	£159.95
SCANDOUBLER CYBERVISION 64-3D FOR FOR THE A4000T ONLY	£69.95
MPEG MOVIE MODULE	£129.95

MEMORY SIMMS



4MB 72-PIN SIMM
£19.95


8MB 72-PIN SIMM
£29.95

16MB 72-PIN SIMM
£69.95

32MB 72-PIN SIMM
£139.95

MEMORY PRICES FLUCTUATE DAILY - CALL TO CHECK LATEST PRICES

MEMORY CARDS



A500 2MB RAM CARD
£59.95

A1200 MEMORY CARDS

A1200 RAM EXPANSION 8MB **£69.95**

A500 MEMORY CARDS

A500 RAM EXPANSION 2MB **£59.95**

A500 512K NO CLOCK **£14.95**

A500+ 1MB NO CLOCK **£19.95**

A600 MEMORY CARDS


A600 1MB NO CLOCK **£19.95**

A600 1MB WITH CLOCK **£24.95**

MINI MEGA CHIP

Increase your Amiga 500/2000 CHIP RAM.
Also includes a Fat Agnus Chip. No soldering
is required.

MINI MEGA CHIP 1MB **£99.95**



GVP DSS-8 SAMPLER
£59.95

GVP PRODUCTS

GVP IO EXTENDER **£69.95**

GVP HC-8 SCSI INTERFACE **£99.95**

GVP GURU ROM v6 **£49.95**

GVP DSS-8 SOUND SAMPLER **£59.95**

GVP VIDEO GENLOCK **£199.95**

GVP 4MB RAM MODULE **£59.95**

GVP 16MB RAM MODULE **£99.95**

MISCELLANEOUS

POWERTAB - GRAPHIC TABLET **£159.95**

VIDEOBACKUP SYSTEM PHONO **£20.00**

VIDEO BACKUP SYSTEM SCART **£20.00**

BREATHLESS 3D GAME **£15.00**

ZIP RAM STATIC COLUMN PER MB **£16.00**

FLOPPY DISK DRIVES - INTERNAL/EXTERNAL

A500 INTERNAL DRIVE **£29.95**

A600/A1200 INTERNAL DRIVE **£29.95**

A2000 INTERNAL DRIVE **£39.95**

PC880E EXTERNAL DRIVE **£39.95**

ALL OF THE ABOVE INCLUDE FLOPPY EXPANDER

HIGH DENSITY FLOPPY DISK DRIVES

XL 1.76MB EXTERNAL DRIVE **£69.95**

XL 1.76MB INT. DRIVE A4000 **£65.95**

INC. FLOPPY EXPANDER AND 10 HDD DISKS

ZIP DRIVES - INC CABLE AND ZIP TOOLS

ZIP DRIVE 100MB SCSI* **£135.95**

ZIP DRIVE INC. SQUIRREL **£169.95**

100MB DISKETTE **£15.95**

*REQUIRES SQUIRREL SCSI INTERFACE

HARD DRIVES - INC. CABLE AND SOFTWARE

EXTERNAL HARD DRIVES **£CALL**

1.3 GIGABYTE A1200 INT. **£129.95**

2 GIGABYTE A1200 INT **£159.95**

STACK CABLE FOR ABOVE **£12.95**



**FREE TEN HD DISKS
WITH THE XL DRIVE**




**INCLUDES ONE
100MB CARTRIDGE**




**HEAVY DUTY 200 WATT
POWER SUPPLY UNIT
ONLY £69.95**

**OFFICIAL AMIGA
MOUSE AND MAT**

AMIGA MOUSE/MAT
£9.95



ALL PRICES INCLUDE VAT



EPSON GT-5000 £249.95

FLATBED S/W £49.95



EPSON A4 FLATBED SCANNER
24-BIT COLOUR SCANNING
GREYSCALE AND LINE ART MODES
OCR SOFTWARE AVAILABLE AT £20



**COLOUR SCANNER
£129.95**



**BLACK AND WHITE
£69.95**

POWERSCAN BLACK AND WHITE
POWERSCAN 4, BLACK AND WHITE
HAND SCANNER WHICH INCLUDES
OCR S/W AND INTERFACE **£69.95**

POWERSCAN COLOUR
POWERSCAN 4, COLOUR HAND
SCANNER WHICH INCLUDES OCR
SOFTWARE AND INTERFACE.
AGA24-BIT/400DPI **£129.95**



NEW POWER CD BUNDLES



**BUNDLE WITH 2X CD
£99.95**

**BUNDLE WITH 12X CD
£199.95**

**BARE INT. 12X CD
£139.95**

THE POWER CD BUNDLE INCLUDES:

- SQUIRREL SCSI INTERFACE
- EXTERNAL SCSI CD-ROM DRIVE
- OSCAR AND DIGGERS CD-ROM
- CHAOS ENGINE CD-ROM
- PERSONEL WRITE - WORD PRO.



SPECIAL OFFER MODEM

**OPTION ONE
£89.95**

OPTION ONE

- 33.6BPS MODEM AND CABLES • NET & WEB SOFTWARE • IBROWSE SOFTWARE
- ONE MONTH FREE WITH DEMON INTERNET PROVIDER

OPTION TWO

- 33.6BPS MODEM AND CABLES • NET & WEB SOFTWARE • IBROWSE SOFTWARE
- ONE MONTH FREE WITH DEMON INTERNET PROVIDER • WHIPPET FAST SERIAL INTERFACE FOR A600/A1200

OPTION THREE

- 33.6BPS MODEM AND CABLES • NET & WEB SOFTWARE • IBROWSE SOFTWARE
- ONE MONTH FREE WITH DEMON INTERNET PROVIDER • SURF SQUIRREL SCSI-2 SERIAL INTERFACE FOR A1200 PCMCIA CONNECTION



**OPTION TWO
£109.95**



**OPTION THREE
£159.95**

FOR CD-ROM OWNERS WHO HAVE A SQUIRREL INTERFACE AND ARE BUYING A MODEM WITH A SURF SQUIRREL, WE WILL BUY BACK YOUR EXISTING SQUIRREL - PLEASE CALL FOR DETAILS

EPSON STYLUS PRINTERS

STYLUS 400 A4 720DPI COLOUR **£209.95**

STYLUS 600 A4 1440DPI COLOUR **£259.95**

FOR THE RANGE OF ACCESSORIES PLEASE CALL

PRINTER CABLE INC.



**TURBO PRINT 5
£45.95**



**BREATHLESS
£15.95**



01234 851500

FAX 01234 855400

UNIT 82A SINGER WAY KEMPSTON MK42 7PU

2-3 DAYS £2.50 ☐ NEXT DAY £5 ☐ SAT £10 ☐ MIN DELIVERY £2.50



POWER

COMPUTING LTD

NAME _____ ADDRESS _____


POSTCODE _____ TEL NO. _____

ITEMS _____

TOTAL (INC. DELIVERY) £ _____ CREDIT CARD NO. _____

EXPIRY ISSUE NO. _____ SIGNATURE _____

PC NETWORK



PHILIPS

Join a PC to your Amiga via the parallel port

Commodore
AT200

AMIGA

£1995

AMIGA
GOLD
FORMAT

Access all of the PC drives. Read & Write to & from the PC.
Load files directly from the PC and save back out to the PC.
Up to 45k/sec for Amiga > PC and up to 29k/sec for PC > Amiga.

NOTE NEW ADDRESS

Weird Science

Weird Science Ltd.
Q House, Troon Way Business Park,
Humberstone Lane, Leicester. LE4 9HA

Phone 0116 234 0682
Fax 0116 235 0045
Email sales@weirdscience.co.uk
Web www.weirdscience.co.uk